


Feed-through header - MCD 1,5/ 6-G-3,81 - 1829992

Please be informed that the data shown in this PDF Document is generated from our Online Catalog. Please find the complete data in the user's documentation. Our General Terms of Use for Downloads are valid (<http://phoenixcontact.com/download>)



PCB headers, nominal current: 8 A, number of positions: 6, pitch: 3.81 mm, color: green, contact surface: Tin, mounting: Wave soldering, In combination with MCV plug components, both an MCVW and an MCVR plug must be used.

The figure shows a 10-pos. version with 20 contacts

Your advantages

- ✓ Well-known mounting principle allows worldwide use
- ✓ Conductor connection on several levels enables higher contact density
- ✓ Maximum flexibility when it comes to device design – one header for connectors with different connection technologies



Key Commercial Data

Packing unit	50 pc
GTIN	
GTIN	4017918113704

Technical data

Dimensions

Length [l]	21.9 mm
Width	24.25 mm
Pitch	3.81 mm
Dimension a	19.05 mm
Width [w]	24.25 mm
Height [h]	26.2 mm
Height	22.7 mm
Length of the solder pin	3.5 mm
Pin dimensions	0.8 x 0.8 mm
Pin spacing	12.70 mm
Length	21.9 mm

General

Feed-through header - MCD 1,5/ 6-G-3,81 - 1829992

Technical data

General

Range of articles	MCD 1,5/...-G
Insulating material group	I
Rated surge voltage (III/3)	2.5 kV
Rated surge voltage (III/2)	2.5 kV
Rated surge voltage (II/2)	2.5 kV
Rated voltage (III/3)	160 V
Rated voltage (III/2)	160 V
Rated voltage (II/2)	320 V
Connection in acc. with standard	EN-VDE
Nominal current I_N	8 A
Maximum load current	8 A
Insulating material	PA
Flammability rating according to UL 94	V0
Color	green
Number of positions	6

Standards and Regulations

Connection in acc. with standard	EN-VDE
	CSA
Flammability rating according to UL 94	V0

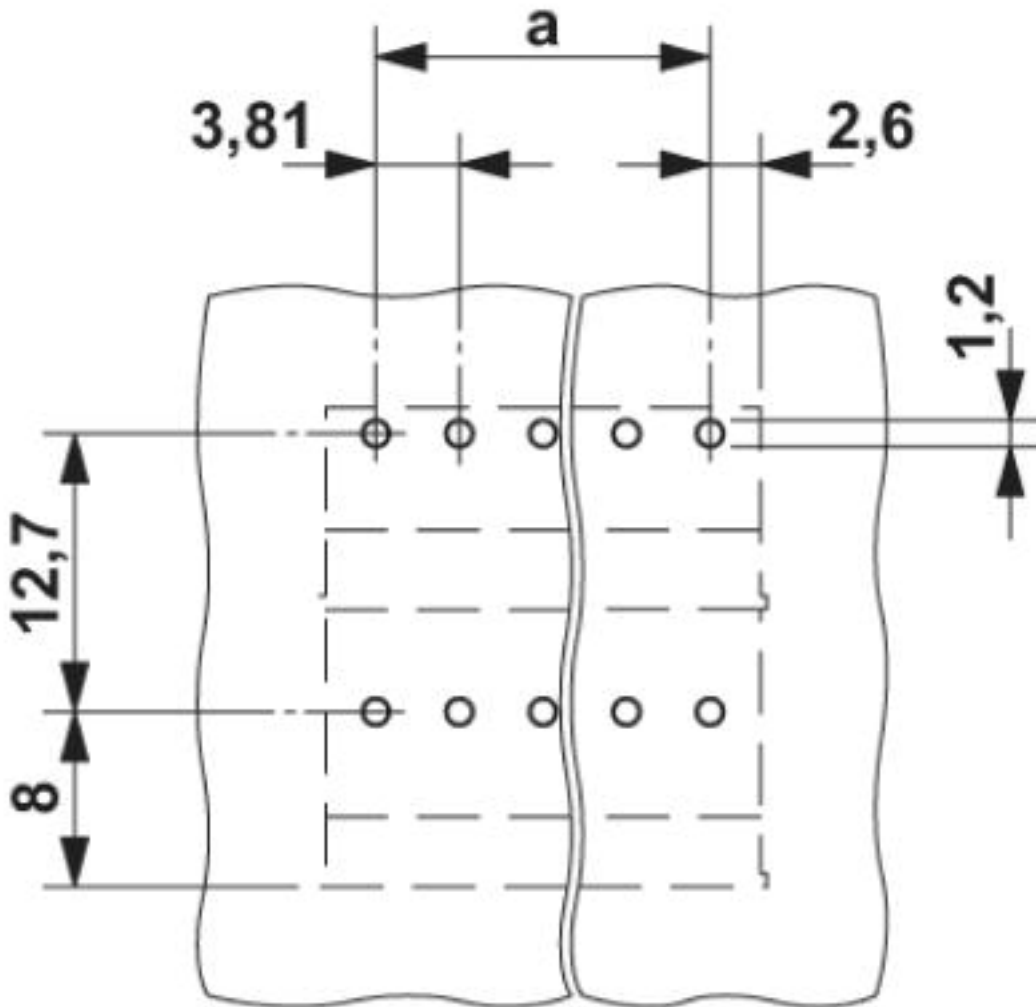
Environmental Product Compliance

China RoHS	Environmentally friendly use period: unlimited = EFUP-e
	No hazardous substances above threshold values

Drawings

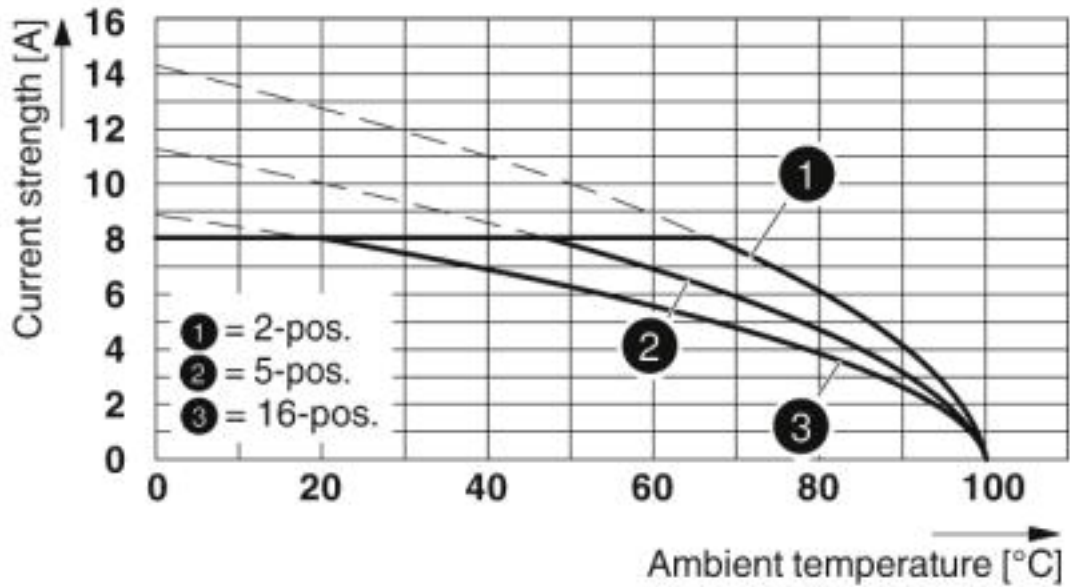
Feed-through header - MCD 1,5/ 6-G-3,81 - 1829992

Drilling diagram



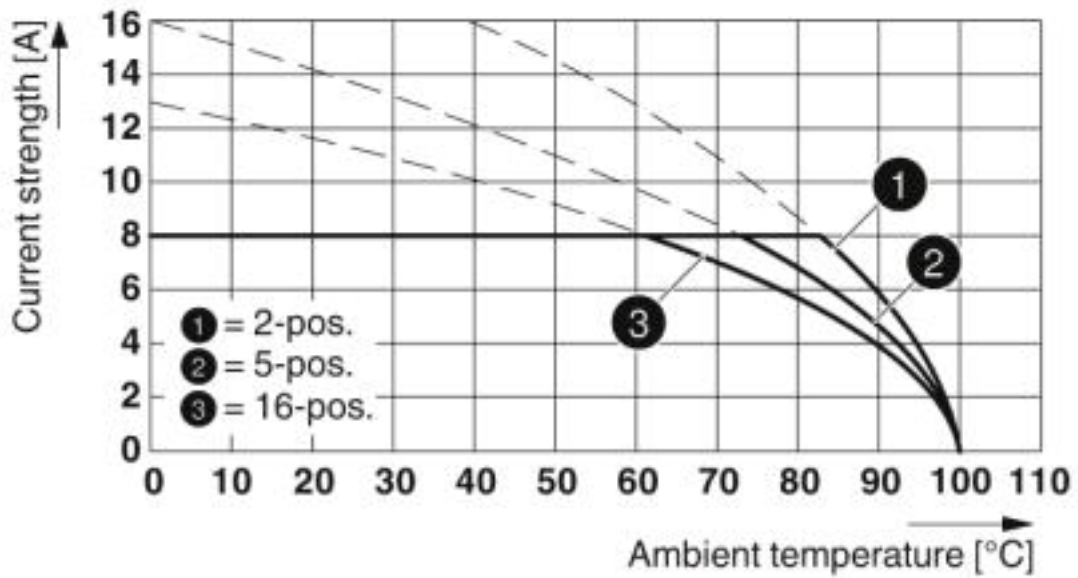
Feed-through header - MCD 1,5/ 6-G-3,81 - 1829992

Diagram



Type: MCVR 1,5/...-ST-3,81 with MCD 1,5/...-G-3,81

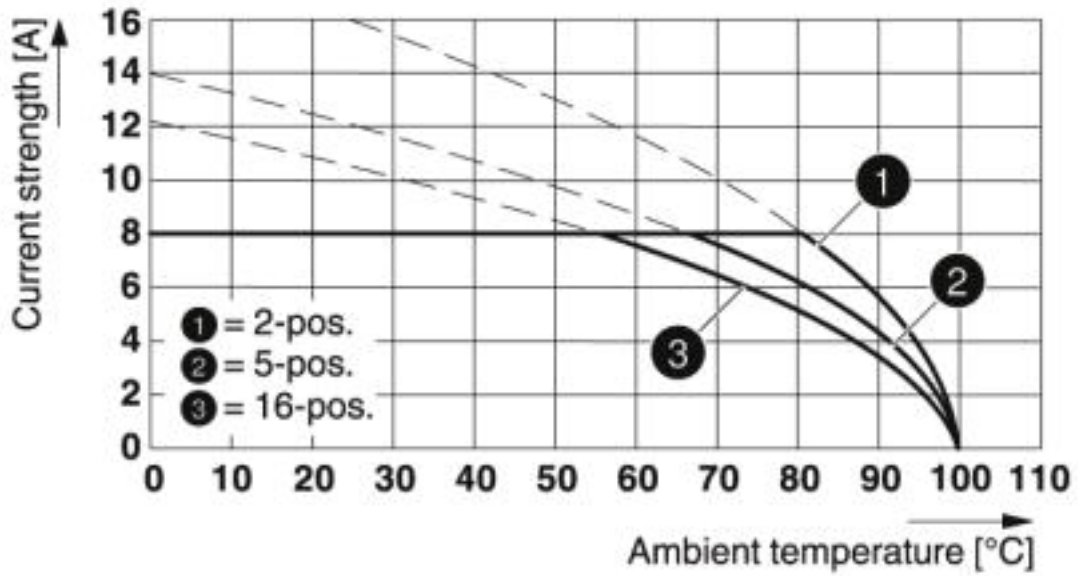
Diagram



Type: FK-MCP 1,5/...-ST-3,81 with MCD 1,5/...-G-3,81

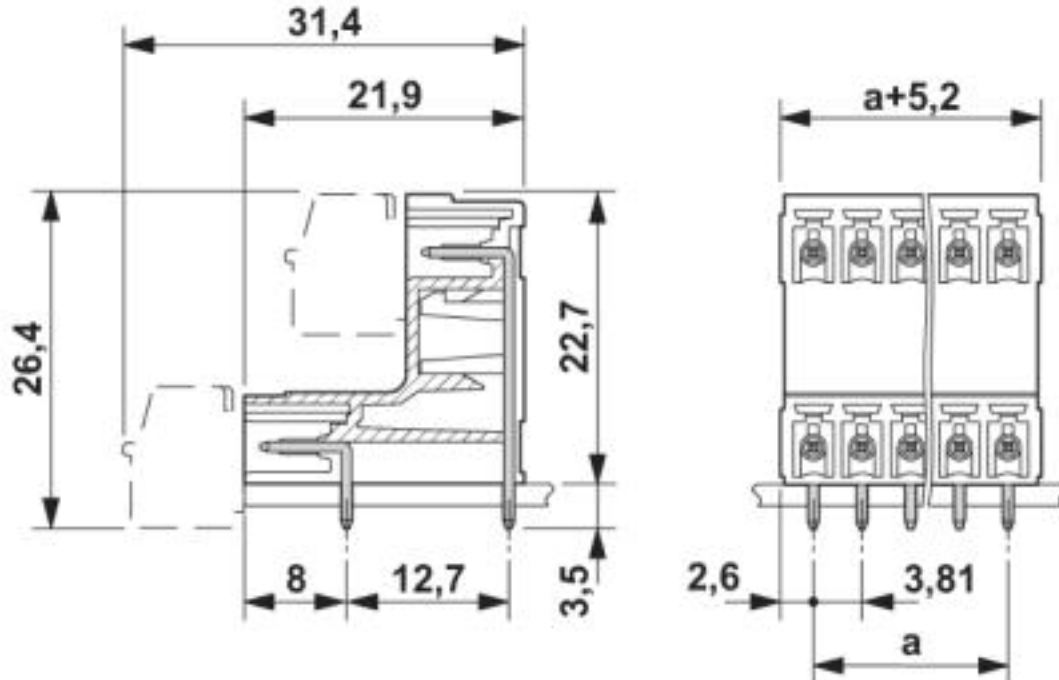
Feed-through header - MCD 1,5/ 6-G-3,81 - 1829992

Diagram



Type: FMC 1,5/...-ST-3,81 with MCD 1,5/...-G-3,81

Dimensional drawing



Approvals

Approvals

Feed-through header - MCD 1,5/ 6-G-3,81 - 1829992


Approvals


Approvals


CSA / IECCEB CB Scheme / VDE Gutachten mit Fertigungsüberwachung / EAC / cULus Recognized


Ex Approvals


Approval details

CSA		http://www.csagroup.org/services-industries/product-listing/	13631
		B	D
Nominal voltage UN		300 V	300 V
Nominal current IN		8 A	8 A

IECEE CB Scheme		http://www.iecee.org/	DE1-60987-B1B2
Nominal voltage UN		160 V	
Nominal current IN		8 A	

VDE Gutachten mit Fertigungsüberwachung		http://www2.vde.com/de/Institut/Online-Service/VDE-gepruefteProdukte/Seiten/Online-Suche.aspx	40011723
Nominal voltage UN		160 V	
Nominal current IN		8 A	

EAC			B.01742
-----	---	--	---------

cULus Recognized		http://database.ul.com/cgi-bin/XYV/template/LISEXT/1FRAME/index.htm	E60425-20110128
		B	D
Nominal voltage UN		300 V	300 V
Nominal current IN		8 A	8 A

Phoenix Contact 2019 © - all rights reserved
<http://www.phoenixcontact.com>

PHOENIX CONTACT GmbH & Co. KG
Flachsmarktstr. 8
32825 Blomberg
Germany
Tel. +49 5235 300
Fax +49 5235 3 41200
<http://www.phoenixcontact.com>