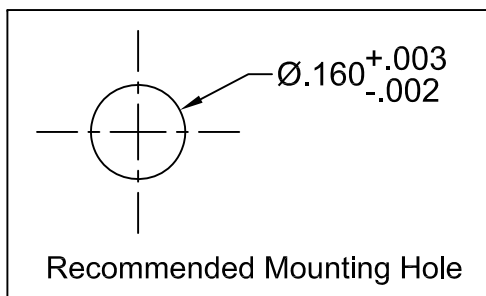
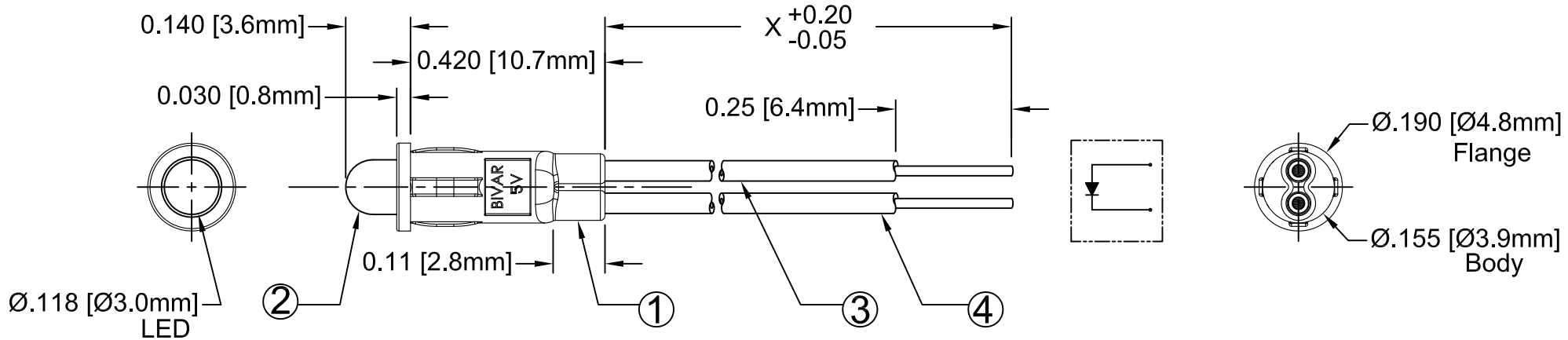
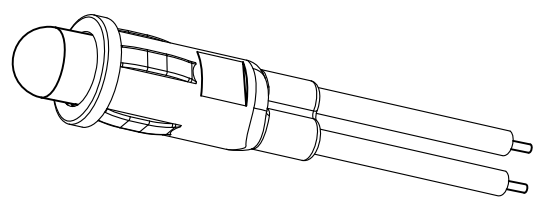


ITEM	Q'TY	PART NUMBER	PART DESCRIPTION
1	1	PM3-5V	5V LED Holder, Panel Mount, Press Fit, (3mm)
2	1	3XX5V-S	T-1 (3mm) Non-Flange LED, 5 Volt
3	1	BWS24-1061-RD	24AWG Wire Lead U.L. 1061, Red
4	1	BWS24-1061-BK	24AWG Wire Lead U.L. 1061, Black

REV.	DESCRIPTION	DATE	APPROVED
A	Engineering Release	07/26/07	M. C.
B	Specification Upgrade	07/08/08	M. C.
C	Updated PM3-5V Holder	07/11/08	M. C.
D	Added -S to 3XX5V in BOM	12/19/12	T. Y.



EXAMPLE:
PM3RD5VW6.5*
 Wire Length "X"
 5 Volt Internal Resistor
 LED Color & Lens Appearance.
 Series




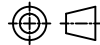
ABSOLUTE MAXIMUM RATINGS (Ta = 25°C)

REVERSE VOLTAGE	5V
REVERSE CURRENT (VR=5V)	100µA
OPERATING TEMPERATURE RANGE	-25°C ~ 85°C
STORAGE TEMPERATURE	-30°C ~ 100°C
LEAD SOLDERING TEMPERATURE (1/16" FROM BODY)	260°C for 5 Seconds

STANDARD TOLERANCE (UNLESS OTHERWISE SPECIFIED)		 4 THOMAS, IRVINE, CA. 92618 TEL: (949) 951-8808 FAX: (949) 951-3974	
DECIMALS	ANGULAR		
.X ±.1	X° ± 1°		
.XX ±.02		 TITLE: T-1 (3mm) PANEL MOUNT ASSEMBLY	
.XXX ±.010			
DESIGNED: Dan Beckman	DATE: 07/26/07	PART NO: PM3XX5VWX.X	REVISION: D
CHECKED: T. Yin	DATE: 07/26/07	CAGE CODE : 32559	SHEET # 1 OF 2
CAD GENERATED DOCUMENT, DO NOT MEASURE DRAWING.			

REV.	DESCRIPTION	DATE	APPROVED
	SEE SHEET#1.		

LED Part No.	Chip			Lens Appearance	Absolute Max. Ratings		Electro-Optical Data @ 5V		Viewing Angle 2 θ ½ (Deg)	LED P/N
	Material	Peak Wave Length λp(nm)	Emitted Color		If (mA)	Peak If(mA)	Vf (V)	Iv (mcd)		
							MAX	TYP		
PM3AC5VWX.X	GaAsP/GaP	610	AMBER	WATER CLEAR	8	12	5.0	125.0	20	3AC5V-S
PM3AD5VWX.X	GaAsP/GaP	610	AMBER	DIFFUSED	8	12	5.0	60.0	45	3AD5V-S
PM3AT5VWX.X	GaAsP/GaP	610	AMBER	TINTED	8	12	5.0	125.0	20	3AT5V-S
PM3BWD5VWX.X	GaN/SiC	468	BLUE	DIFFUSED	8	12	5.0	500.0	35	3BWD5V-S
PM3GC5VWX.X	GaP/GaP	565	GREEN	WATER CLEAR	8	12	5.0	75.0	20	3GC5V-S
PM3GD5VWX.X	GaP/GaP	565	GREEN	DIFFUSED	8	12	5.0	25.0	45	3GD5V-S
PM3GT5VWX.X	GaP/GaP	565	GREEN	TINTED	8	12	5.0	75.0	20	3GT5V-S
PM3HC5VWX.X	GaAsP/GaP	635	HE RED	WATER CLEAR	8	12	5.0	190.0	20	3HC5V-S
PM3HD5VWX.X	GaAsP/GaP	635	HE RED	DIFFUSED	8	12	5.0	50.0	45	3HD5V-S
PM3HT5VWX.X	GaAsP/GaP	635	HE RED	TINTED	8	12	5.0	190.0	20	3HT5V-S
PM3RC5VWX.X	GaAsP/GaP	700	RED	WATER CLEAR	8	12	5.0	35.0	20	3RC5V-S
PM3RD5VWX.X	GaAsP/GaP	700	RED	DIFFUSED	8	12	5.0	15.0	45	3RD5V-S
PM3RT5VWX.X	GaAsP/GaP	700	RED	TINTED	8	12	5.0	35.0	20	3RT5V-S
PM3YC5VWX.X	GaAsP/GaP	585	YELLOW	WATER CLEAR	8	12	5.0	60.0	20	3TC5V-S
PM3YD5VWX.X	GaAsP/GaP	585	YELLOW	DIFFUSED	8	12	5.0	20.0	45	3YD5V-S
PM3YT5VWX.X	GaAsP/GaP	585	YELLOW	TINTED	8	12	5.0	60.0	20	3YT5V-S

STANDARD TOLERANCE (UNLESS OTHERWISE SPECIFIED) ±10% ALL VALUES		 BIVAR [®] 4 THOMAS, IRVINE, CA. 92618 TEL: (949) 951-8808 FAX: (949) 951-3974	
ANGULAR X° ± 5°			
		TITLE: T-1 (3mm) Panel Mount Assembly	
		DESIGNED: Dan Beckman	DATE: 07/26/07
CHECKED: T. Yin		DATE: 07/26/07	CAGE CODE : 32559 SHEET # 2 OF 2
CAD GENERATED DOCUMENT, DO NOT MEASURE DRAWING.			