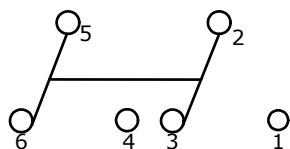
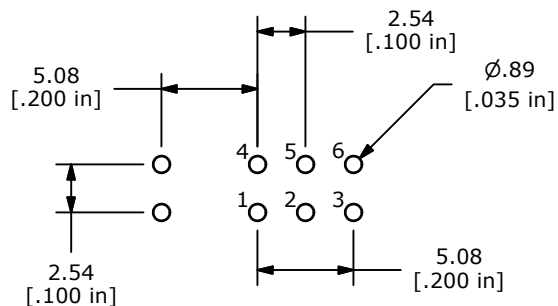


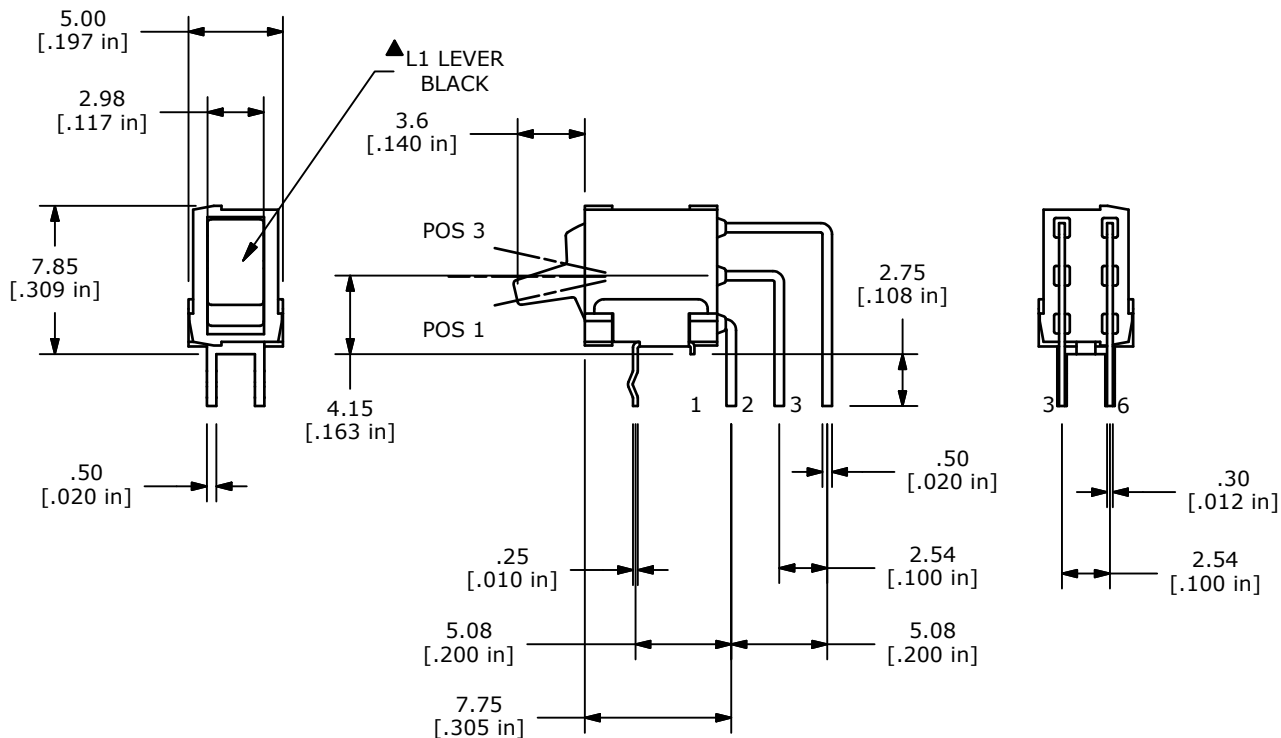
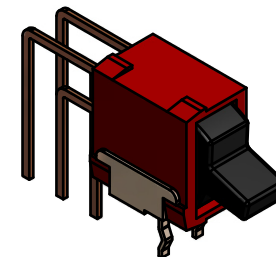
SWITCH FUNCTION		
POS. 1	POS. 2	POS. 3
ON	NONE	ON
2-3; 5-6	NONE	2-1; 5-4



▲ CIRCUIT: DPDT
ON - ON



PCB LAYOUT



NOTE:

1. ALL DIMENSIONS IN MM [INCH]
2. GENERAL TOLERANCE: X.X=±0.4
X.XX=±0.25
3. TERMINAL NUMBERS FOR REF ONLY
4. CONTACTS: GOLD PLATED
5. RATING: 0.4 VA max. @ 20V AC OR DC max.
6. CONTACT RESISTANCE: <100 MILLI-OHM
7. ELECTRICAL LIFE: 6,000 MAKE-AND-BREAK CYCLES.
8. INSULATION RESISTANCE: 500 MEGA-OHM min.
9. DIELECTRIC STRENGTH: 500 V RMS @SEA LEVEL.
10. OPERATING TEMP.: -30°C to 85°C
11. ▲ DENOTES CRITICAL PARAMETER.
12. SEAL RATING: IP67
13. 2002/95/EC (ROHS) COMPLIANT



TITLE 400UDP1L1BLKM7RE

A	21954	NEW RELEASE	8/14/15	rc
REV	PCR NO	DESCRIPTION	DATE	BY

SCALE 2.5:1	DATE 8/11/2015	DR rc	DWG T480005	REV A
----------------	-------------------	----------	----------------	----------

THE INFORMATION CONTAINED IN THIS DOCUMENT IS PROPRIETARY TO E-SWITCH AND IS NOT TO BE COPIED OR TRANSFERRED