



MATERIAL AND FINISH:

Insulator: Nylon 66, black, UL-94V-0 rated
Contacts: Brass, Tin plated

ELECTRICAL SPECIFICATIONS:

Current rating: 10 A
Voltage rating: 250 VAC 
Current rating: 15 A 
Voltage rating: 250 VAC
Insulation resistance: 100 Mohm min. at 500 VDC
Dielectric withstanding voltage: 2000 VAC for one minute

MECHANICAL SPECIFICATION:

Contact pull out force: 10N ~ 50N

ENVIRONMENTAL:

Operating temperature: -25°C ~ +85°C



ORDERING CODE:

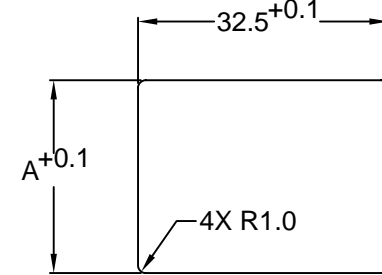
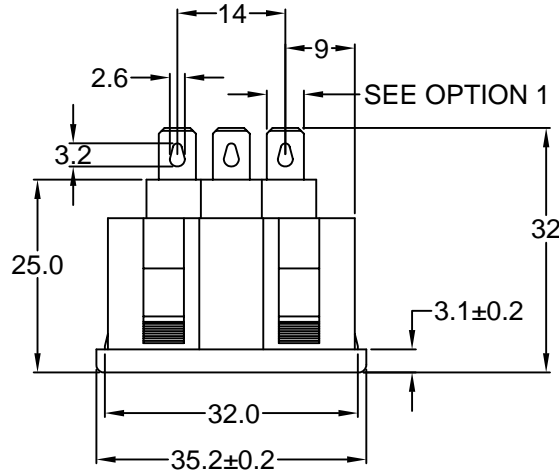
PD-43R03-__ 1

1) TERMINAL OPTIONS

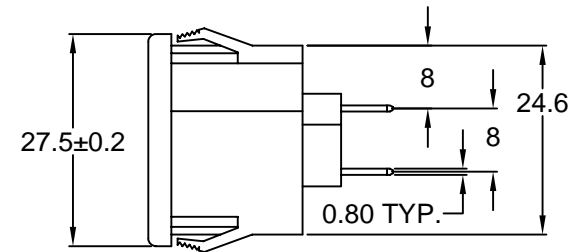
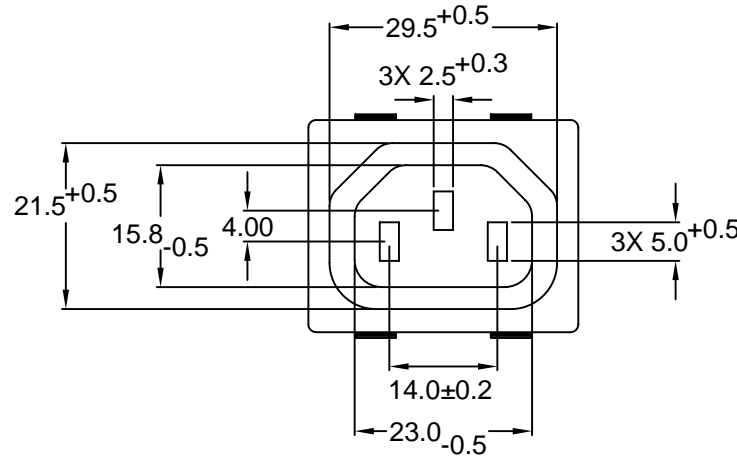
- 1 = .187(4.8)
- 2 = .250(6.3)

NOTES:

Recommended panel thickness
0.8mm min. to 3.0mm max.



RECOMMENDED
PANEL CUTOUT



REVISIONS

REV	DATE	CHANGE	CHNG	CHK	APPR
A	1/27/03	REMOVED RIBS	PB	TD	PB
B	6/10/03	ADD OPERATING T°	TD	PB	PB
C	5/5/04	ADD MEC. SPEC	TD	PB	PB
D	11/8/04	ADD T. HOLE & OAL DIM	TD	PB	PB
E	11/24/04	ADD 14.0, 9.0, 8.3, 8.2 DIM	TD	PB	PB
F	12/2/04	CHG REF DIM TO DIM	TD	PB	PB
G	6/18/08	HOUSING WAS UL-94V-1	TD	PB	PB

PANEL THICKNESS	A
0.8 - 1.0	25.4
1.0 - 1.2	25.5
1.2 - 1.5	25.6
2.0	25.7
3.0	25.7

TOLERANCE UNLESS OTHERWISE SPECIFIED	
X	± 1
X.X	± 0.4
X.XX	± 0.20

DRAWN BY	GQ	DATE:	10/23/01
CHECK BY	TD	DATE:	10/25/01
APPR BY	PB	DATE:	10/25/01

Power Dynamics, Inc.

Phone: 973 560-0019 Whippany, New Jersey Fax: 973 560-0076

PART: UNIVERSAL IEC 60320 C13 APPL. OUTLET;
QC TERMINALS, SNAP-IN

PART #: PD-43R03-X1		SHEET 1 of 1
SIZE: A	ALL DIMENSIONS FOR REFERENCE ONLY DIMENSIONS ARE IN MILLIMETERS	REV: G
SCALE: NTS		