

# Housing - HC-ADV-B24-1TM32-1SM25-EMC-PS - 1423228


Please be informed that the data shown in this PDF Document is generated from our Online Catalog. Please find the complete data in the user's documentation. Our General Terms of Use for Downloads are valid (<http://phoenixcontact.com/download>)



Sleeve housing B24, Screw locking, material: Die-cast aluminum, salt water resistant, cable outlets: 2, straight, lateral, height: 93.7 mm, cable gland: none, support sleeve: no, 1x M32 / 1x M25, Offshore/EMC



## Key Commercial Data

Packing unit	1 pc
Minimum order quantity	50 pc
GTIN	 4 055626 327907
GTIN	4055626327907

## Technical data

### Dimensions

Height	93.7 mm
Width	57 mm
Length	152 mm
Length of the assembly cutout	112 mm
Width of the assembly cutout	35 mm

### Ambient conditions

Degree of protection of housing (IP)	IP66
	IP68 (0.2 bar/24 h)
Degree of protection of housing (NEMA)	4 (NEMA 250)
	4X (NEMA 250)
	6P (NEMA 250)
	12 (NEMA 250)
Ambient temperature (operation)	-40 °C ... 125 °C

### General

## Housing - HC-ADV-B24-1TM32-1SM25-EMC-PS - 1423228

### Technical data

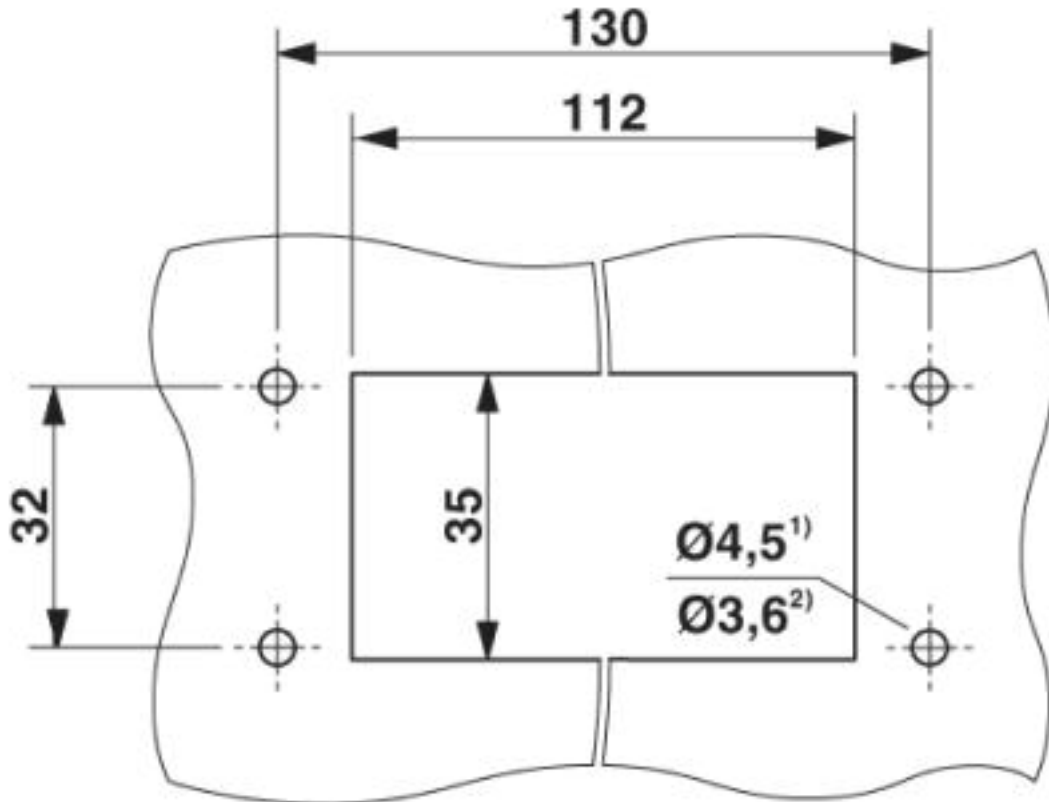
#### General

Note	for contact inserts HC-B24, BB46, D64, DD108, HV10/16, M
Size	B24
Housing type	Sleeve housing
Locking type	Screw locking
Torque	3 Nm (Locking screw)
Fixing screws	M6 (screw head: Pozidrive)
No. of cable outlets	2
Cable outlet	straight, lateral
Screw connection	none
Type of the screw connection	1x M32 / 1x M25
Housing material	Die-cast aluminum, salt water resistant
Housing surface material	uncoated
Seal material	NBR, conductive
Material of locking screw	Stainless steel
Assembly instructions	M6 locking screw, with Pozidrive head
Connection	To ensure optimum shielding, any insulating power coating must be removed from the profile gasket area on the control cabinet panel. Tightening torque of locking screw: 3 Nm.

### Drawings

# Housing - HC-ADV-B24-1TM32-1SM25-EMC-PS - 1423228

Dimensional drawing

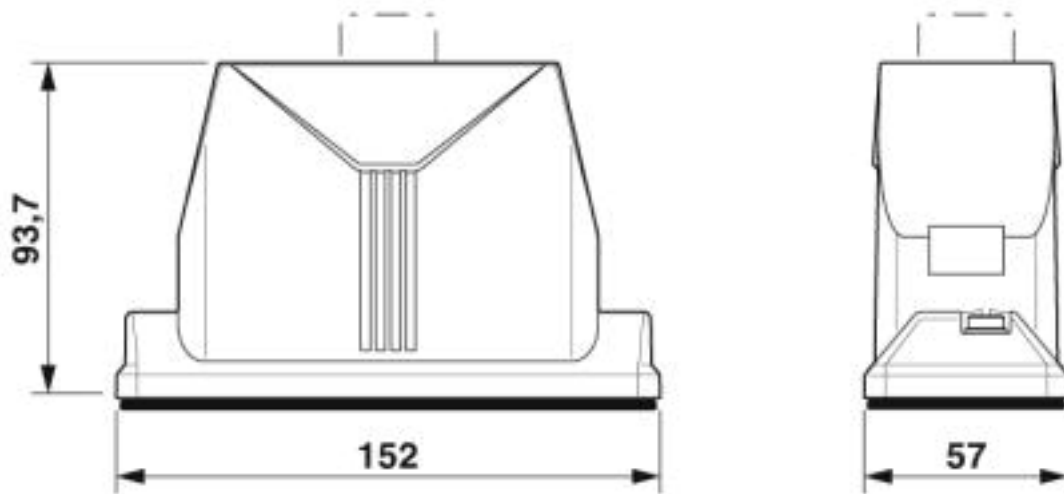


Mounting cutout

1) when M4 screws are used

2) when self-tapping Torx® screws are used (Torx® 20, M4)

Dimensional drawing



Dimensional drawing

# Housing - HC-ADV-B24-1TM32-1SM25-EMC-PS - 1423228

## Approvals

Approvals

---

Approvals

DNV GL

---

Ex Approvals

---

## Approval details

DNV GL		<a href="https://approvalfinder.dnvgl.com/">https://approvalfinder.dnvgl.com/</a>	TAE000037S
--------	---	---	------------

---

Phoenix Contact 2019 © - all rights reserved  
<http://www.phoenixcontact.com>

PHOENIX CONTACT GmbH & Co. KG  
Flachsmarktstr. 8  
32825 Blomberg  
Germany  
Tel. +49 5235 300  
Fax +49 5235 3 41200  
<http://www.phoenixcontact.com>