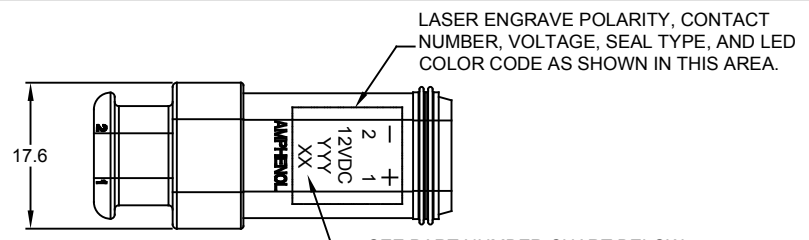
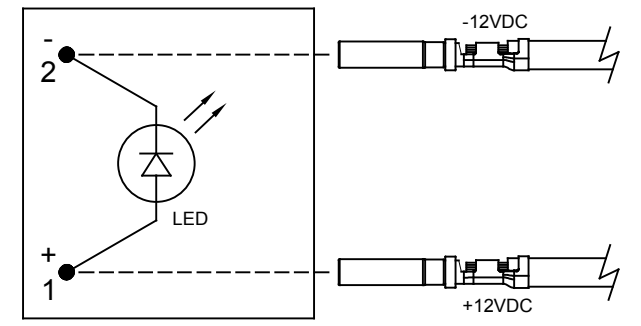
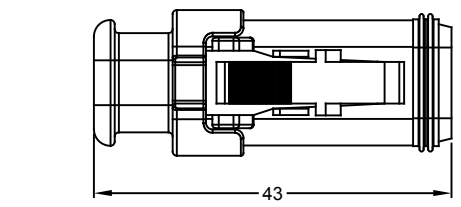
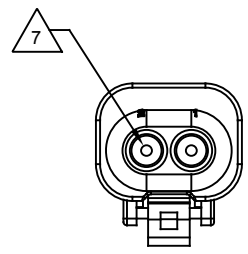
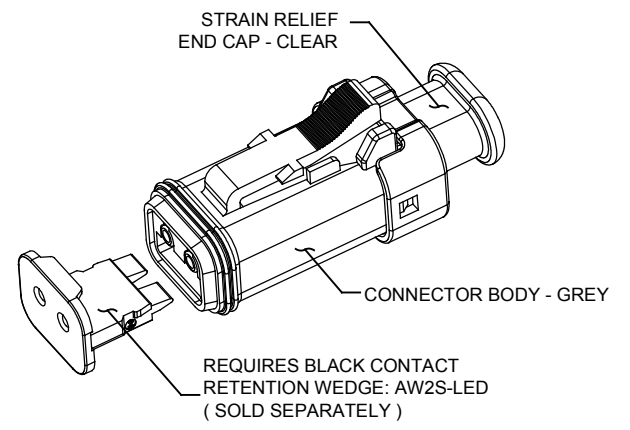
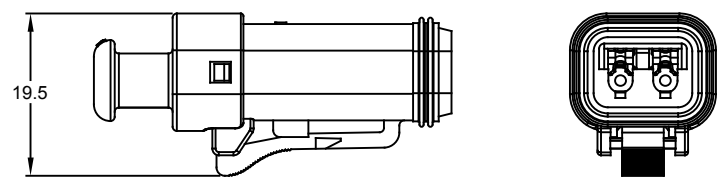


| REVISIONS | | | | | |
|-----------|-----|--|---------|-----|------|
| REV | ECO | DESCRIPTION | DATE | BY | APPR |
| A1 | - | RELEASE CUSTOMER DRAWING | 01MAY14 | DRP | - |
| A2 | - | ADDED -LED1202 TO CHART ADDED RD TO LASER ENGRAVING | 14MAR19 | JAH | - |



SEE PART NUMBER CHART BELOW.
YYY = LED COLOR CODE.
XX = SEAL CODE. RD IF REDUCED DIA.,
BLANK IF STANDARD SEAL.



LED CONNECTOR DIAGRAM

NOTES: UNLESS OTHERWISE SPECIFIED

- MATERIAL:
HOUSING: THERMOPLASTIC; GREY
SEAL: SILICONE RUBBER
- MODIFICATIONS: LIGHT EMITTING DIODE;
STRAIN RELIEF END CAP
OPTIONAL REDUCED DIAMETER SEAL
- CONNECTOR SPECIFICATIONS:
3.1 CURRENT RATING: 13 AMPS
3.2 DIELECTRIC WITHSTANDING VOLTAGE: LESS THAN 2 MILLIAMPS CURRENT LEAKAGE @ 1500 VOLTS AC.
3.3 INSULATION RESISTANCE: 1000 MEGOHMS MIN @ 25°C.
3.4 MOISTURE RESISTANCE: IP67 (MATED CONDITION)
3.5 MATING CYCLE DURABILITY: 100 CYCLES
3.6 ROHS COMPLIANT
- LED SPECIFICATIONS:
4.1 FORWARD CURRENT: 7.5 MILLIAMPS TYPICAL;
10 MILLIAMPS MAXIMUM
4.2 REVERSE CURRENT: SEE PART NUMBER CHART
4.3 POWER DISSIPATION: 120 MILLIWATTS MAXIMUM
4.4 FORWARD VOLTAGE: 14 VOLTS MAXIMUM
4.5 REVERSE VOLTAGE: 5 VOLTS MAXIMUM
4.6 LUMINOUS INTENSITY: 1 CANDELA @ 12 VOLTS
- MATING PART: AT04-2P* RECEPTACLE
(* = MODIFICATIONS AND COLORS)
- ALL DIMENSIONS ARE FOR REFERENCE USE ONLY.

| PART NUMBER CHART | | | | |
|-------------------|----------------------|--------------|----------------------|-----------------|
| LED COLOR | LED COLOR CODE (YYY) | SEAL | REVERSE CURRENT | PART NUMBER |
| WHITE | WHT | STANDARD | 50 MICROAMPS MAXIMUM | AT06-2S-LED1201 |
| WHITE | WHT | REDUCED DIA. | 50 MICROAMPS MAXIMUM | AT06-2S-LED1202 |
| RED | RED | STANDARD | 10 MICROAMPS MAXIMUM | AT06-2S-LED1220 |
| GREEN | GRN | STANDARD | 10 MICROAMPS MAXIMUM | AT06-2S-LED1230 |

CONTACT SIZE AND REAR SEAL WIRE RANGE

| REDUCED DIAMETER SEAL: | | | |
|------------------------|-------------------|-------------------|--------------------|
| CONTACT SIZE | MIN. INSUL O.D. | MAX. INSUL O.D. | TYPICAL WIRE RANGE |
| 16 | 1.35 mm (.053 in) | 3.05 mm (.120 in) | 14 - 20 AWG |

| STANDARD SEAL: | | | |
|----------------|-------------------|-------------------|--------------------|
| CONTACT SIZE | MIN. INSUL O.D. | MAX. INSUL O.D. | TYPICAL WIRE RANGE |
| 16 | 2.24 mm (.088 in) | 3.68 mm (.145 in) | 14 - 20 AWG |

| | | | |
|--|--|---------|---|
| SEE PART NUMBER CHART | CONNECTOR, LED, 12VDC, LESS CONTACT WEDGE | | ITEM |
| PART NUMBER | DESCRIPTION | | |
| QUANTITY | MATERIALS LIST | | |
| UNLESS OTHERWISE SPECIFIED: 1) All dimensions are in metric(mm). 2) Tolerances are as follows: 1 PL DEC ±0.30 Fractions ±1/64 2 PL DEC ±0.15 Angles ±1° 3 PL DEC ±0.08 3) Note reference = | SIGNATURES | DATE | Sine Systems - www.amphenol-sine.com 44724 Morley Drive Clinton Township, MI 48036 AT SERIES, 2-WAY, PLUG, LED, 12V, CLEAR END CAP, GREY BODY |
| | DRAWN: D.PARKS | 01MAY14 | |
| | CHECKED: | | |
| | ENGINEER: | | |
| | APPROVAL: | | |
| MATERIAL SPECIFICATIONS: | CUSTOMER: | | |
| PROCESS SPECIFICATIONS: | THIS DRAWING IS SUPPLIED FOR INFORMATION ONLY. DESIGN FEATURES, SPECIFICATIONS AND PERFORMANCE DATA SHOWN HEREON ARE THE PROPERTY OF THE AMPHENOL CORPORATION. NO RIGHTS OF REPRODUCTION ARE IMPLIED. ALL DIMENSIONS ARE SUBJECT TO NORMAL MANUFACTURING VARIATIONS. | | |
| NEXT ASSY: | SIZE | TYPE | DWG NO. |
| | B | C- | AT06-2S-LED12XX |
| | SCALE | NONE | REVISION |
| | | | A2 |
| | | | SHEET 1 OF 1 |

TITLE: SERIES 2-WAY, PLUG, LED, 12V, CLEAR END CAP, GREY BODY DWG NO.: AT06-2S-LED12XX REV: A2 SH: 1 OF: 1

AT Series™ - Contact Size 16 Options

| Machined Contacts, Sockets & Pins | | | | |
|-----------------------------------|--|------|-------|----------|
| Part Number | Description | Size | AWG | Type |
| AT60-215-1631 | Male Contact - Pin, Gold-plated | 16 | 14 | Machined |
| AT62-209-1631 | Female Contact - Socket, Gold-plated | 16 | 14 | Machined |
| AT60-215-16141 | Male Contact - Pin, Nickel-plated | 16 | 14 | Machined |
| AT62-209-16141 | Female Contact - Socket, Nickel-plated | 16 | 14 | Machined |
| AT60-202-1631 | Male Contact - Pin, Gold-plated | 16 | 16-20 | Machined |
| AT62-201-1631 | Female Contact - Socket, Gold-plated | 16 | 16-20 | Machined |
| AT60-202-16141 | Male Contact - Pin, Nickel-plated | 16 | 16-20 | Machined |
| AT62-201-16141 | Female Contact - Socket, Nickel-plated | 16 | 16-20 | Machined |
| AT60-202-1631-22 | Male Contact - Pin, Gold-plated | 16 | 22-24 | Machined |
| AT62-201-1631-22 | Female Contact - Socket, Gold-plated | 16 | 22-24 | Machined |
| AT60-202-16141-22 | Male Contact - Pin, Nickel-plated | 16 | 22-24 | Machined |
| AT62-201-16141-22 | Female Contact - Socket, Nickel-plated | 16 | 22-24 | Machined |

| Tooling - Machined Contacts | | |
|---|-------------|---|
| Part | Part Number | Description |
|  | CA-5D12 | Universal Hand Crimp Tool, Size 12/16/20 (Machined contacts only) |
|  | CA-5E12 | Pneumatic Crimp Tool, Size 12/16/20 (Machined contacts only) |

| Contact Removal Tools | | |
|---|---------------|---|
| Part | Part Number | Description |
|  | ATRT-100 | Used for removal of contacts for A Series™ products |
|  | AT11-310-1605 | Contact Removal Tool, Plastic, Size 16 |
|  | A114017 | Sealing Plug, Size 16, White |

| Stamped & Formed Contacts, Sockets & Pins | | | | |
|---|--|------|-------|------------------|
| Part Number | Description | Size | AWG | Type |
| AT60-14-0144 | Male Contact - Pin, Gold-plated | 16 | 14-16 | Stamped & Formed |
| AT62-14-0144 | Female Contact - Socket, Gold-plated | 16 | 14-16 | Stamped & Formed |
| AT60-14-0122 | Male Contact - Pin, Nickel-plated | 16 | 14-16 | Stamped & Formed |
| AT62-14-0122 | Female Contact - Socket, Nickel-plated | 16 | 14-16 | Stamped & Formed |
| AT60-16-0144 | Male Contact - Pin, Gold-plated | 16 | 16-18 | Stamped & Formed |
| AT62-16-0144 | Female Contact - Socket, Gold-plated | 16 | 16-18 | Stamped & Formed |
| AT60-16-0122 | Male Contact - Pin, Nickel-plated | 16 | 16-18 | Stamped & Formed |
| AT62-16-0122 | Female Contact - Socket, Nickel-plated | 16 | 16-18 | Stamped & Formed |
| AT60-16-0644 | Male Contact - Pin, Gold-plated | 16 | 18-20 | Stamped & Formed |
| AT62-16-0644 | Female Contact - Socket, Gold-plated | 16 | 18-20 | Stamped & Formed |
| AT60-16-0622 | Male Contact - Pin, Nickel-plated | 16 | 18-20 | Stamped & Formed |
| AT62-16-0622 | Female Contact - Socket, Nickel-plated | 16 | 18-20 | Stamped & Formed |
| AT60-16-0844 | Male Contact - Pin, Gold-plated | 16 | 20-22 | Stamped & Formed |
| AT62-16-0844 | Female Contact - Socket, Gold-plated | 16 | 20-22 | Stamped & Formed |
| AT60-16-0822 | Male Contact - Pin, Nickel-plated | 16 | 20-22 | Stamped & Formed |
| AT62-16-0822 | Female Contact - Socket, Nickel-plated | 16 | 20-22 | Stamped & Formed |

| Tooling - Stamped & Formed Contacts | | |
|---|-------------|---|
| Part | Part Number | Description |
|  | MFX-3950 | Crimp Die - Size 16, 18-20AWG (S&F contacts only) |
| | MFX-3953 | Crimp Die - Size 16, 16-18AWG (S&F contacts only) |
| | MFX-3975 | Crimp Die - Size 16, 14-16AWG (S&F contacts only) |
| | MFX-3990 | Crimp Die - Size 16, 20-22AWG (S&F contacts only) |
|  | ATT-16-00 | Hand Crimp Tool - Size 16, 14-16AWG (S&F contacts only) |
| | ATT-16-01 | Hand Crimp Tool - Size 16, 18-20AWG (S&F contacts only) |
| | ATT-1612-03 | Hand Crimp Tool - Size 16, 20-22AWG (S&F contacts only) |

Amphenol Sine Systems
 44724 Morley Drive
 Clinton Township, MI 48036 USA
www.amphenol-sine.com
 09/2021