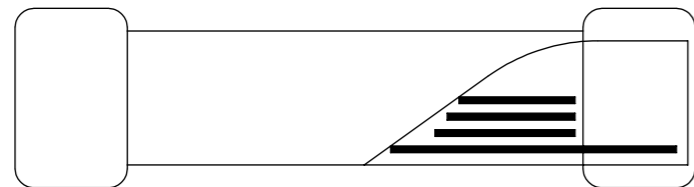
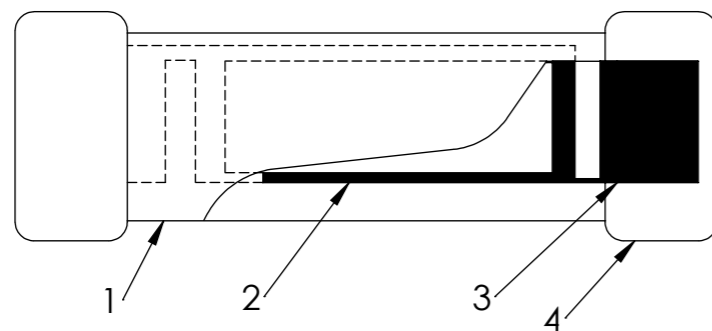


**Materials**

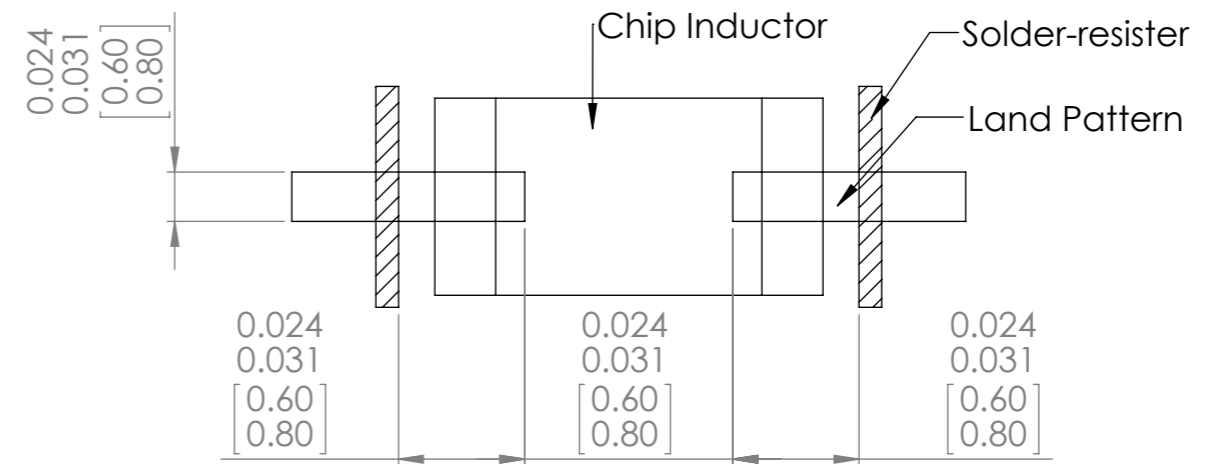
Side View



Top View


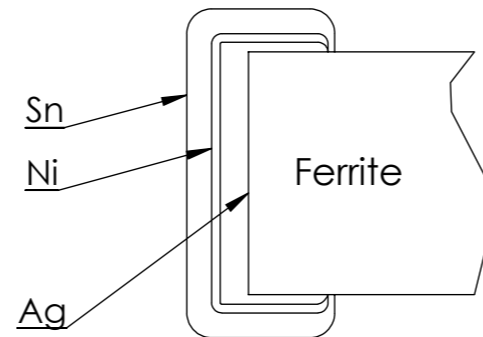


**Recommended Land Pattern**



	Part Name	Material
1	Base Material	Ferrite
2	Internal Conductor	Ag
3	Pull out Electrode	Ag
4	Terminal Electrode	Ag (Inner layer) Ni-Sn (Outer layer)

**Structure of Electro-Plating**



UNLESS OTHERWISE SPECIFIED: DIMENSIONS ARE IN INCH(MM) SURFACE FINISH: TOLERANCES: LINEAR: ANGULAR:				FINISH:	DEBUR AND BREAK SHARP EDGES	DO NOT SCALE DRAWING	REVISION -
						30332 Esperanza, Rancho Santa margarita, California 92688	
TITLE: Power						DWG NO. ASMCI-0603	
DRAWN: SAAZVAT						SCALE:50:1	
CHK'D: XXXXXX						SHEET 1 OF 1	
APPV'D:						A3	
MFG:							
Q.A:							
MATERIAL:							
WEIGHT:							