

Printed-circuit board connector - FK-MC 0,5/10-ST-2,5 BK - 1700841

Please be informed that the data shown in this PDF Document is generated from our Online Catalog. Please find the complete data in the user's documentation. Our General Terms of Use for Downloads are valid (<http://phoenixcontact.com/download>)

Plug component, Nominal current: 4 A, Number of positions: 10, Pitch: 2.5 mm, Connection method: Spring-cage connection, Color: black, Contact surface: Tin



Key commercial data

Packing unit	1 pc
Minimum order quantity	50 pc
Weight per Piece (excluding packing)	6.3 GRM
Custom tariff number	85366990
Country of origin	Germany

Technical data

Dimensions

Pitch	2.5 mm
Dimension a	22.5 mm

General

Range of articles	FK-MC 0,5/...-ST
Rated voltage (III/3)	100 V
Connection in acc. with standard	EN-VDE
Nominal current I_N	4 A
Nominal cross section	0.5 mm ²
Number of positions	10

Connection data

Conductor cross section solid min.	0.14 mm ²
Conductor cross section solid max.	0.5 mm ²
Conductor cross section stranded min.	0.14 mm ²
Conductor cross section stranded max.	0.5 mm ²
Conductor cross section stranded, with ferrule without plastic sleeve min.	0.25 mm ²
Conductor cross section stranded, with ferrule without plastic sleeve max.	0.5 mm ²
Conductor cross section AWG/kcmil min.	26
Conductor cross section AWG/kcmil max	20
Minimum AWG according to UL/CUL	28

Printed-circuit board connector - FK-MC 0,5/10-ST-2,5 BK - 1700841

Technical data

Connection data

Maximum AWG according to UL/CUL	20
---------------------------------	----

Classifications

eCl@ss

eCl@ss 4.0	272607xx
eCl@ss 4.1	27260701
eCl@ss 5.0	27260701
eCl@ss 5.1	27260701
eCl@ss 6.0	27260704
eCl@ss 7.0	27440402
eCl@ss 8.0	27440402

ETIM

ETIM 3.0	EC001121
ETIM 4.0	EC002638
ETIM 5.0	EC002638

UNSPSC

UNSPSC 6.01	30211810
UNSPSC 7.0901	39121409
UNSPSC 11	39121409
UNSPSC 12.01	39121409
UNSPSC 13.2	39121409

Approvals

Approvals

Approvals

UL Recognized / VDE Gutachten mit Fertigungsüberwachung / cUL Recognized / IECCE CB Scheme / CCA / GOST / cULus Recognized


Ex Approvals


Approvals submitted


Printed-circuit board connector - FK-MC 0,5/10-ST-2,5 BK - 1700841


Approvals

Approval details

UL Recognized 	
	B
mm ² /AWG/kcmil	28-20
Nominal current I _N	4 A
Nominal voltage U _N	125 V

VDE Gutachten mit Fertigungsüberwachung 	
mm ² /AWG/kcmil	0.2-0.5
Nominal current I _N	4 A
Nominal voltage U _N	100 V

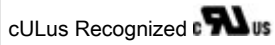
cUL Recognized 	
	B
mm ² /AWG/kcmil	28-20
Nominal current I _N	4 A
Nominal voltage U _N	125 V

IECEE CB Scheme 	
mm ² /AWG/kcmil	0.2-0.5
Nominal current I _N	4 A
Nominal voltage U _N	100 V

CCA	
mm ² /AWG/kcmil	0.2-0.5
Nominal current I _N	4 A
Nominal voltage U _N	100 V

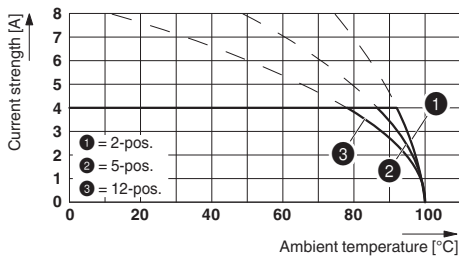
Printed-circuit board connector - FK-MC 0,5/10-ST-2,5 BK - 1700841

Approvals



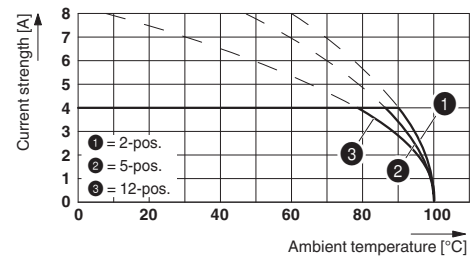
Drawings

Diagram



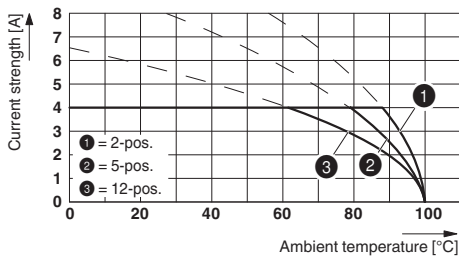
Type: FK-MC 0,5/...-ST-2,5 with MCV 0,5/...-G-2,5 THT

Diagram



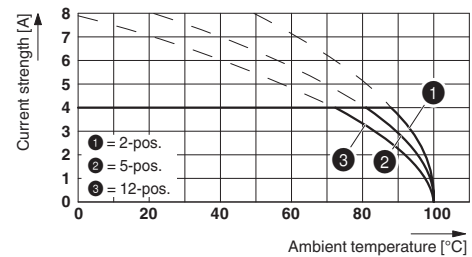
Type: FK-MC 0,5/...-ST-2,5 with MC 0,5/...-G-2,5 THT

Diagram



Type: FK-MC 0,5/...-ST-2,5 with MCD 0,5/...-G1-2,5

Diagram



Type: FK-MC 0,5/...-ST-2,5 with MCDV 0,5/...-G1-2,5