



■ Features :

- Universal AC input / Full range (up to 295VAC)
- High efficiency up to 88.5%
- Protections: Short circuit / Over current / Over voltage / Over temperature
- Cooling by free air convection
- Built-in active PFC function
- Fully isolated plastic case with IP64 level
- Pass LPS
- Class 2 power unit
- 100% full load burn-in test
- High reliability
- Suitable for LED lighting and moving sign applications
- Suitable for dry / damp locations
- Compliance to worldwide safety regulations for lighting
- 2 years warranty



SPECIFICATION

| MODEL | PLN-100-12 | PLN-100-15 | PLN-100-20 | PLN-100-24 | PLN-100-27 | PLN-100-36 | PLN-100-48 | |
|---------------------|---|--|-------------|--------------|------------|-------------------------------|------------|--------------|
| OUTPUT | DC VOLTAGE | 12V | 15V | 20V | 24V | 27V | 36V | 48V |
| | CONSTANT CURRENT REGION Note.6 | 9 ~ 12V | 11.25 ~ 15V | 15 ~ 20V | 18 ~ 24V | 20.25 ~ 27V | 27 ~ 36V | 36 ~ 48V |
| | RATED CURRENT Note.5 | 5A | 5A | 4.8A | 4A | 3.55A | 2.65A | 2A |
| | RATED POWER Note.5 | 60W | 75W | 96W | 96W | 95.85W | 95.4W | 96W |
| | RIPPLE & NOISE (max.) Note.2 | 150mVp-p | 150mVp-p | 150mVp-p | 150mVp-p | 150mVp-p | 150mVp-p | 200mVp-p |
| | VOLTAGE ADJ. RANGE (SVR1) | 10.2 ~ 12V | 12.8 ~ 15V | 17 ~ 20V | 20.4 ~ 24V | 23 ~ 27V | 30.6 ~ 36V | 40.8 ~ 48V |
| | CURRENT ADJ. RANGE(SVR2) | 3.75 ~ 5A | 3.75 ~ 5A | 3.6 ~ 4.8A | 3 ~ 4A | 2.6 ~ 3.55A | 2 ~ 2.65A | 1.5 ~ 2A |
| | VOLTAGE TOLERANCE Note.3 | ±3.0% | ±3.0% | ±3.0% | ±3.0% | ±3.0% | ±2.0% | ±2.0% |
| | LINE REGULATION | ±1.0% | | | | | | |
| | LOAD REGULATION | ±2.0% | | | | | | |
| SETUP, RISE TIME | 500ms, 80ms/230VAC 1200ms, 80ms/115VAC at full load | | | | | | | |
| HOLD UP TIME (Typ.) | 60ms/230VAC 16ms/115VAC at full load | | | | | | | |
| INPUT | VOLTAGE RANGE Note.4 | 90 ~ 295VAC | | 127 ~ 417VDC | | | | |
| | FREQUENCY RANGE | 47 ~ 63Hz | | | | | | |
| | POWER FACTOR (Typ.) | PF>0.95/115VAC, PF>0.95/230VAC, PF>0.92/277VAC at full load (Please refer to "Power Factor Characteristic" curve) | | | | | | |
| | TOTAL HARMONIC DISTORTION | THD< 20% when output loading≥75% at 115VAC/230VAC input and output loading≥75% at 277VAC input | | | | | | |
| | EFFICIENCY (Typ.) | 83% | 87% | 88.5% | 88.5% | 88% | 88% | 88.5% |
| | AC CURRENT (Typ.) | 12V: 0.8A/115VAC 0.4A/230VAC | | 0.3A/277VAC | | 15V: 0.9A/115VAC 0.45A/230VAC | | 0.35A/277VAC |
| | INRUSH CURRENT (Typ.) | COLD START 40A(twidth=1030µs measured at 50% Ipeak) at 230VAC | | | | | | |
| | MAX. No. of PSUs on 16A CIRCUIT BREAKER | 3 units (circuit breaker of type B) / 5 units (circuit breaker of type C) at 230VAC | | | | | | |
| LEAKAGE CURRENT | <0.75mA / 240VAC | | | | | | | |
| PROTECTION | OVER CURRENT | 95 ~ 102% Protection type : Constant current limiting, recovers automatically after fault condition is removed | | | | | | |
| | SHORT CIRCUIT | Hiccup mode, recovers automatically after fault condition is removed | | | | | | |
| | OVER VOLTAGE | 13 ~ 16V | 16.5 ~ 20V | 22 ~ 27V | 27 ~ 34V | 30 ~ 36V | 39 ~ 48V | 52 ~ 64V |
| | OVER TEMPERATURE | Shut down o/p voltage, re-power on to recover | | | | | | |
| ENVIRONMENT | WORKING TEMP. | -30 ~ +50°C (Refer to "Derating Curve") | | | | | | |
| | WORKING HUMIDITY | 20 ~ 95% RH non-condensing | | | | | | |
| | STORAGE TEMP., HUMIDITY | -40 ~ +80°C, 10 ~ 95% RH | | | | | | |
| | TEMP. COEFFICIENT | ±0.03%/°C (0 ~ 50°C) | | | | | | |
| | VIBRATION | 10 ~ 500Hz, 2G 12min./1cycle, period for 72min. each along X, Y, Z axes | | | | | | |
| SAFETY & EMC | SAFETY STANDARDS Note.7 | UL879, UL1310, UL8750, CSA C22.2 No. 207-M89, TUV BS EN/EN61347-1, BS EN/EN61347-2-13 independent, CAN/CSA C22.2 No.223-M91(except for 48V), CAN/CSA C22.2 No. 250.13-12, EAC TP TC 004, GB19510.1,GB19510.14,IP64, J61347-1, J61347-2-13 approved ; design refer to UL60950 | | | | | | |
| | WITHSTAND VOLTAGE | I/P-O/P:3.75KVAC I/P-FG:2KVAC O/P-FG:0.5KVAC | | | | | | |
| | ISOLATION RESISTANCE | I/P-O/P:100M Ohms / 500VDC / 25°C/ 70% RH | | | | | | |
| | EMC EMISSION | Compliance to BS EN/EN55015, BS EN/EN55032 (CISPR32) Class B, BS EN/EN61000-3-2 Class C (>75% load) ; BS EN/EN61000-3-3;GB17743 and GB17625.1,EAC TP TC 020 | | | | | | |
| | EMC IMMUNITY | Compliance to BS EN/EN61000-4-2,3,4,5,6,8,11, BS EN/EN61547, BS EN/EN55024, light industry level (surge 4KV), criteria A;EAC TP TC 020 | | | | | | |
| OTHERS | MTBF | 303.1Khrs min. MIL-HDBK-217F (25°C) | | | | | | |
| | DIMENSION | 200*70.5*35mm (L*W*H) | | | | | | |
| | PACKING | 0.52Kg; 20pcs/12.5Kg/0.9CUFT | | | | | | |

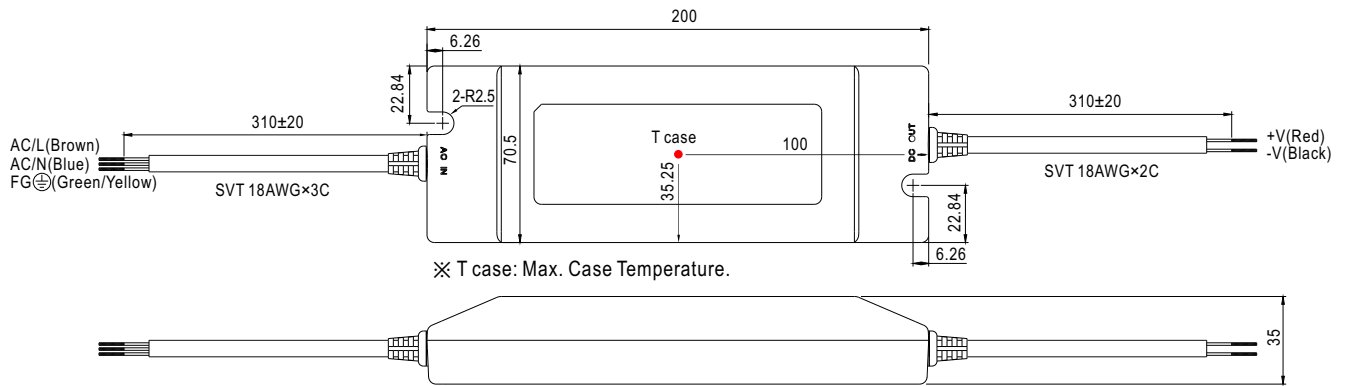
NOTE

- All parameters NOT specially mentioned are measured at 230VAC input, rated load and 25°C of ambient temperature.
- Ripple & noise are measured at 20MHz of bandwidth by using a 12" twisted pair-wire terminated with a 0.1µf & 47µf parallel capacitor.
- Tolerance : includes set up tolerance, line regulation and load regulation.
- Derating may be needed under low input voltage. Please check the static characteristics for more details.
- This is the maximum possible output current and power. Over load protection may be activated slightly below this level to comply with the requirement of UL1310 class 2.
- Please refer to "DRIVING METHODS OF LED MODULE".
- Safety and EMC design refer to EN60598-1, subject 8750(UL), CNS15233, GB7000.1, FCC part18.
- The power supply is considered as a component that will be operated in combination with final equipment. Since EMC performance will be affected by the complete installation, the final equipment manufacturers must re-qualify EMC Directive on the complete installation again.
- To fulfill requirements of the latest ErP regulation for lighting fixtures, this LED power supply can only be used behind a switch without permanently connected to the mains.
- The ambient temperature derating of 3.5°C/1000m with fanless models and of 5°C/1000m with fan models for operating altitude higher than 2000m(6500ft).
- For any application note and IP water proof function installation caution, please refer our user manual before using.
https://www.meanwell.com/Upload/PDF/LED_EN.pdf
- PLN-100-12 is used for any light source that exempt from the ErP-Directive (EU) 2019/2020 requirement, for example this model could be use for signalling products(including, but not limited to road-, railway-, marine/air traffic-signalling , traffic control or airfield lamps).

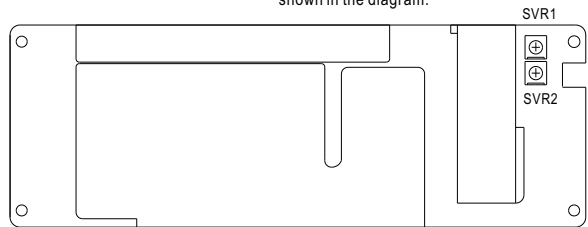
※ Product Liability Disclaimer : For detailed information, please refer to <https://www.meanwell.com/serviceDisclaimer.aspx>

Mechanical Specification

Case No.955A Unit:mm



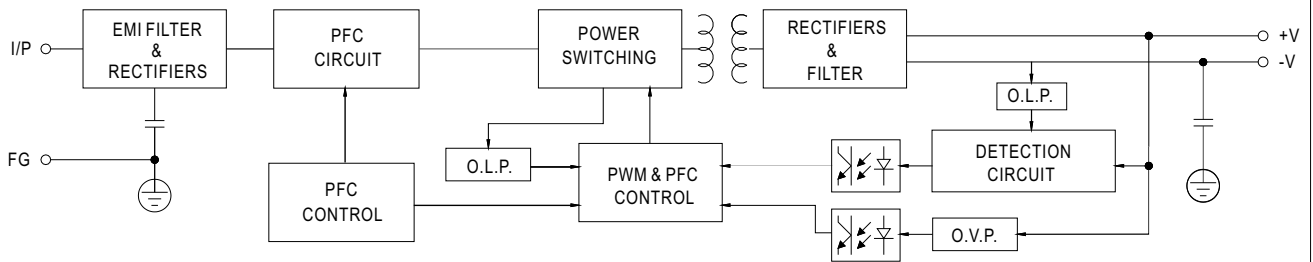
Output voltage and current adjustment : remove the upper case and adjust through SVR1 & SVR2 shown in the diagram.



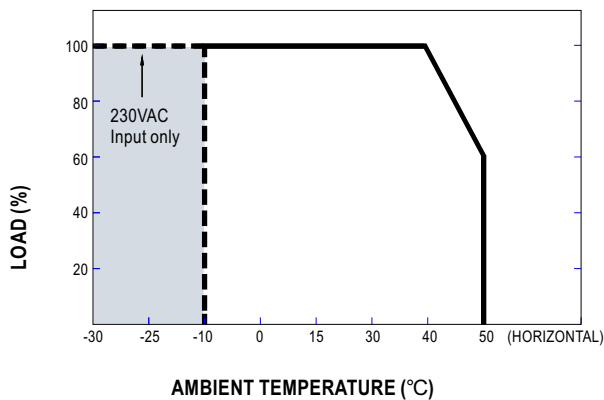
| | |
|------|---------------------------|
| SVR1 | Output voltage adjustment |
| SVR2 | Output current adjustment |

Block Diagram

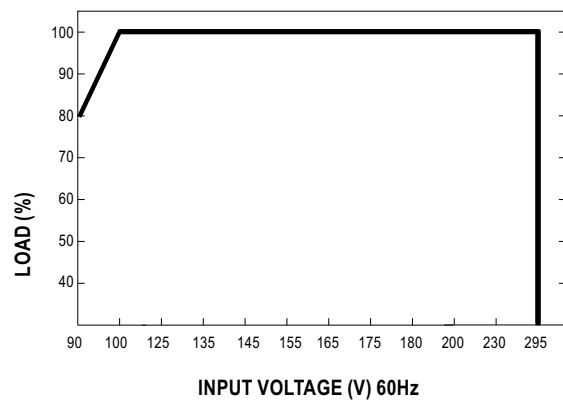
Fosc : 100KHz



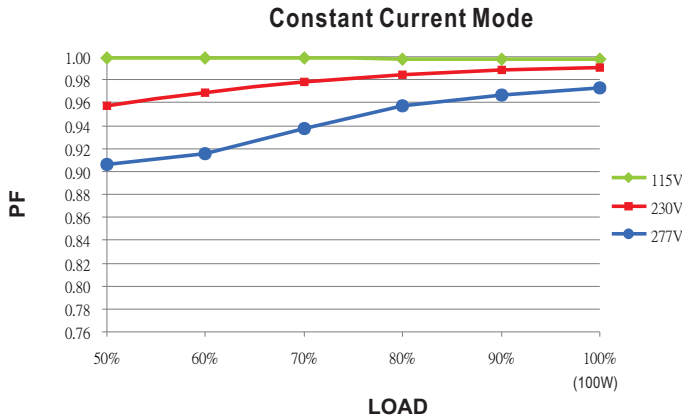
Derating Curve



Static Characteristics

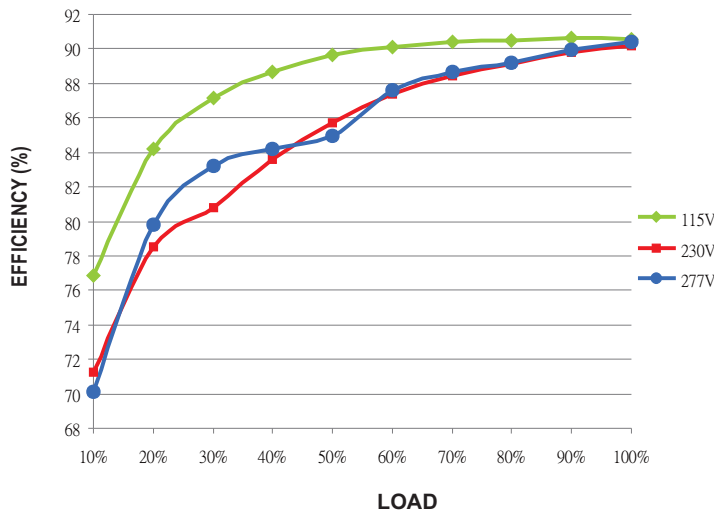


Power Factor Characteristic



EFFICIENCY vs LOAD (48V Model)

PLN-100 series possess superior working efficiency that up to 88.5% can be reached in field applications.

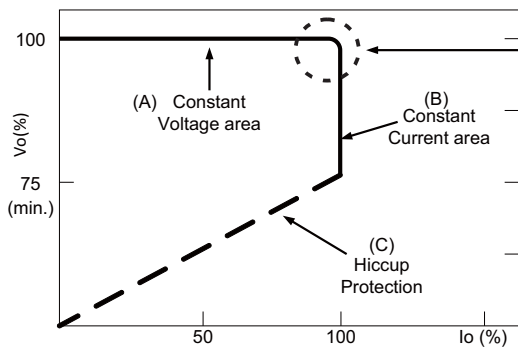


DRIVING METHODS OF LED MODULE

There are two major kinds of LED drive method "direct drive" and "with LED driver".

A typical LED power supply may either work in "constant voltage mode (CV) or constant current mode (CC)" to drive the LEDs.

Mean Well's LED power supply with CV+ CC characteristic can be operated at both CV mode [with LED driver, at area (A)] and CC mode [direct drive, at area (B)].



Typical LED power supply I-V curve

In the constant current region, the highest voltage at the output of the driver depends on the configuration of the end systems.

Should there be any compatibility issues, please contact MEAN WELL.