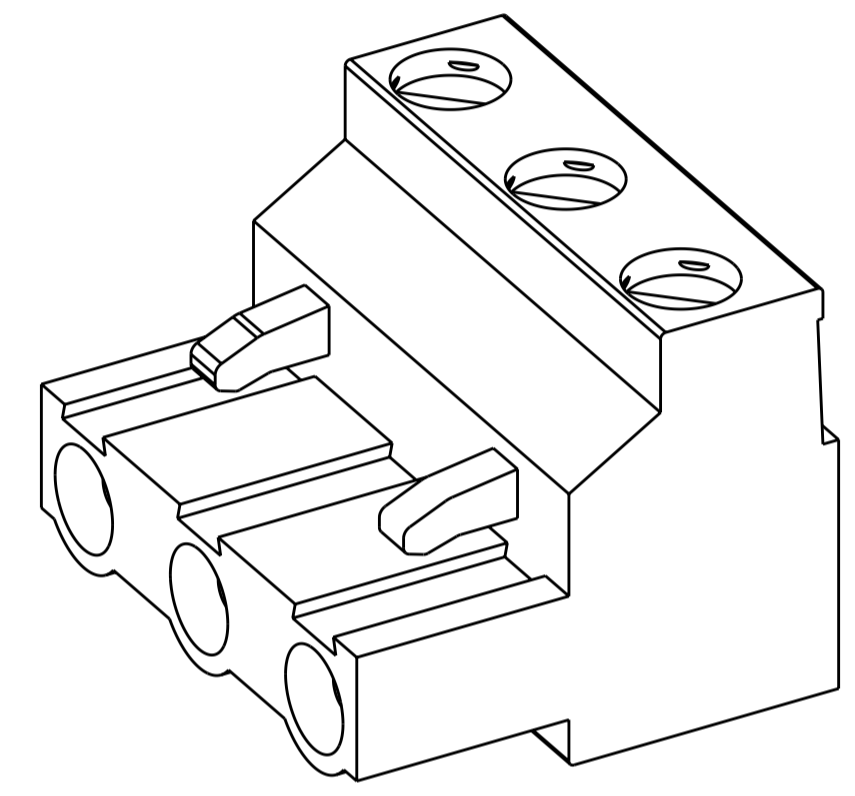
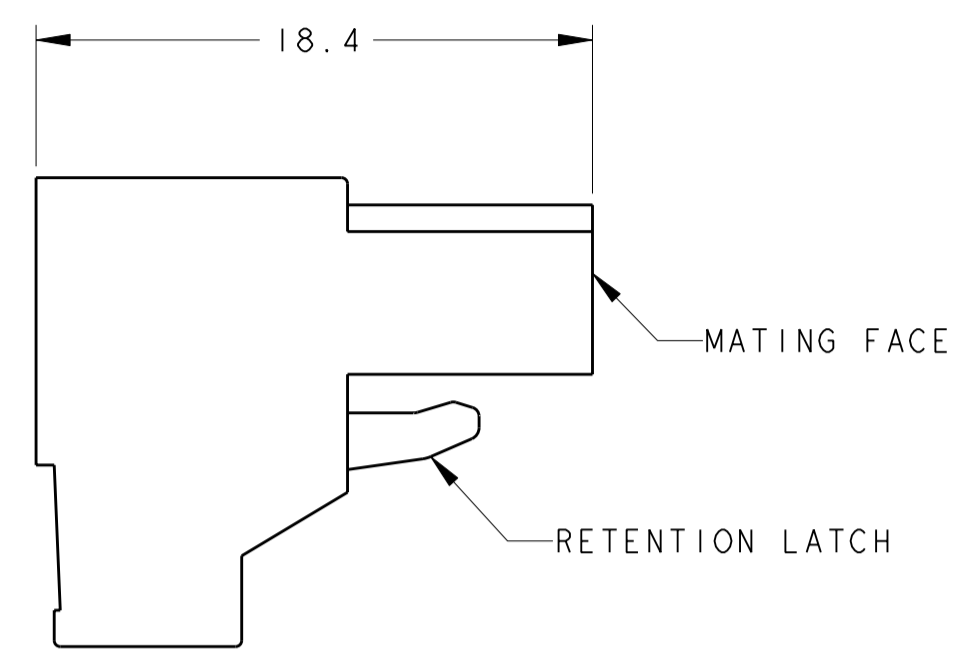
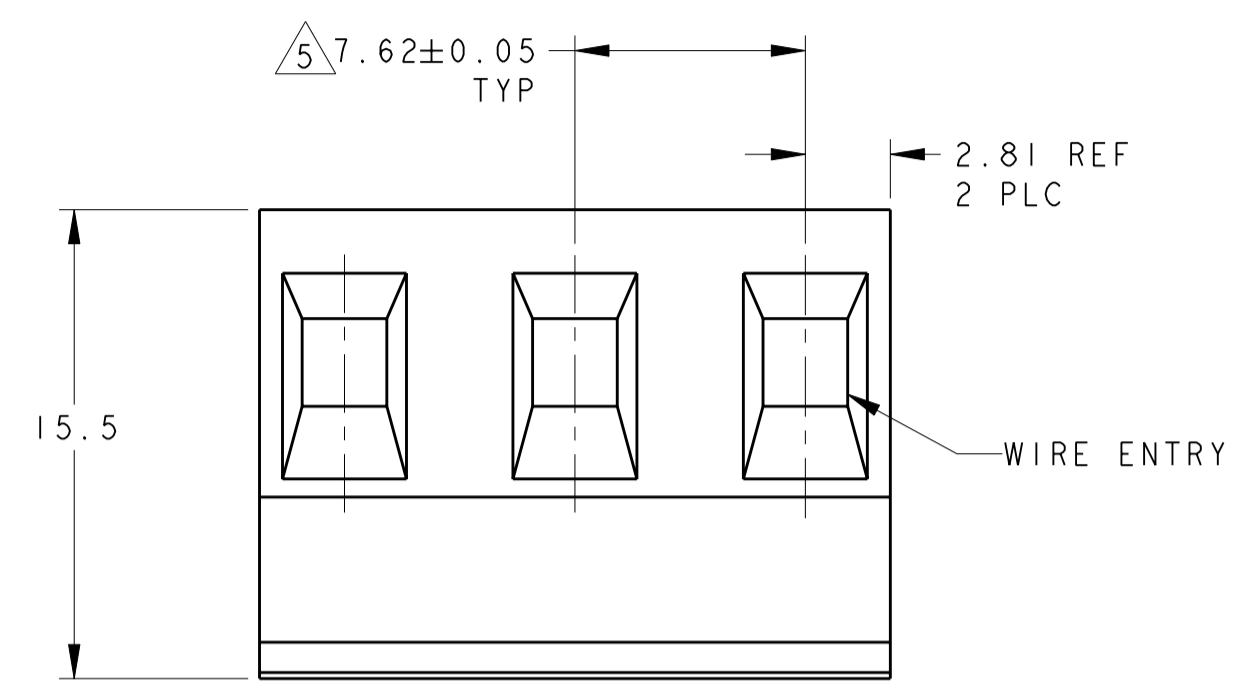
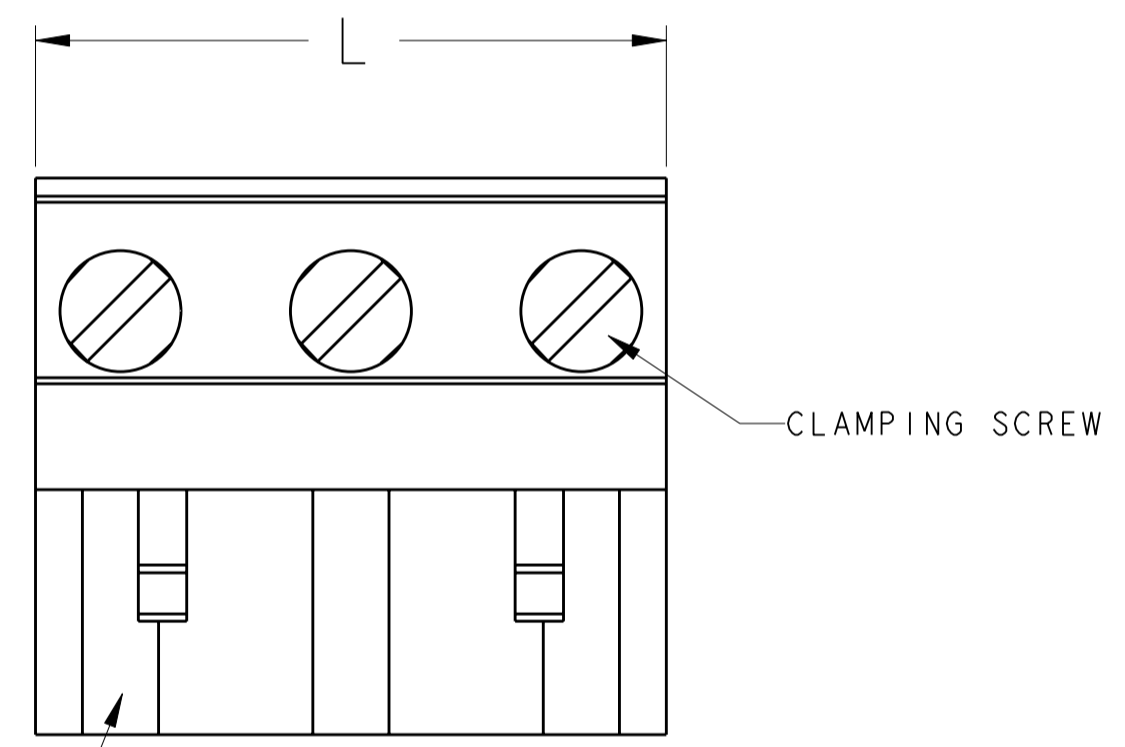


THIS DRAWING IS UNPUBLISHED. RELEASED FOR PUBLICATION 20
 © COPYRIGHT 20 ALL RIGHTS RESERVED.

LOC		DIST		REVISIONS			
P	LTR	DESCRIPTION	DATE	DWN	APVD		
	BI	REVISED PER ECO-11-005931	23MAR2011	HMR	CR		



796981-3 AS SHOWN



POLARIZATION KEY SLOT

1. MATERIALS AND FINISH:
 HOUSING: PA 6-6, UL 94-V0, COLOR: SEE P/N TABLE.
 CLAMP: BRASS, NICKEL PLATED.
 DOUBLE SIDE CONTACT SPRING: PHOSPHOR BRONZE, TIN PLATED.
 CLAMPING SCREW: M3, BRASS, NICKEL PLATED.
2. WIRE SIZE RANGE
 SOLID WIRE: 12-30AWG
 STRANDED WIRE: 12-30AWG
3. RECOGNIZED UNDER THE COMPONENT PROGRAM OF UNDERWRITERS LABORATORIES INC. FILE N° E60677.
4. IMQ CERTIFICATE WITH SURVEILLANCE IN CONFORMITY WITH IEC 998-1/998-2-1.
5. NOT CUMULATIVE TOLERANCE

GREEN	89.44	12	1-796981-2
GREEN	81.82	11	1-796981-1
GREEN	74.20	10	1-796981-0
GREEN	66.58	9	796981-9
GREEN	58.96	8	796981-8
GREEN	51.34	7	796981-7
GREEN	43.72	6	796981-6
BLACK	36.10	5	2-796981-5
GREEN	36.10	5	796981-5
GREEN	28.48	4	796981-4
GREEN	20.86	3	796981-3
GREEN	13.24	2	796981-2
COLOR	DIM L.	NO OF POSN	PART NUMBER

THIS DRAWING IS A CONTROLLED DOCUMENT.		DWN E. ZANOLINI 28MAR2001	TE Connectivity NAME TERMINAL BLOCK, PLUG 7.62mm PITCH			
DIMENSIONS:		CHK D. BIEVENOUR 28MAR2001				
mm		APVD D. BIEVENOUR 28MAR2001				
TOLERANCES UNLESS OTHERWISE SPECIFIED:		PRODUCT SPEC				
0 PLC ± 1 PLC ±0.2 2 PLC ±0.2 3 PLC ±0.001 4 PLC ±0.0001 ANGLES ±2 FINISH		APPLICATION SPEC	SIZE	CAGE CODE	DRAWING NO	RESTRICTED TO
MATERIAL		WEIGHT	A200779	C-796981		
		CUSTOMER DRAWING	SCALE	NTS	SHEET	OF
						REV BI