

MATED DRAWING  
(REFERENCE)

注記 NOTES

1. 使用材料 MATERIAL

ハウジング : 液晶ポリマー ( LCP ) UL94V-0 ( 黒 )  
HOUSING: LIQUID CRYSTAL POLYMER UL94V-0 ( COLOR: BLACK )

ターミナル : 銅合金  
TERMINAL : COPPER ALLOY

金具 : 銅合金  
FITTING NAIL : COPPER ALLOY

2. メッキ仕様 PLATING

ターミナル TERMINAL

金メッキ  
GOLD

下地メッキ : ニッケルメッキ  
UNDER PLATING : NICKEL

※コンタクト部とテール部はニッケルメッキによって分断されている金メッキです。  
DIVIDE INTO PARTS THE GOLD PLATING OF THE CONTACT AND THE TAIL PART BY THE NICKEL PLATING.

金具 FITTING NAIL

金メッキ ( テール部のみ )  
GOLD ( ONLY TAIL PART )

下地メッキ : ニッケルメッキ  
UNDER PLATING : NICKEL

△ ( 全極数 / 2 ) = 偶数の場合に適用。  
APPLY FOR ( CIRCUIT / 2 ) = EVEN.

4. 嵌合相手 : 503552 シリーズ  
MATE WITH : 503552 SERIES.

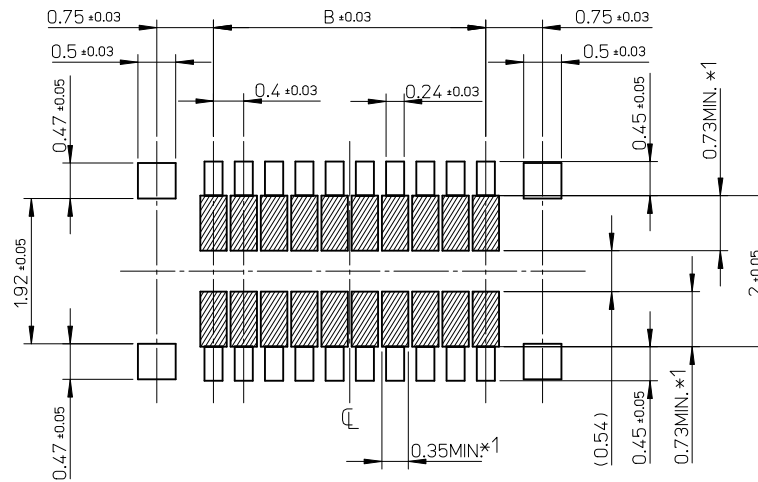
5. テール平坦度は、 0.08 以下

テール及び金具の平坦度は、 0.1 以下  
TAIL COPLANARITY TO BE 0.08 MAXIMUM.  
TAIL AND FITTING NAIL COPLANARITY TO BE 0.1 MAXIMUM.

6. ELV and RoHS COMPLIANT.

3.2	6.3	503548-1880	18
2.8	5.9	503548-1680	16
2.4	5.5	503548-1480	14
2.0	5.1	503548-1280	12
0.8	3.9	503548-0680	6
B	A	EMBOSSED PACKAGE	
		オーダー番号 ORDER No.	極数 CIRCUITS
		CONNECTOR SERIES No. : 503548-**89	

RELEASED EC NO: J2011-0380 DRWN: NAITO 2010/09/10 CHKD: RTAKEUCHI 2010/09/10 APPR: MSASAO	GENERAL TOLERANCES (UNLESS SPECIFIED)		DIMENSION STYLE	SCALE	DESIGN UNITS	THIRD ANGLE PROJECTION
			MM ONLY	15:1	METRIC	
	10 UNDER	±0.2	DRAWN BY	DATE	TITLE	0.4 B-TO-B CONN. HGT=0.7 W=2.6 HI-RETENTION REC ASSY CHECKER TYPE
	10 OVER 30 UNDER	±0.25	RTAKEUCHI	2010/01/08	MOLEX INCORPORATED	
	30 OVER	±0.3	THIRATA	2010/01/08		
ANGULAR	±1 °	APPROVED BY	DATE	SEE CHART	SHEET NO.	
DRAFT WHERE APPLICABLE MUST REMAIN WITHIN DIMENSIONS		MSASAO	2010/01/08	SD-503548-007	1 OF 2	



RECOMMENDED P.W. BOARD  
PATTERN LAYOUT

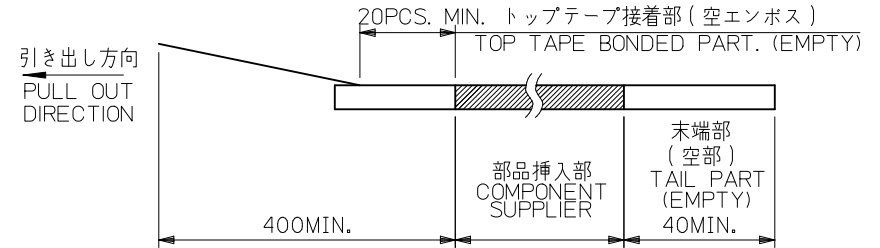
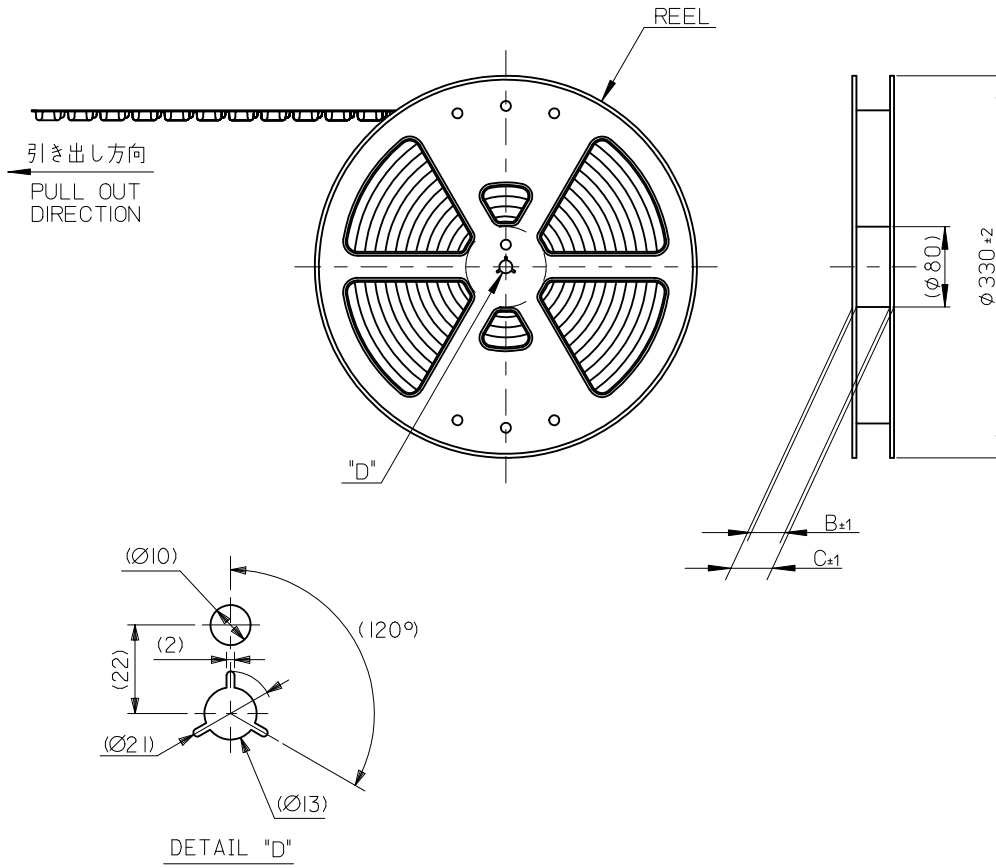
\*1 パターン引き回し、および半田禁止エリア  
(当該箇所においては、これと接する回路以外の配線を禁止する。  
また、接する回路を配線する場合はレジストを施し、この部分に  
半田は無きこととする。)

\*1 PROHIBITED AREA OF PATTERN WIRING AND SOLDER  
(FOR EACH AREA, THE WIRING THAT TOUCHES ON THE SOLDER  
CAN BE ATTACHED, THEN COVERED WITH A FILM TO KEEP SOLDER OUT.)

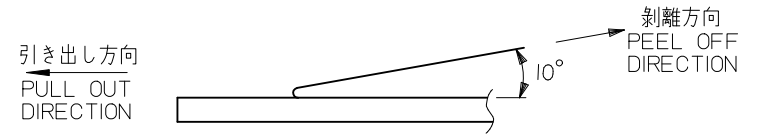
RELEASED EC NO: 2010/09/10 DRWN: NAITO 2010/09/10 CHKD: RTAKEUCHI APPR: MSASAO	GENERAL TOLERANCES (UNLESS SPECIFIED)		DIMENSION STYLE MM ONLY		SCALE 15:1	DESIGN UNITS METRIC	THIRD ANGLE PROJECTION	
	10 UNDER	± 0.2	DRAWN BY RTAKEUCHI	DATE 2010/01/08	TITLE 0.4 B-TO-B CONN. HGT=0.7 W=2.6 HI-RETENTION REC ASSY CHECKER TYPE			
	10 OVER 30 UNDER	± 0.25	CHECKED BY THIRATA	DATE 2010/01/08				
	30 OVER	± 0.3	APPROVED BY MSASAO	DATE 2010/01/08	MOLEX INCORPORATED DOCUMENT NO. SD-503548-007 SHEET NO. 2 OF 2			
	ANGULAR ± 1 °		MATERIAL NO. SEE CHART					
DRAFT WHERE APPLICABLE MUST REMAIN WITHIN DIMENSIONS		THIS DRAWING CONTAINS INFORMATION THAT IS PROPRIETARY TO MOLEX INCORPORATED AND SHOULD NOT BE USED WITHOUT WRITTEN PERMISSION						

注記 NOTES

- 製品詳細寸法については製品単体図面を参照下さい。  
RE DETAILED DIMENSION, SEE PRODUCT DRAWING.
- 梱包数量: 3000 個/リール  
NUMBER OF CONNECTORS: 3000PCS/REEL
- リードテープ長さ LEAD TAPE LENGTH



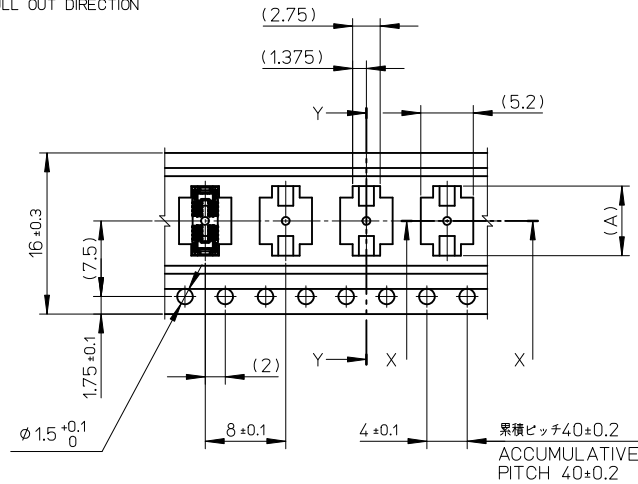
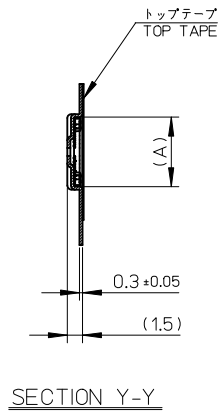
- トップテープの剥離強度: 0.1N~1.3N(10gf~130gf)  
(剥離方向は下図参照)  
尚、本規格値は出荷時に適用。(但し、輸送時に剥離が発生しないこと。)  
PEELING OFF FORCE OF TOP TAPE: 0.1N~1.3N(10gf~130gf)  
(PEELING DIRECTION AS SHOWN IN FOLLOWING FIG.)  
THIS REQUIREMENT SHOULD BE APPLIED AT SHIPMENT.  
PEEL OFF SHOULD NOT BE ALLOWED, DURING TRANSPORTION.



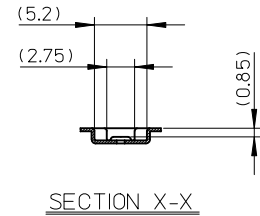
- 材料 MATERIAL  
キャリアテープ (CARRIER TAPE): ポリスチレン (POLYSTYRENE)  
トップテープ (TOP TAPE): PET, OTHER  
リール (REEL): ポリスチレン (PS) <リサイクル材を含む>  
POLYSTYRENE (PS) <RECYCLE MATERIAL CONTAINED>
- ELV 及び RoHS適合品  
ELV AND RoHS COMPLIANT

RELEASED EC NO.: J2011-0380 DR: NINAI TO 2010/09/10 CHK: RTAKEUCHI 2010/09/10 APPR: MSASAO	DESCRIPTION GENERAL TOLERANCES (UNLESS SPECIFIED)	DIMENSION STYLE MM ONLY	SCALE METRIC	DESIGN UNITS METRIC	MODEL NO. 503548-**80	
		DRAWN BY RTAKEUCHI	DATE 2010/02/08	TITLE 0.4 B-TO-B CONN. HGT=0.7 HI-RETENTION REC ASSY CHECKER TYPE EMBSTP PKG		
		CHECKED BY THIRATA	DATE 2010/02/08	MOLEX INCORPORATED		
		APPROVED BY MSASAO	DATE 2010/02/08	MATERIAL NO. SEE CHART	DOCUMENT NO. SD-503548-008	SHEET NO. 1 OF 2
DRAFT WHERE APPLICABLE MUST REMAIN WITHIN DIMENSIONS	SIZE A3	THIS DRAWING CONTAINS INFORMATION THAT IS PROPRIETARY TO MOLEX INCORPORATED AND SHOULD NOT BE USED WITHOUT WRITTEN PERMISSION				

引き出し方向  
PULL OUT DIRECTION



16mm 幅キャリアテープ  
16mm WIDTH CARRIER TAPE



16	21.4	17.4	6.5	503548-1880	18
			6.1	503548-1680	16
			5.7	503548-1480	14
			5.3	503548-1280	12
			4.1	503548-0680	6
キャリアテープ幅 CARRIER TAPE WIDTH			C	B	(A)
			MATERIAL No.		CKT.
			MODEL No.		503548-**80

RELEASED EC NO: J2011-0380 DRW: NAITO 2010/09/10 CHK: RTAKEUCHI 2010/09/10 APPR: MSASAO	DESCRIPTION REV: 0	GENERAL TOLERANCES (UNLESS SPECIFIED)		DIMENSION STYLE MM ONLY		SCALE	DESIGN UNITS METRIC	THIRD ANGLE PROJECTION		
		10 UNDER	±---	DRAWN BY	DATE	TITLE				
		10 OVER 30 UNDER	±---	RTAKEUCHI	2010/02/08	0.4 B-TO-B CONN. HGT=0.7 HI-RETENTION REC ASSY CHECKER TYPE EMBSTP PKG				
		30 OVER	±---	CHECKED BY	DATE	MOLEX INCORPORATED				
		ANGULAR	±--- °	THIRATA	2010/02/08	DOCUMENT NO. SD-503548-008				
DRAFT WHERE APPLICABLE MUST REMAIN WITHIN DIMENSIONS		APPROVED BY	DATE	SHEET NO. 2 OF 2						
		MSASAO	2010/02/08	THIS DRAWING CONTAINS INFORMATION THAT IS PROPRIETARY TO MOLEX INCORPORATED AND SHOULD NOT BE USED WITHOUT WRITTEN PERMISSION						
		MATERIAL NO.	SEE CHART							