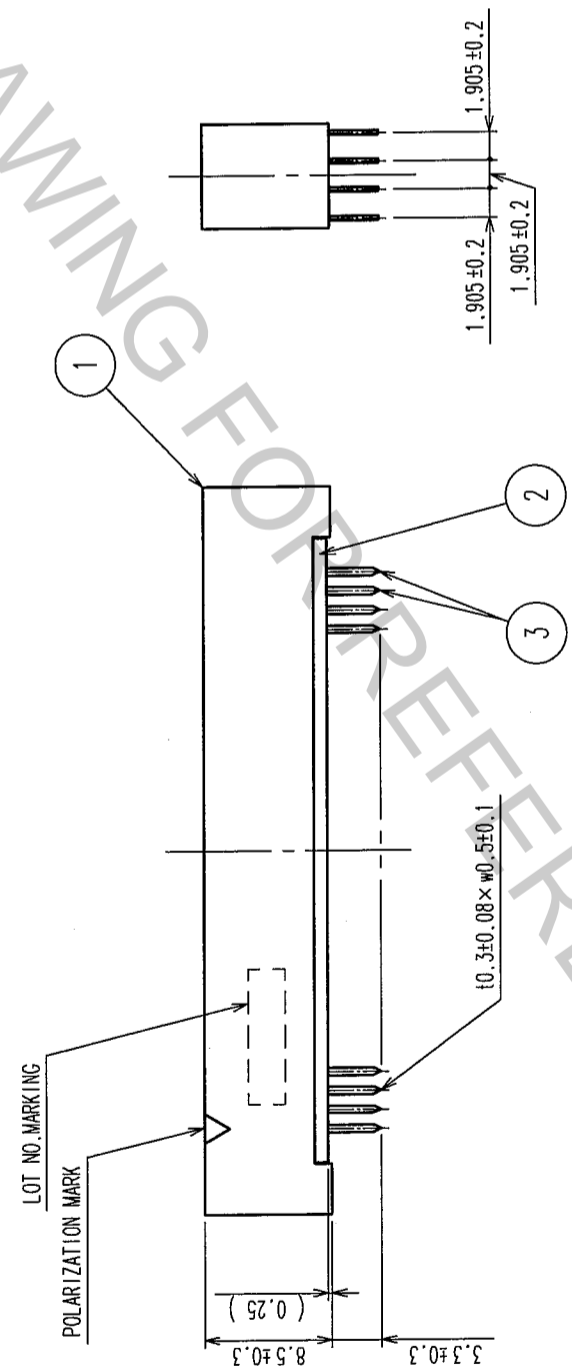
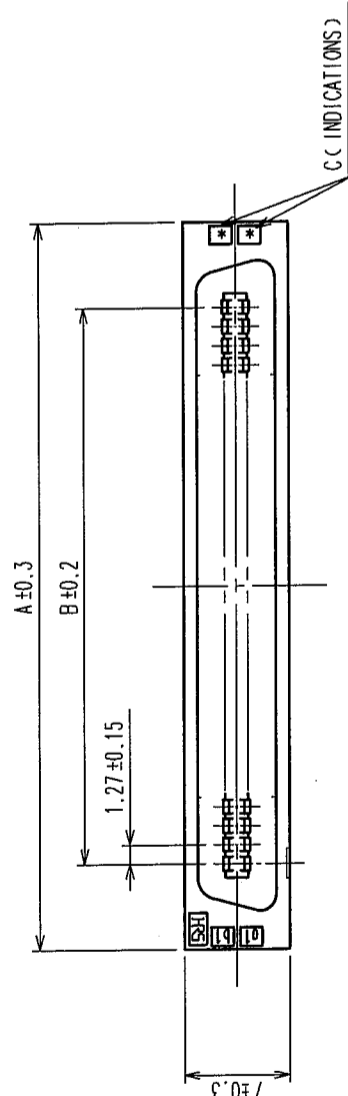


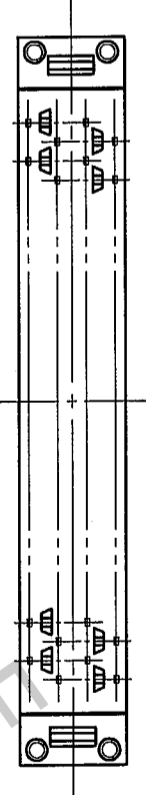
COUNT	DESCRIPTION OF REVISIONS	BY	CHKD	DATE	COUNT	DESCRIPTION OF REVISIONS	BY	CHKD	DATE
△					△				
△					△				
△					△				

RECOMMEND PC BOARD HOLE PATTERN (MOUNTING SIDE)
t=1.6



PART No.	CODE No.	A	B	C
FX2C-20P-1.27DSA(71)	CL572-2201-8-71	20	22.75	11.43
FX2C-32P-1.27DSA(71)	CL572-2202-0-71	32	30.37	19.05
FX2C-40P-1.27DSA(71)	CL572-2203-3-71	40	35.45	24.13
FX2C-52P-1.27DSA(71)	CL572-2204-6-71	52	43.07	31.75
FX2C-60P-1.27DSA(71)	CL572-2205-9-71	60	48.15	36.83
FX2C-68P-1.27DSA(71)	CL572-2206-1-71	68	53.23	41.91
FX2C-80P-1.27DSA(71)	CL572-2207-4-71	80	60.85	49.53
FX2C-100P-1.27DSA(71)	CL572-2208-7-71	100	73.55	62.23
FX2C-120P-1.27DSA(71)	CL572-2209-0-71	120	86.25	74.93

NOTES 1. THE DIMENSIONS IN PARENTHESES ARE FOR REFERENCE.
2. NUMBER OF PIN.



NO.	MATERIAL	FINISH, REMARKS	NO.	MATERIAL	FINISH, REMARKS
2	POLYAMIDE	BLACK	3	PHOSPHOR BRONZE	
1	POLYAMIDE	BLACK			

CONTACT AREA:	GOLD	0.2μ m min
DIP AREA:	TIN-PLATING	2μ m min
UNDER PLATING:	NICKEL	2μ m min

CODE NO. (OLD)	CL	DRAWN	DESIGNED	CHECKED	APPROVED	RELEASED
		I.OKAYAMA	K.NAKAMURA	H.OKAWA	H.OKAWA	
		04.06.02	04.06.02	04.06.09	04.06.09	

DRAWING NO.	PART NO.
EDC3-083045-21	FX2C-**-P-1.27DSA(71)

SCALE	UNITS	CODE NO.
FREE	mm	CL572

TO	
PCK	