PART NUMBER TABLE

DIM "L"	DIALIGHT PART NUMBER	DIM "L"	DIALIGHT PART NUMBER
10 mm	515-1141-100F	18 mm	—
10.5 mm	—	18.5 mm	—
11 mm	—	19 mm	—
11.5 mm	—	19.5 mm	515-1141-195F
12 mm	—	20 mm	—
12.5 mm	—	20.5 mm	—
13 mm	—	21 mm	—
13.5 mm	—	21.5 mm	—
14 mm	—	22 mm	515-1141-220F
14.5 mm	—	22.5 mm	—
15 mm	—	23 mm	—
15.5 mm	—	23.5 mm	—
16 mm	—	24 mm	—
16.5 mm	—	24.5 mm	—
17 mm	—	25 mm	515-1141-250F
17.5 mm	—	—	—

NOTES:

1. LIGHT PIPE TO BE MOLDED IN A CLEAR, TRANSMISSIVE, UL 94-V0 POLYCARBONATE.
2. LIGHT PIPE TO BE PRESSED INTO A .062 OR .093 THICK P.C. BOARD.
3. LIGHT SOURCE: PLCC-2, PLCC-4 SMT LED OR EQUIVALENT.
   597-3604-307F, BLUE 470nM
   597-3323-307F, GREEN 525nM
   597-3225-307F, YELLOW 590nM
   597-3904-307F, WHITE
4. * DENOTES CRITICAL DIMENSION OR SPECIFICATION.
5. VARIABLE LENGTH LIGHT PIPE FROM 10mm MINIMUM TO 25mm MAXIMUM, BASIC PART NUMBER IS 515-1141-XXXF
   EXACT LIGHT PIPE PART NUMBER TO BE DETERMINED BY LENGTH IN mm (DIMENSION "L").
   LENGTHS MUST BE IN 0.5mm INCREMENTS. SEE CHART FOR EXACT PART NUMBERS.
6. EACH DIFFERENT LENGTH REQUIRES AN ADDITIONAL CORE PIN TOOLING CHARGE.

REV	ECN NO	REVISIONS	DRN	CKD	APP	DATE
A	—	NEW RELEASE	TWC	N.O.	AV	5-11-05
B	—	REVISED TITLE BLOCK; MOVED DRAWING NUMBER; REPLACED DOMED FEATURE ON OUTPUT SURFACE WITH Ø.067 X .010 FEATURE; CORRECTED NOTES	TWC	TC	N.O.	6-3-05
C	—	ADDED "F" SUFFIX TO P/N FOR RoHS COMPLIANT DESIGNATION; REMOVED P/Ns NOT TOOLED; ADDED "L" DIM IN DWG FIELD	TWC			

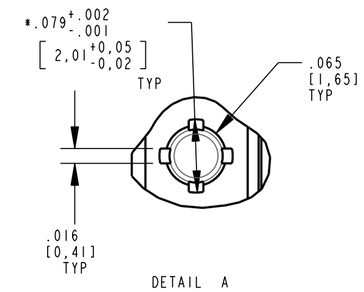

DETAIL A
SCALE 8.000

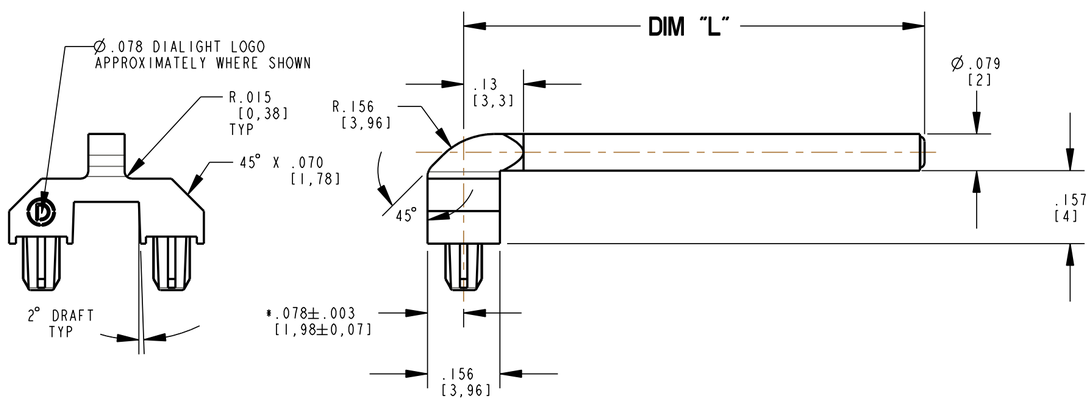

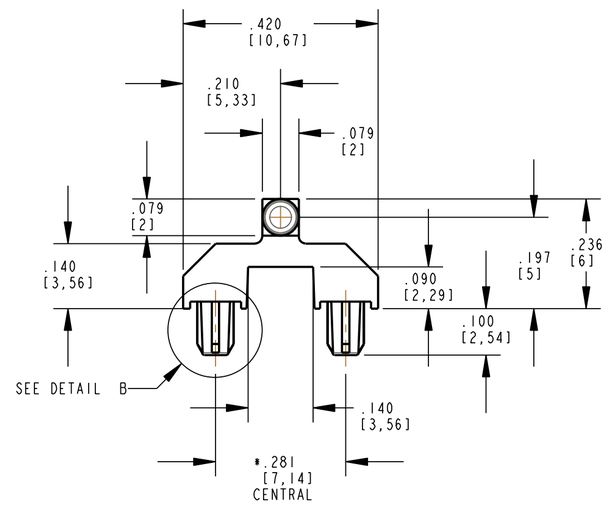

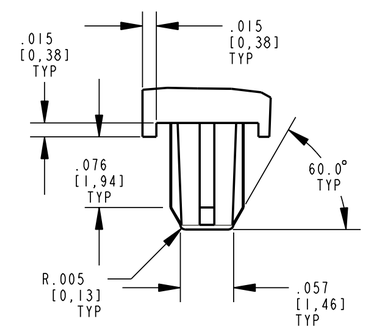

DETAIL B
SCALE 8.000

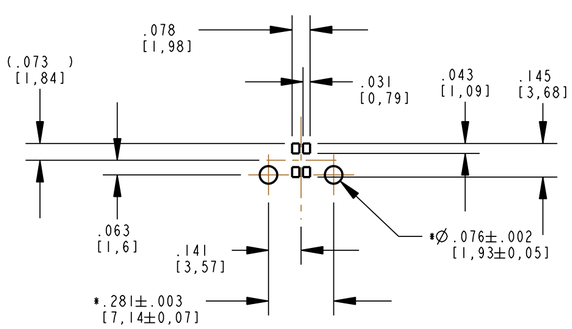

SOLDER PAD/HOLE LAYOUT
FOR BI-COLOR

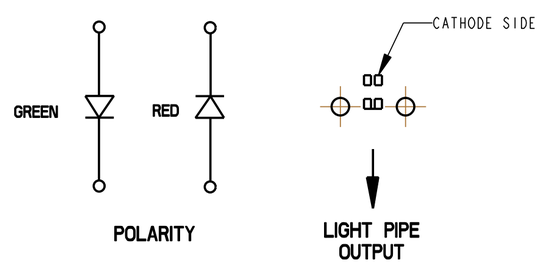

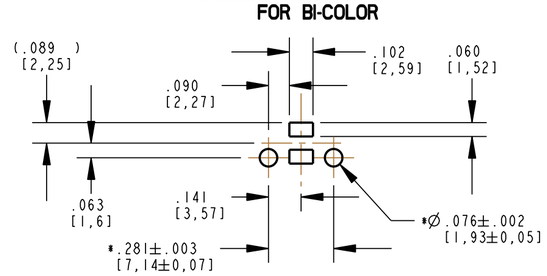

SOLDER PAD/HOLE LAYOUT
FOR SINGLE COLOR

SCALE 2.000

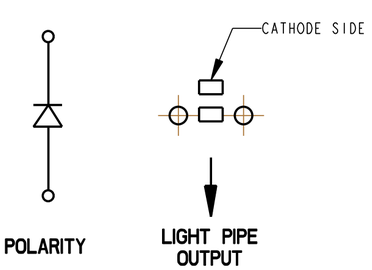

SCALE 2.000

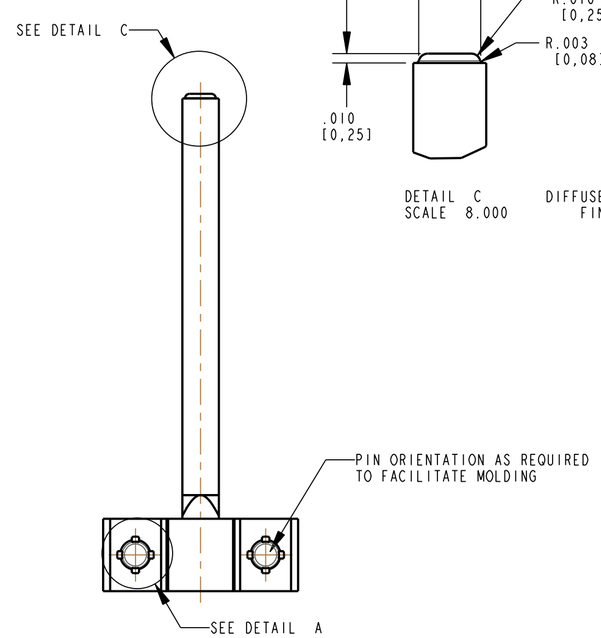

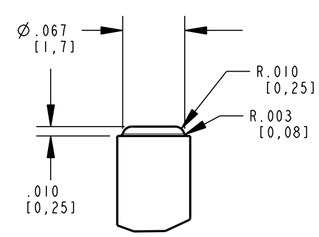

DETAIL C
SCALE 8.000

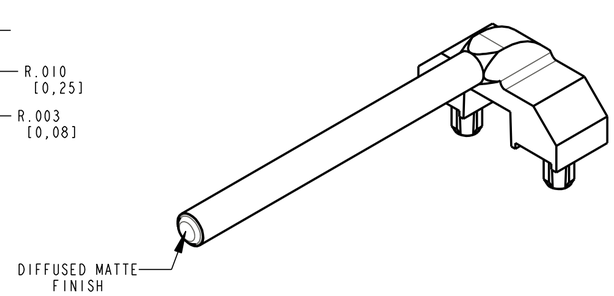

RoHS Compliant 515-1141-XXXF 2mm Lightpipe
Part Numbers with the "F" suffix ending are RoHS Compliant.
Example: 515-1140-100F
Packaging is marked with "RoHS Compliant" label or
equivalent markings.

THIS DRAWING AND THE CONTENTS HEREIN ARE CONFIDENTIAL AND THE SOLE PROPERTY OF DIALIGHT. REPRODUCTION OF THIS DRAWING OR CONSTRUCTION OF ANY PARTS WITHIN THIS DRAWING ARE FORBIDDEN WITHOUT THE WRITTEN CONSENT OF DIALIGHT.

SCALE: 4.000	DRAWING NUMBER C-17211	REV
ALL DIM'S IN: INCHES (MM)	PART NUMBER SEE CHART	C
TOLERANCES: UNLESS OTHERWISE SPECIFIED FRACTIONS: ±1/64 DECIMALS (.XX): ±.01 DECIMALS (.XXX): ±.005 DECIMALS (.XXXX): ±.0005 ANGLES: ±1°	TITLE LIGHTPIPE, 2MM DIA, 5MM CL RoHS COMPLIANT	
	MATERIAL SEE NOTES	
FINISH: N/A	Dialight — 1501 ROUTE 34 SOUTH FARMINGDALE, NJ 07727	
FSCM 83330	SHEET 1 OF 2	FAMILY TABLE: