

## Device connector, front mounting - ST-5ES1N8A6100S - 1613550

Please be informed that the data shown in this PDF Document is generated from our Online Catalog. Please find the complete data in the user's documentation. Our General Terms of Use for Downloads are valid (<http://download.phoenixcontact.com>)



Device connector, front mounting, straight, SPEEDCON locking, M17, Number of positions: 5+PE, Type of contact: Socket, Crimp connection, Axial O-ring, Central fixing, Shielded: Yes

The figure shows the 4-pos. (3+PE) product version



### Key commercial data

Packing unit	1 1
Weight per Piece (excluding packing)	18.81 GRM
Custom tariff number	85366990
Country of origin	Germany

### Technical data

#### General

Note	Order information Order crimp contacts Ø 1 mm separately
Type of locking	SPEEDCON locking
Direction of rotation of contact chamber numbering	Standard
Coding	N
Contact connection method	Crimp connection
Type of contacts	Socket
Number of positions	6
Contact diameter of power contacts	1 mm
Nominal current per power contact at 25°C	14 A
Contact diameter of signal contacts	1 mm
Mounting type	Central fixing

#### Ambient conditions

Ambient temperature	-20 °C ... 125 °C
Degree of protection	IP67

## Device connector, front mounting - ST-5ES1N8A6100S - 1613550

### Technical data

#### Material

Housing material	Turned parts: copper zinc alloy (CuZn), die-cast parts: zinc (GD-Zn)
Insulator material	PA 66
Gasket and O-ring material	FPM

#### Specifications according to DIN EN 61984:2001

Installation height max.	3000 m
Nominal / operating voltage of power contacts	630 V
Rated surge voltage of power contacts	6 kV
Surge voltage category of power contacts	III
Pollution degree of power contacts	3

### Classifications

#### eCl@ss

eCl@ss 4.0	272607xx
eCl@ss 4.1	27260701
eCl@ss 5.0	27260701
eCl@ss 5.1	27260701
eCl@ss 6.0	27260708
eCl@ss 7.0	27440312
eCl@ss 8.0	27440312

#### ETIM

ETIM 3.0	EC001121
ETIM 4.0	EC001121
ETIM 5.0	EC002635

#### UNSPSC

UNSPSC 6.01	43172015
UNSPSC 7.0901	43201404
UNSPSC 11	43172015
UNSPSC 12.01	43201404
UNSPSC 13.2	43201404

### Approvals

#### Approvals

## Device connector, front mounting - ST-5ES1N8A6100S - 1613550

### Approvals

Approvals

GOST

---

Ex Approvals

---

Approvals submitted

---

### Approval details

GOST 

### Accessories

Accessories

Crimp contact

Crimp contact - ST-10KS010 - 1618239



Crimp contact, turned, Single contact, Contact diameter: 1 mm, Crimp range: 0.06 mm<sup>2</sup>...0.25 mm<sup>2</sup>

---

Crimp contact - ST-10KS020 - 1618251



Crimp contact, turned, Single contact, Contact diameter: 1 mm, Crimp range: 0.35 mm<sup>2</sup>...0.5 mm<sup>2</sup>

---

## Device connector, front mounting - ST-5ES1N8A6100S - 1613550

### Accessories

Crimp contact - ST-10KS030 - 1618254



Crimp contact, turned, Single contact, Contact diameter: 1 mm, Crimp range: 0.5 mm<sup>2</sup>...1 mm<sup>2</sup>

---

Crimp contact - SF-10KS320 - 1607031



Crimp contact, Rolled, Taped articles, Contact diameter: 1 mm, Crimp range: 0.06 mm<sup>2</sup>...0.25 mm<sup>2</sup>

---

Crimp contact - SF-10KS350 - 1607032



Crimp contact, Rolled, Taped articles, Contact diameter: 1 mm, Crimp range: 0.2 mm<sup>2</sup>...0.56 mm<sup>2</sup>

---

Crimp contact - SF-10KS330 - 1607358



Crimp contact, Rolled, Taped articles, Contact diameter: 1 mm, Crimp range: 0.06 mm<sup>2</sup>...0.25 mm<sup>2</sup>

---

Crimp contact - SF-10KS360 - 1607361



Crimp contact, turned, Taped articles, Contact diameter: 1 mm, Crimp range: 0.2 mm<sup>2</sup>...0.56 mm<sup>2</sup>

---

### Protective cover

# Device connector, front mounting - ST-5ES1N8A6100S - 1613550

## Accessories

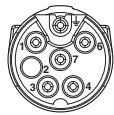
Plastic dust protection cap - ST-Z0006 - 1607776



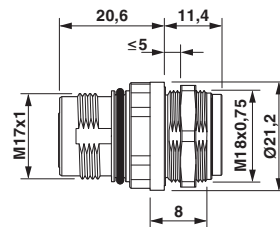
Plastic dust protection cap

## Drawings

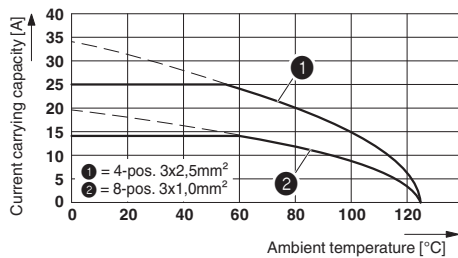
Schematic diagram



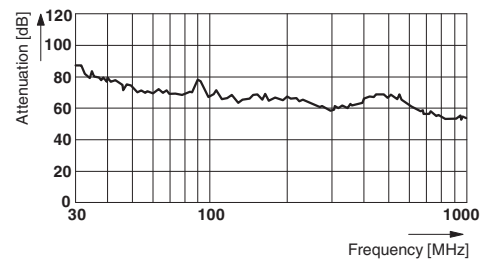
Dimensioned drawing



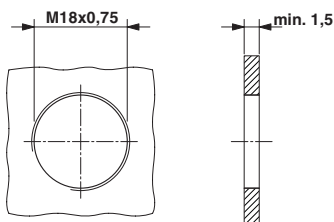
Diagram



Diagram

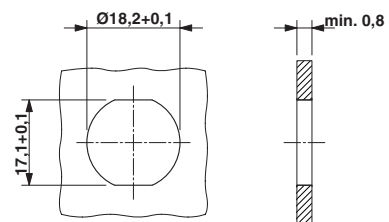


Dimensioned drawing



Installation dimensions: mounting with thread

Dimensioned drawing



Installation dimensions: mounting with anti-rotation protection and locking nut

