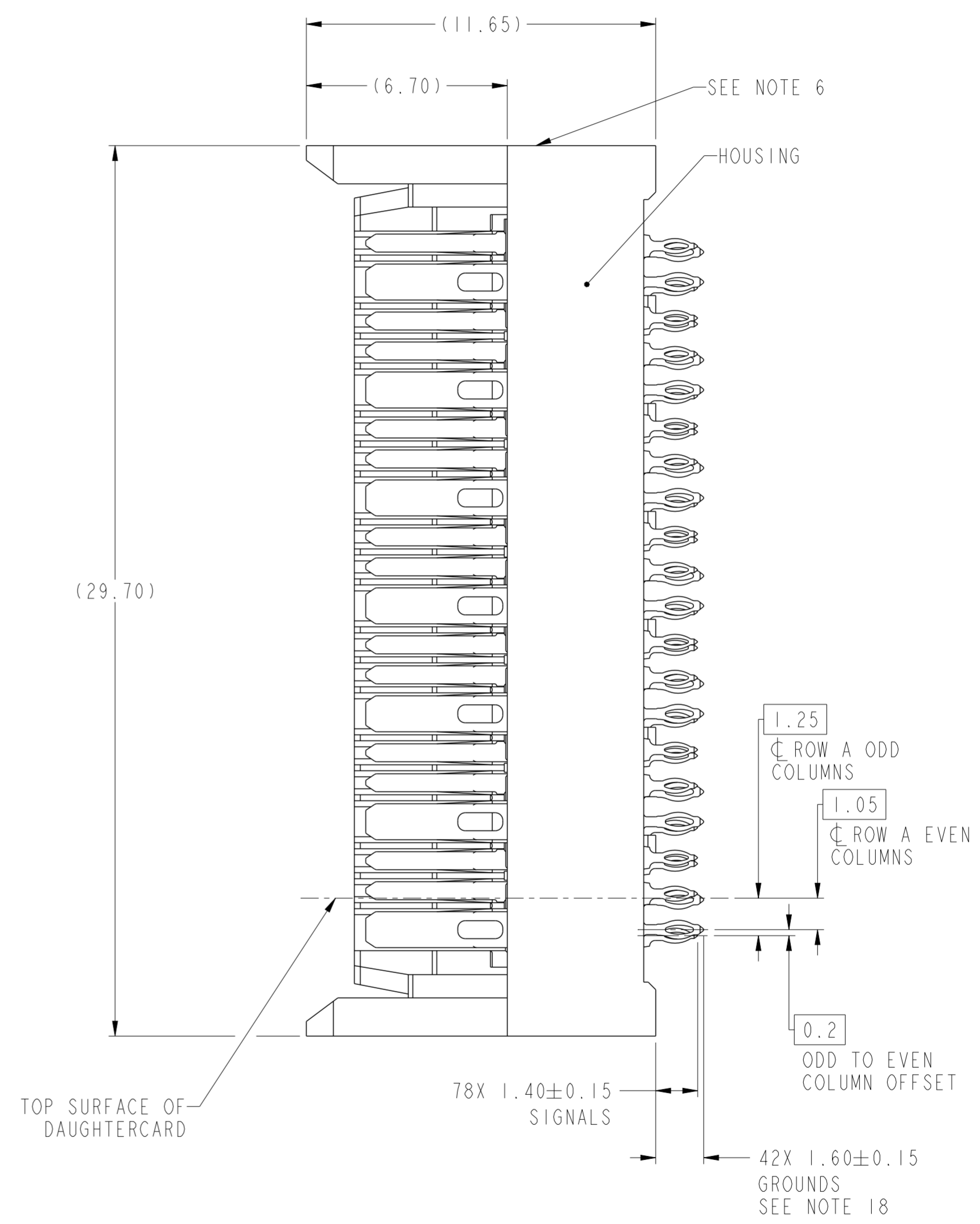
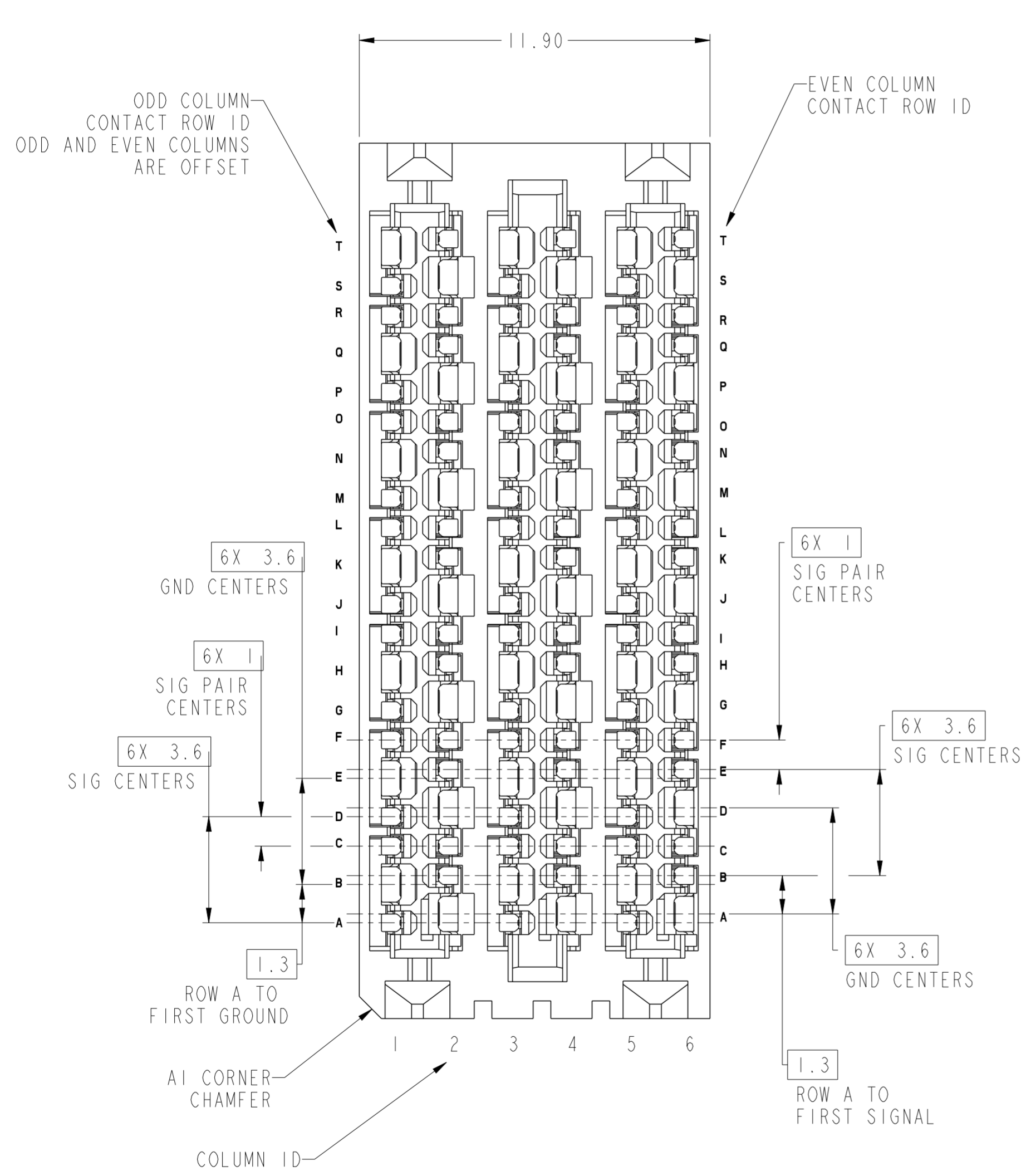


PRODUCT NUMBER  
SEE SHEET 10



10128351-Y01LF  
(10128351-101LF STANDARD MATE CONNECTOR SHOWN)  
SCALE 7:1

spec ref	SEE NOTES	dr	Heaven Cen	2014/01/08	projection	MM	size	A2	scale	7:1
tolerance std	TOLERANCES UNLESS OTHERWISE SPECIFIED	eng	Peng-Bing Fu	2017/12/27			ecn no	ELX-DG-28887-1	rel level	Released
ASME Y14.5M		chr	Justin Chen	2017/12/27						
surface	linear	0.X	±.3	<b>Amphenol FCI</b>	product family ExaMAX	title ExaMAX VERTICAL HEADER ASS'Y, 6 PAIR, 120 POS, 6 IMLA	dwg no 10128351	rev B	cat. no. Product - Customer Drw	sheet 1 of 11
		0.XX	±.10							
		0.XXX	±.050							
	angular	0°	±2°							

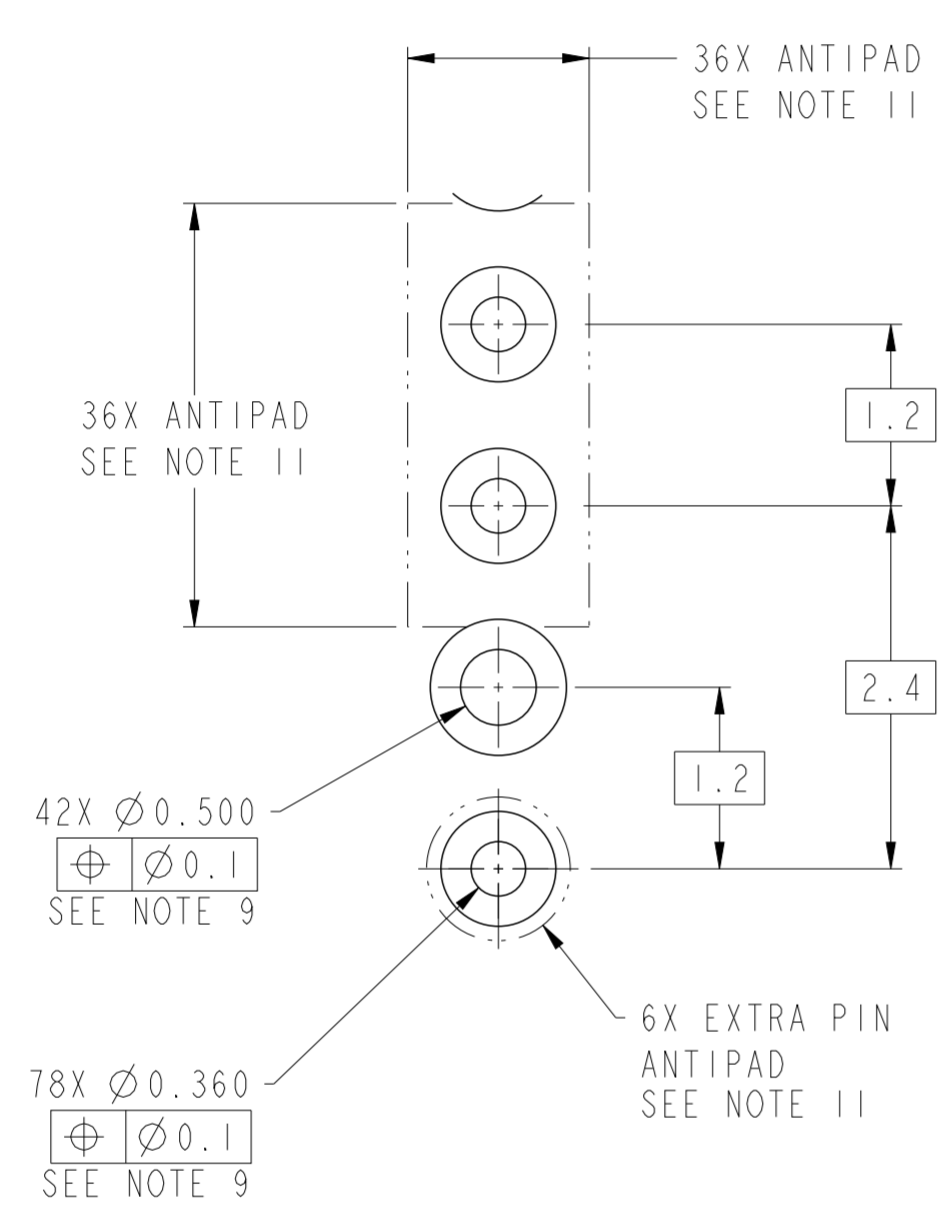
PDS: Rev :B

STATUS:Released

Printed: Jan 05, 2018

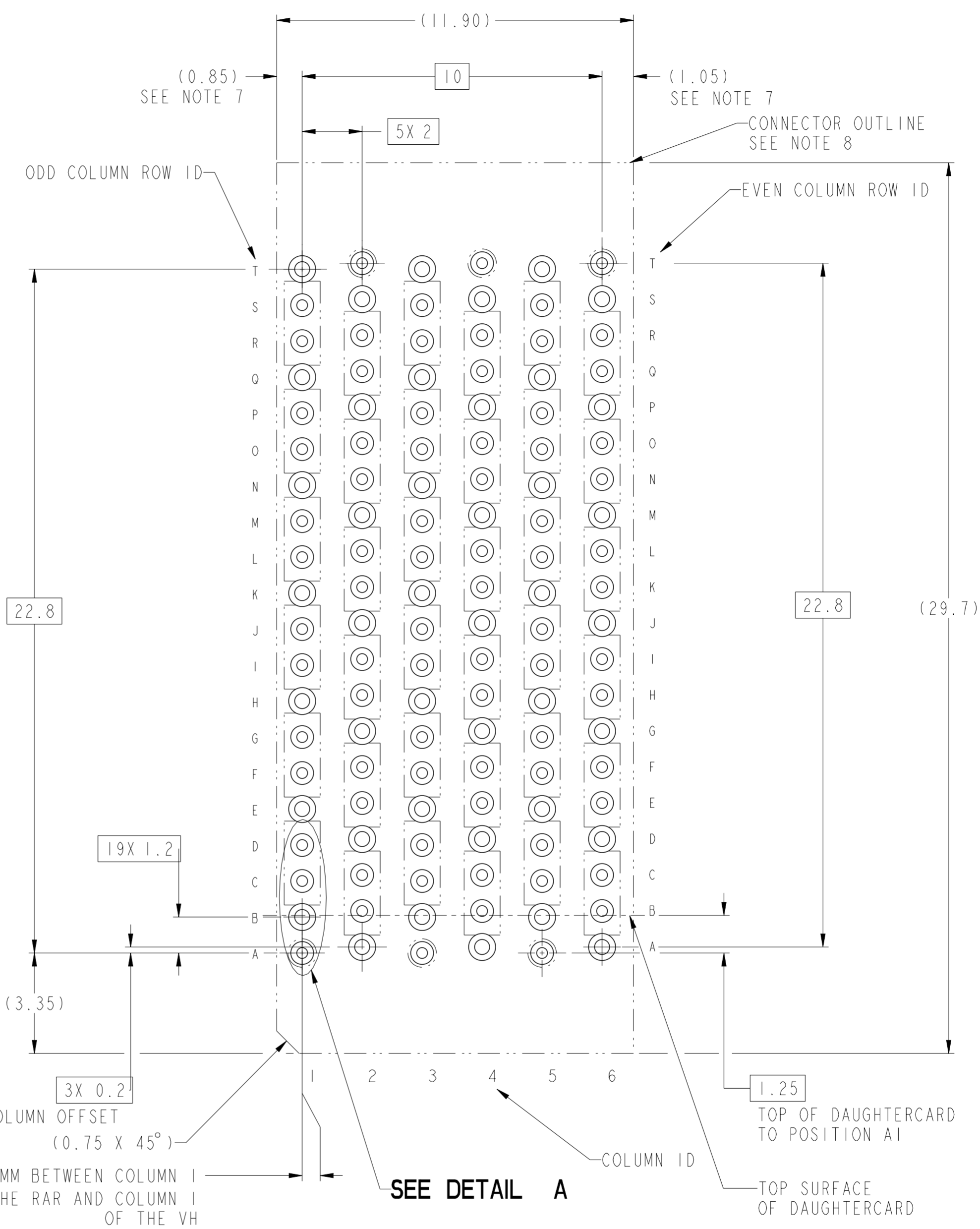
Amphenol FCI

© 2016 AFCI

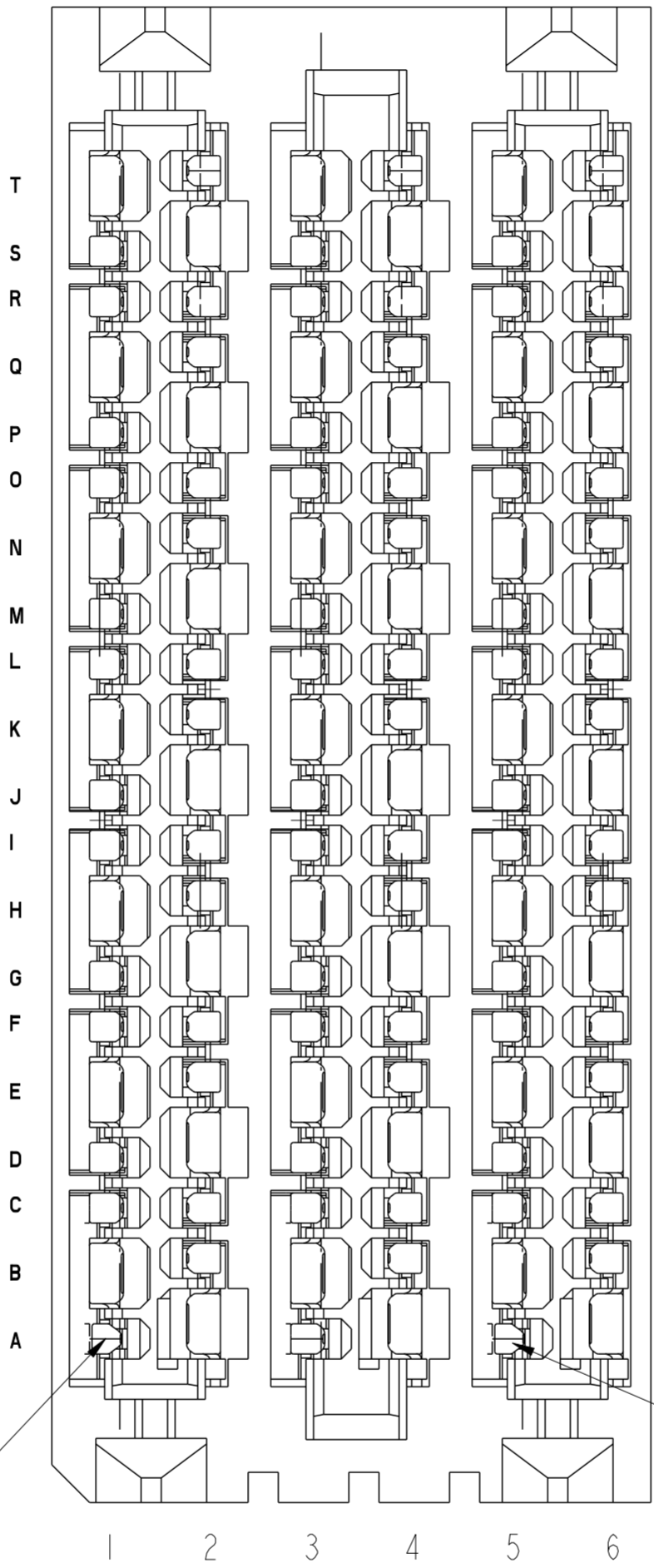


**DETAIL A**  
SCALE 20:1

**10128351-Y01LF COMPONENT SIDE  
RECOMMENDED PCB LAYOUT  
SEE NOTES 7, 8, 9 & 11  
SCALE 8:1**



spec ref	SEE NOTES	dr	Heaven Cen	2014/01/08	projection	MM	size	A2	scale	5:1										
tolerance std	TOLERANCES UNLESS OTHERWISE SPECIFIED	eng	Peng-Bing Fu	2017/12/27			ecn no	ELX-DG-28887-1	rel level	Released										
ASME Y14.5M		chr	Justin Chen	2017/12/27																
		appr	Heaven Cen	2018/01/05																
surface	<table border="1"> <tr> <td>linear</td> <td>0.X</td> <td>±.3</td> </tr> <tr> <td></td> <td>0.XX</td> <td>±.10</td> </tr> <tr> <td></td> <td>0.XXX</td> <td>±.050</td> </tr> <tr> <td>angular</td> <td>0°</td> <td>±2°</td> </tr> </table>	linear	0.X	±.3		0.XX	±.10		0.XXX	±.050	angular	0°	±2°	<b>Amphenol FCI</b>		product family ExaMAX		title ExaMAX VERTICAL HEADER ASS'Y, 6 PAIR, 120 POS, 6 IMLA	cat. no. 10128351	rev B
linear	0.X	±.3																		
	0.XX	±.10																		
	0.XXX	±.050																		
angular	0°	±2°																		
Product - Customer Drw						sheet 2 of 11														



ADVANCED MATE  
POSITION A1  
SEE NOTE 13

ADVANCED MATE  
POSITION A5  
SEE NOTE 13

**10128351-201LF**  
**ADVANCED MATE**  
 ADVANCED MATE POSITIONS ARE POSITIONS A1 AND A5 ONLY  
 FOR ALL DIMENSIONS SEE SHEET 1  
 SCALE 8:1

**Amphenol  
FCi**

© 2016 AFci

spec ref	SEE NOTES	dr	Heaven Cen	2014/01/08	projection	MM	size	A2	scale	5:1
tolerance std	TOLERANCES UNLESS OTHERWISE SPECIFIED	eng	Peng-Bing Fu	2017/12/27		← →	ecn no	ELX-DG-28887-1		
ASME Y14.5M		chr	Justin Chen	2017/12/27			rel level	Released		
		appr	Heaven Cen	2018/01/05			product family	ExaMAX		
surface	linear	0.X	±.3	<b>Amphenol FCi</b>	title	ExaMAX VERTICAL HEADER	dwg no	10128351	rev	B
		0.XX	±.10							
		0.XXX	±.050							
	angular	0°	±2°	cat. no.	Product - Customer Drw			sheet 3 of 11		

PDS: Rev :B

STATUS:Released

Printed: Jan 05, 2018

A

B

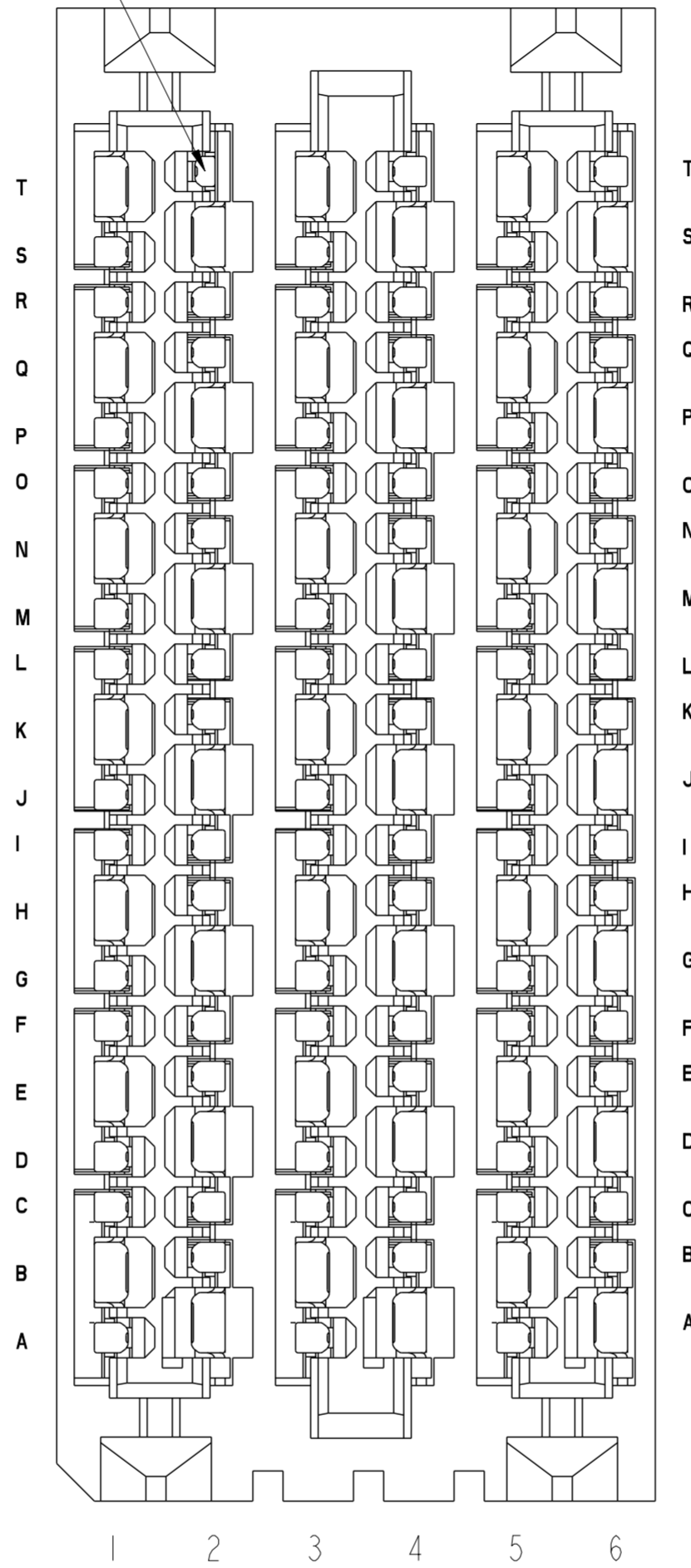
C

D

E

F

SHORT DETECT  
POSITION T2  
SEE NOTE 14



10128351-301LF  
SHORT DETECT  
SHORT DETECT POSITIONS IS T2 ONLY  
FOR ALL DIMENSIONS SEE SHEET 1  
SCALE 8:1

Amphenol  
FCi

© 2016 AFci

spec ref	SEE NOTES	dr	Heaven Cen	2014/01/08	projection	MM	size	A2	scale	5:1												
tolerance std	TOLERANCES UNLESS OTHERWISE SPECIFIED	eng	Peng-Bing Fu	2017/12/27			ecn no	ELX-DG-28887-1														
ASME Y14.5M		chr	Justin Chen	2017/12/27			rel level	Released														
surface	<table border="1"> <tr> <td>linear</td> <td>0.X</td> <td>±.3</td> </tr> <tr> <td></td> <td>0.XX</td> <td>±.10</td> </tr> <tr> <td></td> <td>0.XXX</td> <td>±.050</td> </tr> <tr> <td>angular</td> <td>0°</td> <td>±2°</td> </tr> </table>	linear	0.X	±.3		0.XX	±.10		0.XXX	±.050	angular	0°	±2°	appr	Heaven Cen	2018/01/05	product family	ExaMAX		rel level	Released	
linear		0.X	±.3																			
		0.XX	±.10																			
	0.XXX	±.050																				
angular	0°	±2°																				
		Amphenol FCi	title ExaMAX VERTICAL HEADER ASS'Y, 6 PAIR, 120 POS, 6 IMLA			dwg no 10128351	rev B															
		cat. no.	Product - Customer Drw			sheet 4 of 11																

A

B

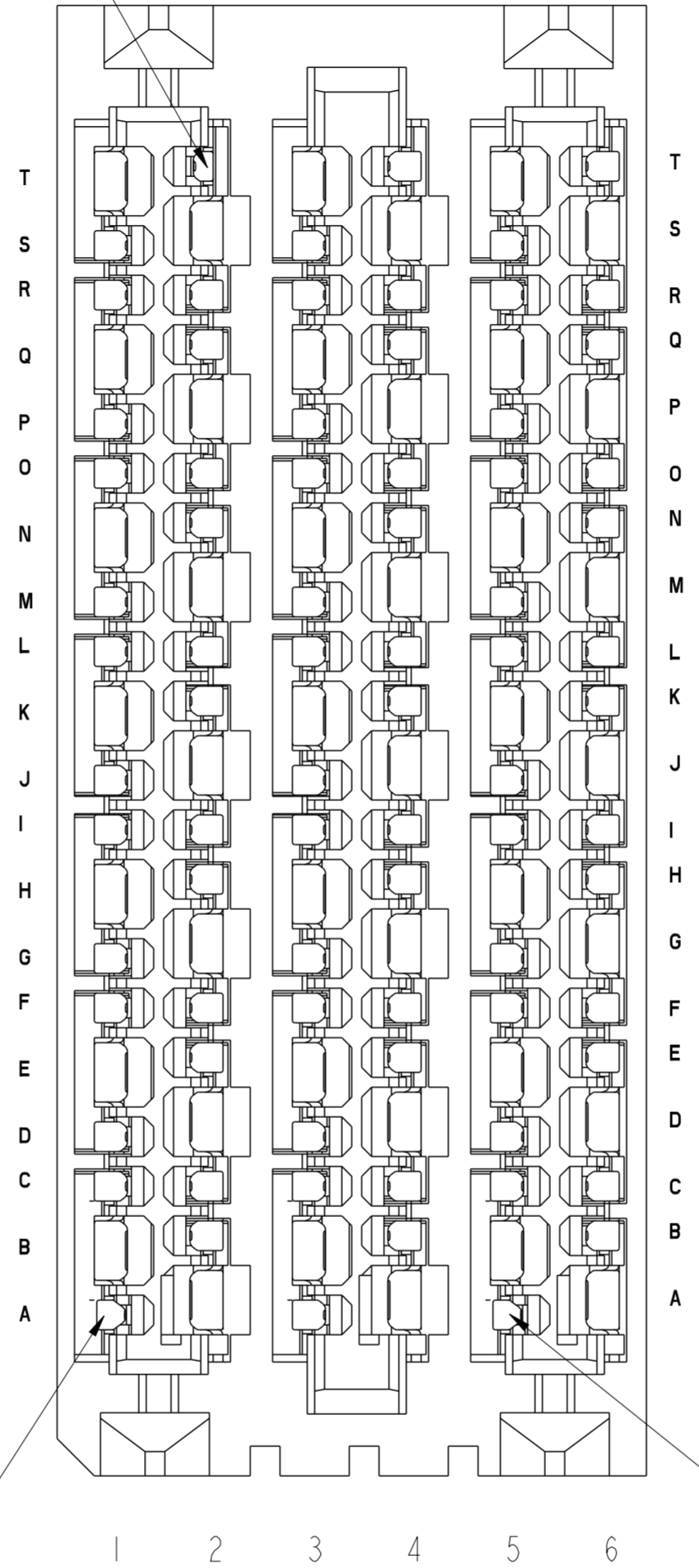
C

D

E

F

SHORT DETECT  
POSITION T2  
SEE NOTE 15



ADVANCED MATE  
POSITION A1  
SEE NOTE 15

ADVANCED MATE  
POSITION A5  
SEE NOTE 15

**10128351-401LF**  
**ADVANCED MATE/SHORT DETECT**  
**ADVANCED MATE POSITIONS ARE POSITIONS A1 AND A5 ONLY**  
**SHORT DETECT POSITION IS POSITION T2**  
**FOR ALL DIMENSIONS SEE SHEET 1**

Amphenol  
FCi

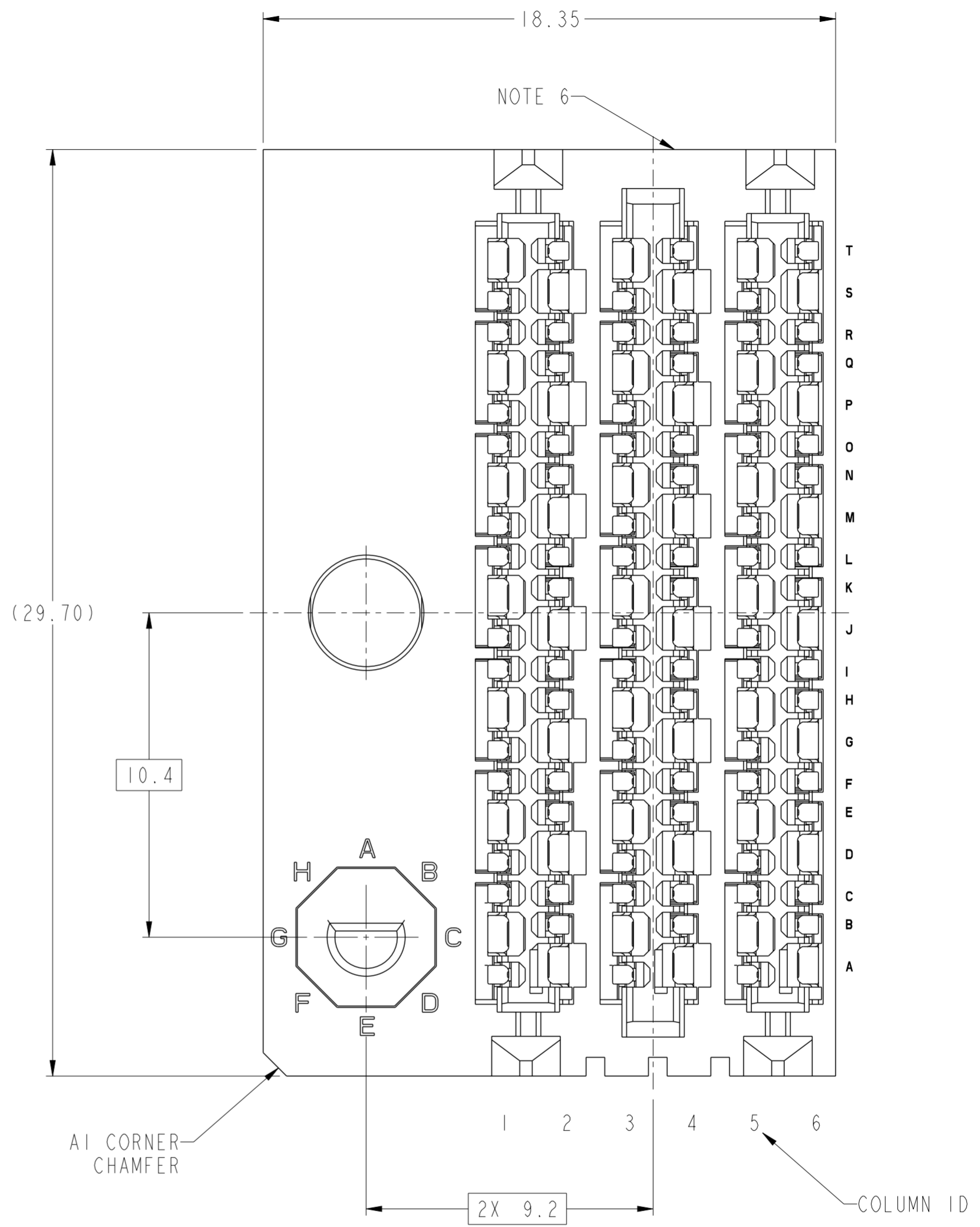
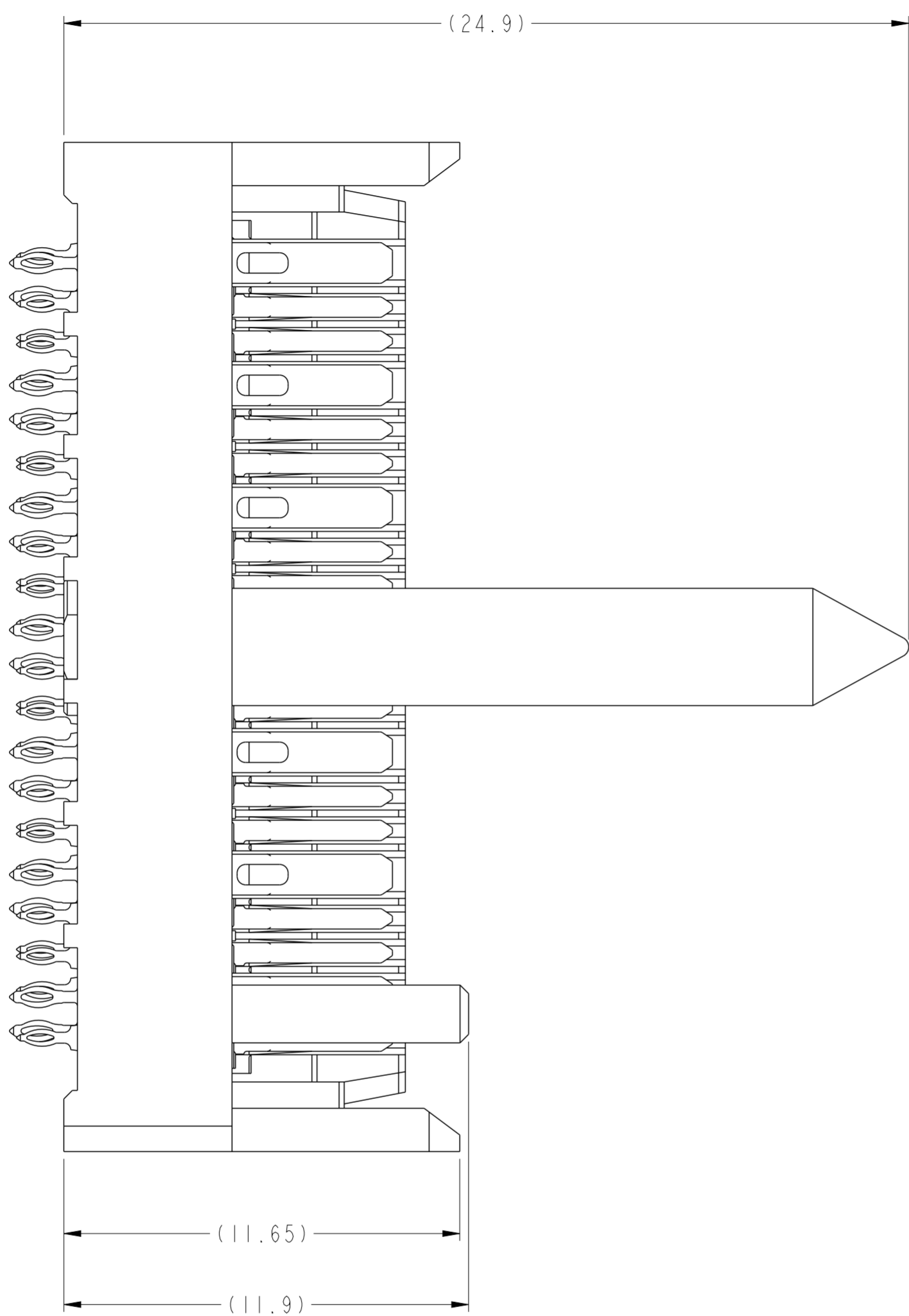
© 2016 AFCI

spec ref	SEE NOTES	dr	Heaven Cen	2014/01/08	projection	MM	size	A2	scale	3:1													
tolerance std	TOLERANCES UNLESS OTHERWISE SPECIFIED	eng	Peng-Bing Fu	2017/12/27			ecn no	ELX-DG-28887-1	rel level	Released													
ASME Y14.5M		chr	Justin Chen	2017/12/27			product family	ExaMAX															
surface	<table border="1"> <tr> <td>linear</td> <td>0.X</td> <td>±.3</td> </tr> <tr> <td></td> <td>0.XX</td> <td>±.10</td> </tr> <tr> <td></td> <td>0.XXX</td> <td>±.050</td> </tr> <tr> <td>angular</td> <td>0°</td> <td>±2°</td> </tr> </table>	linear	0.X	±.3		0.XX	±.10		0.XXX	±.050	angular	0°	±2°	appr	Heaven Cen	2018/01/05	Amphenol FCi	title	ExaMAX VERTICAL HEADER ASS'Y, 6 PAIR, 120 POS, 6 IMLA	cat. no.	10128351	rev	B
linear	0.X	±.3																					
	0.XX	±.10																					
	0.XXX	±.050																					
angular	0°	±2°																					
						Product - Customer Drw		sheet 5 of 11															

PDS: Rev :B

STATUS:Released

Printed: Jan 05, 2018



10128351-Y1ALF THRU -Y1JLF  
 RIGHT GUIDANCE CONNECTOR (SEE NOTE 17)  
 FOR ALL DIMENSIONS SEE SHEET 1  
 SCALE 7:1

spec ref	SEE NOTES	dr	Heaven Cen	2014/01/08	projection	MM	size	A2	scale	5:1	
tolerance std	TOLERANCES UNLESS OTHERWISE SPECIFIED	eng	Peng-Bing Fu	2017/12/27			ecn no	ELX-DG-28887-1	rel level	Released	
ASME Y14.5M		chr	Justin Chen	2017/12/27			product family	ExaMAX		rel level	Released
		appr	Heaven Cen	2018/01/05			title	ExaMAX VERTICAL HEADER ASS'Y, 6 PAIR, 120 POS, 6 IMLA		dwg no	10128351
surface	linear	0.X	±.3		cat. no.	Product - Customer Drw	sheet 6 of 11				
		0.XX	±.10								
		0.XXX	±.050								
	angular	0°	±2°								

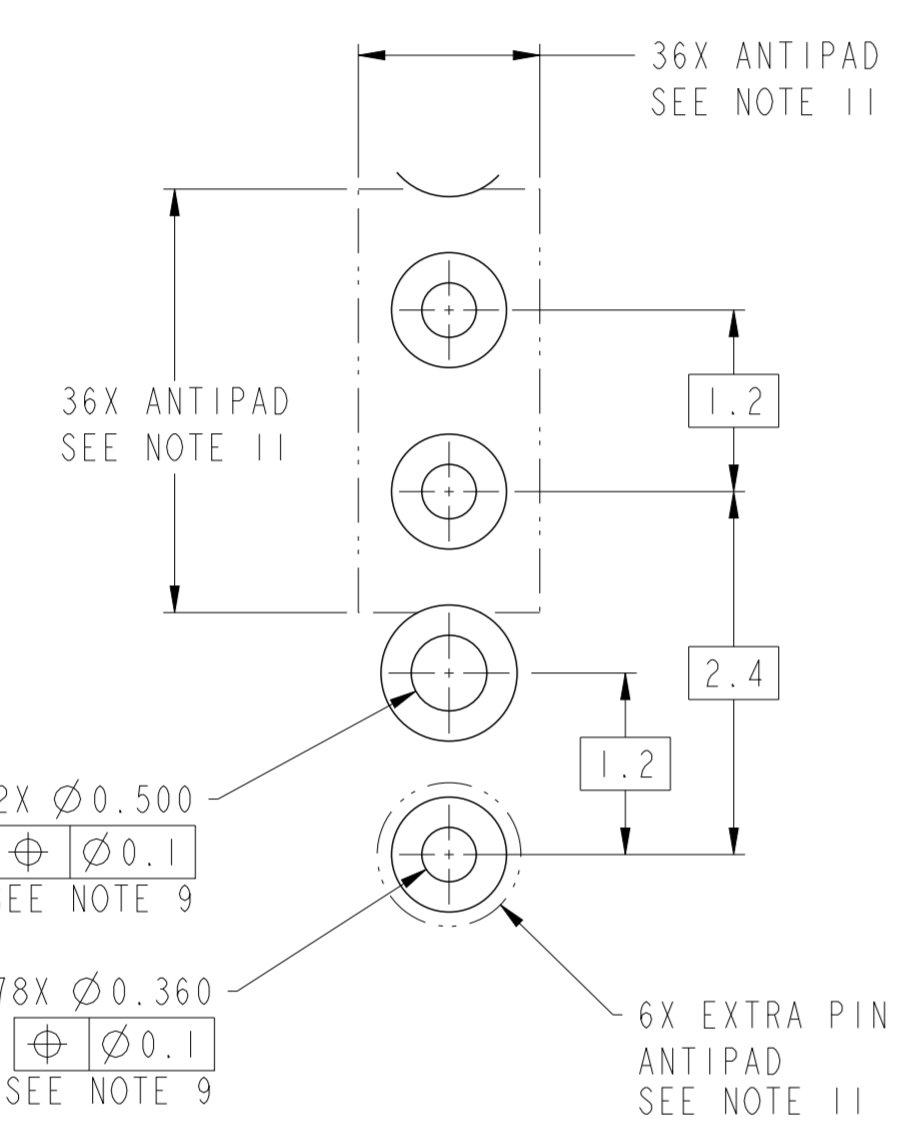
PDS: Rev :B

STATUS:Released

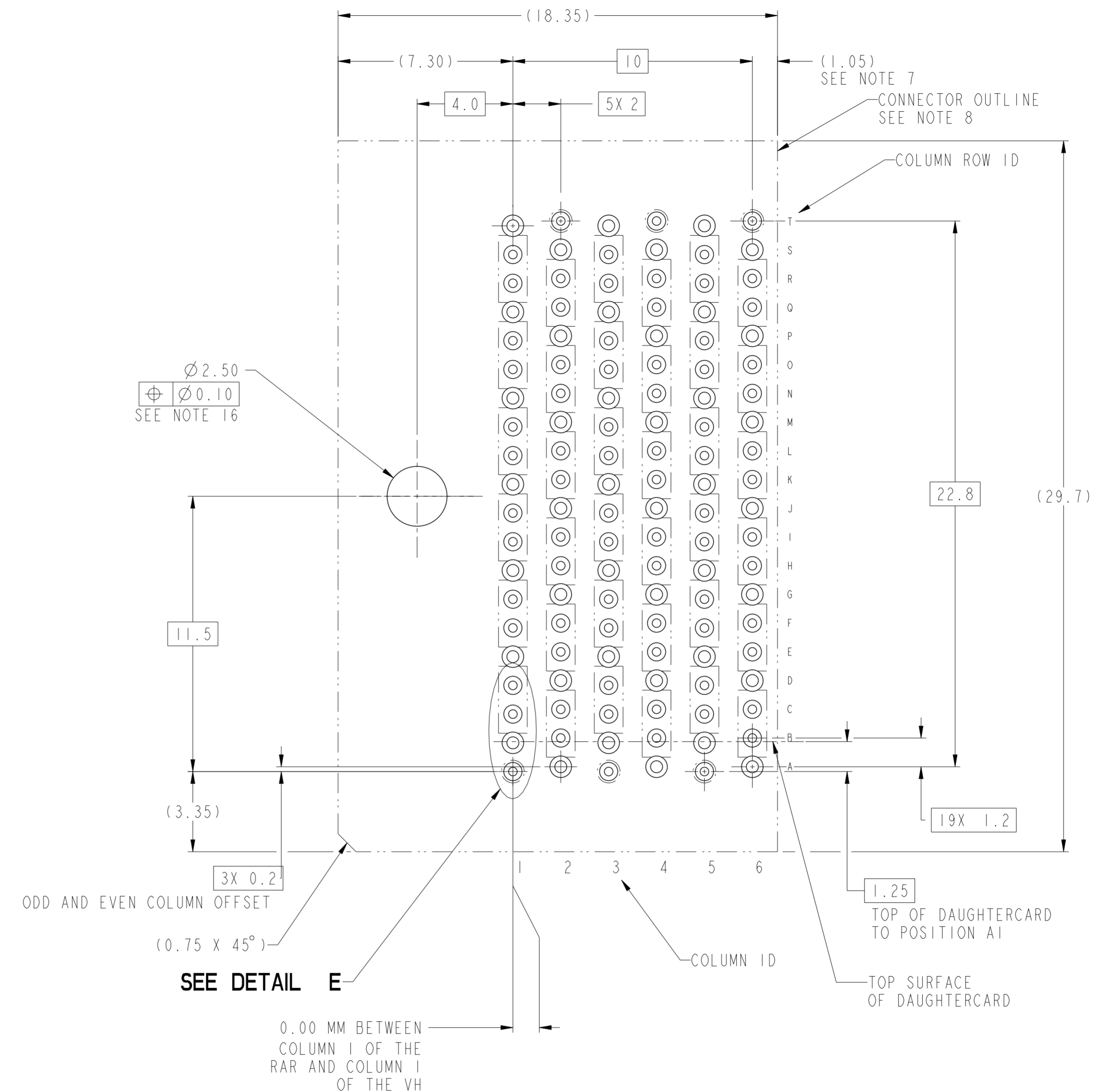
Printed: Jan 05, 2018

Amphenol FCI

© 2016 AFCI

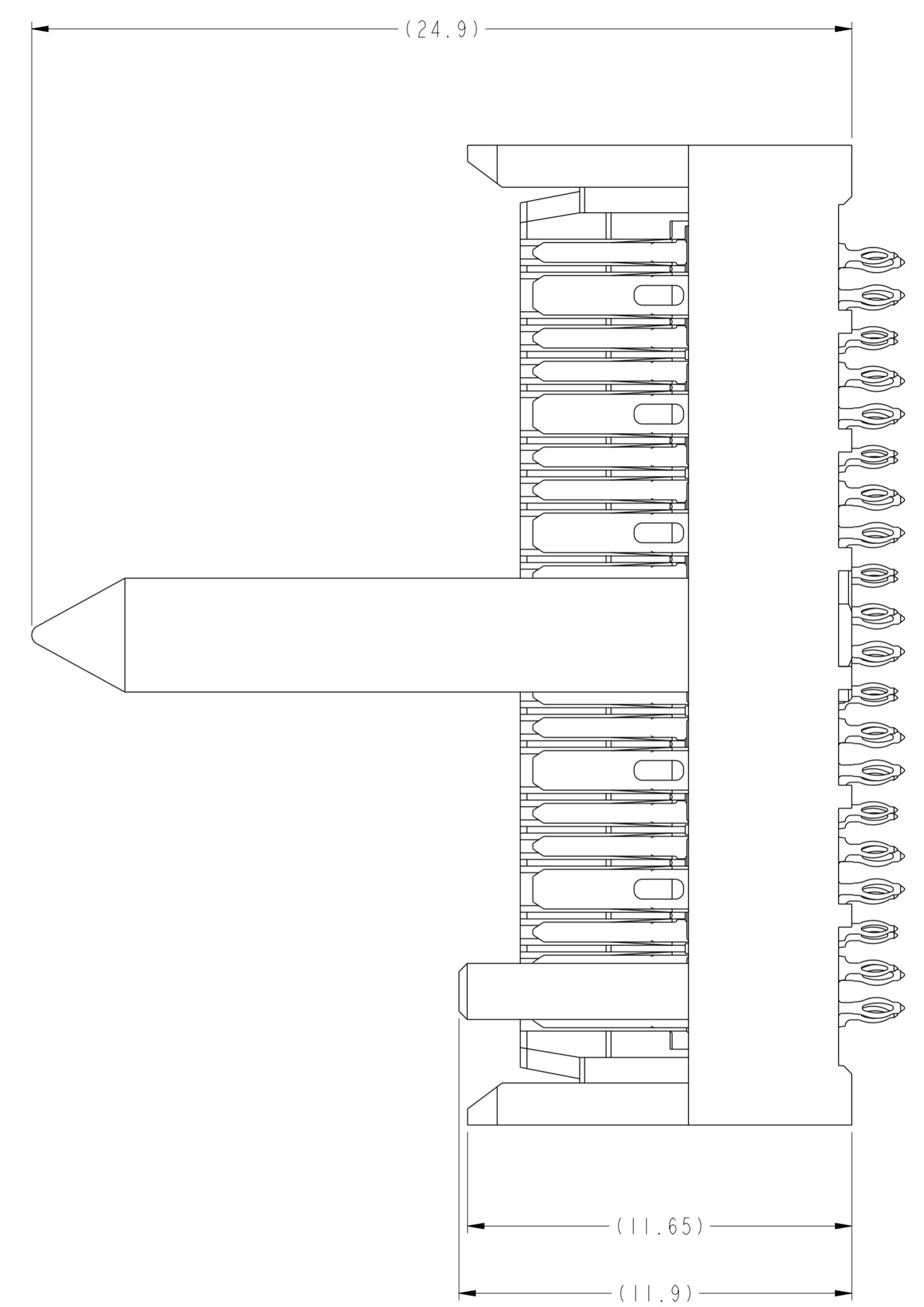
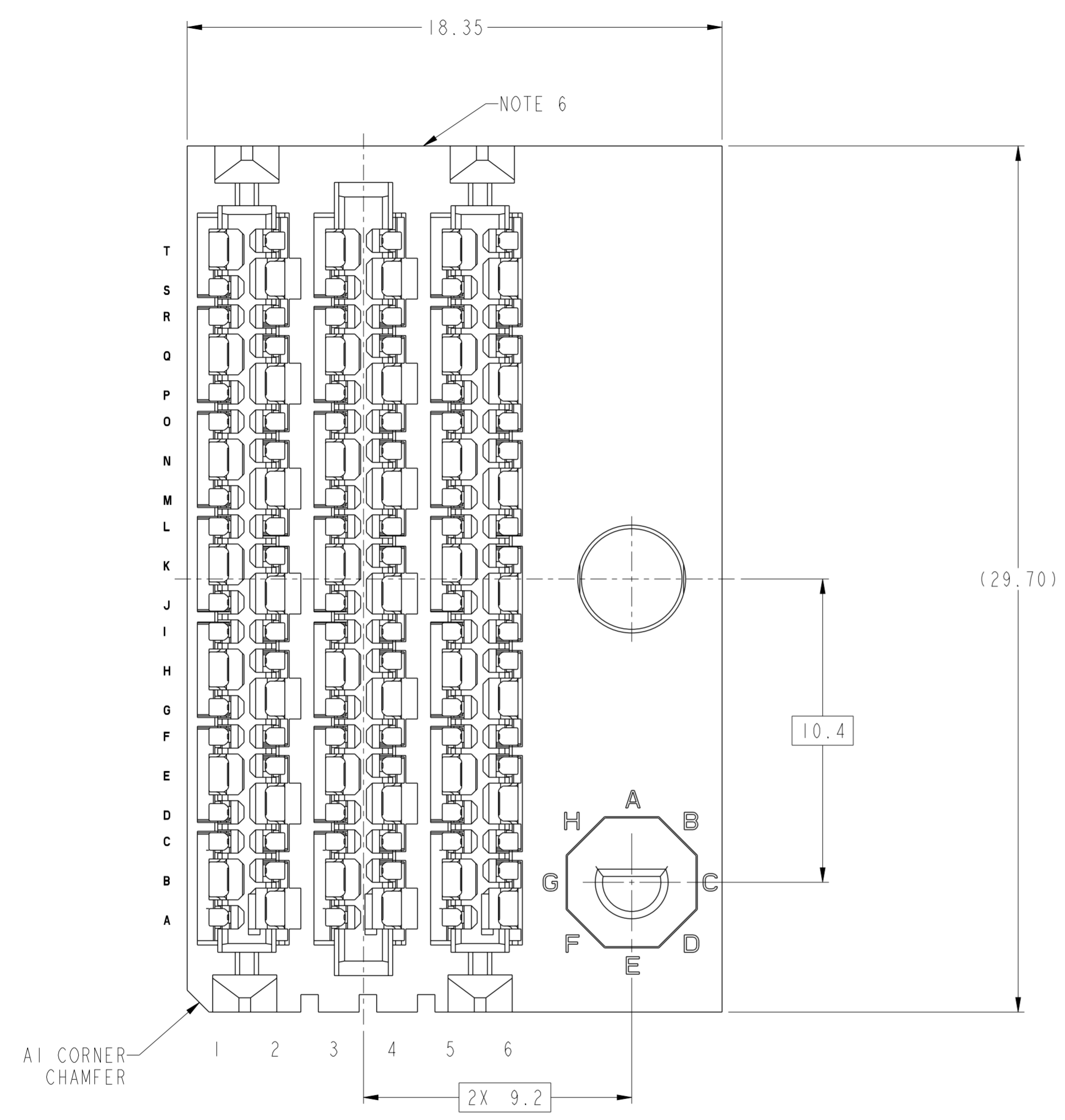


DETAIL E  
SCALE 20:1



10128351-Y1YLF COMPONENT SIDE  
RECOMMENDED PCB LAYOUT  
NOTES 7, 8, 9, 11 & 16  
SCALE 7:1

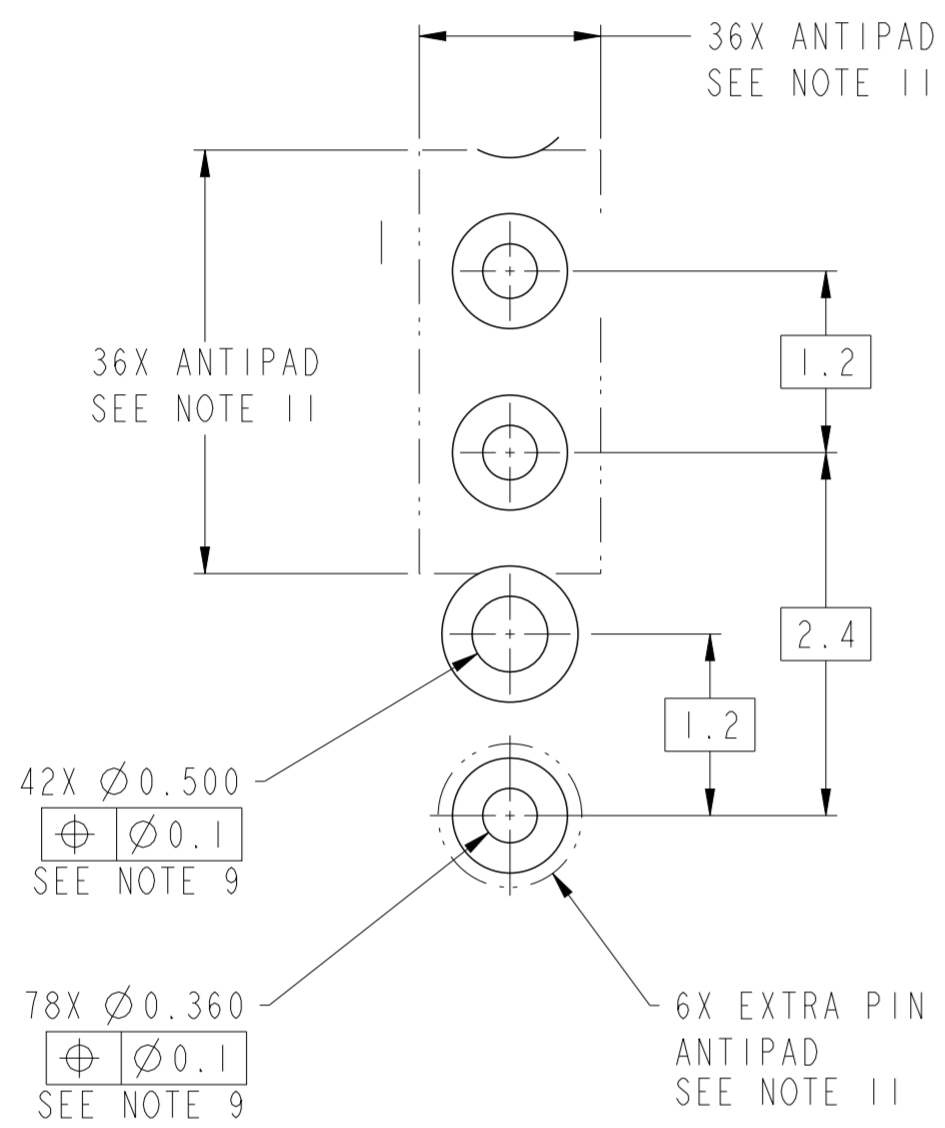
spec ref	SEE NOTES	dr	Heaven Cen	2014/01/08	projection	MM	size	A2	scale	2:1
tolerance std	TOLERANCES UNLESS OTHERWISE SPECIFIED	eng	Peng-Bing Fu	2017/12/27			ecn no	ELX-DG-28887-1	rel level	Released
ASME Y14.5M		chr	Justin Chen	2017/12/27						
		appr	Heaven Cen	2018/01/05						
surface	linear	0.X	±.3		product family ExaMAX	title ExaMAX VERTICAL HEADER ASS'Y, 6 PAIR, 120 POS, 6 IMLA	dwg no 10128351	rev B	cat. no. Product - Customer Drw	sheet 7 of 11
		0.XX	±.10							
		0.XXX	±.050							
	angular	0°	±2°							



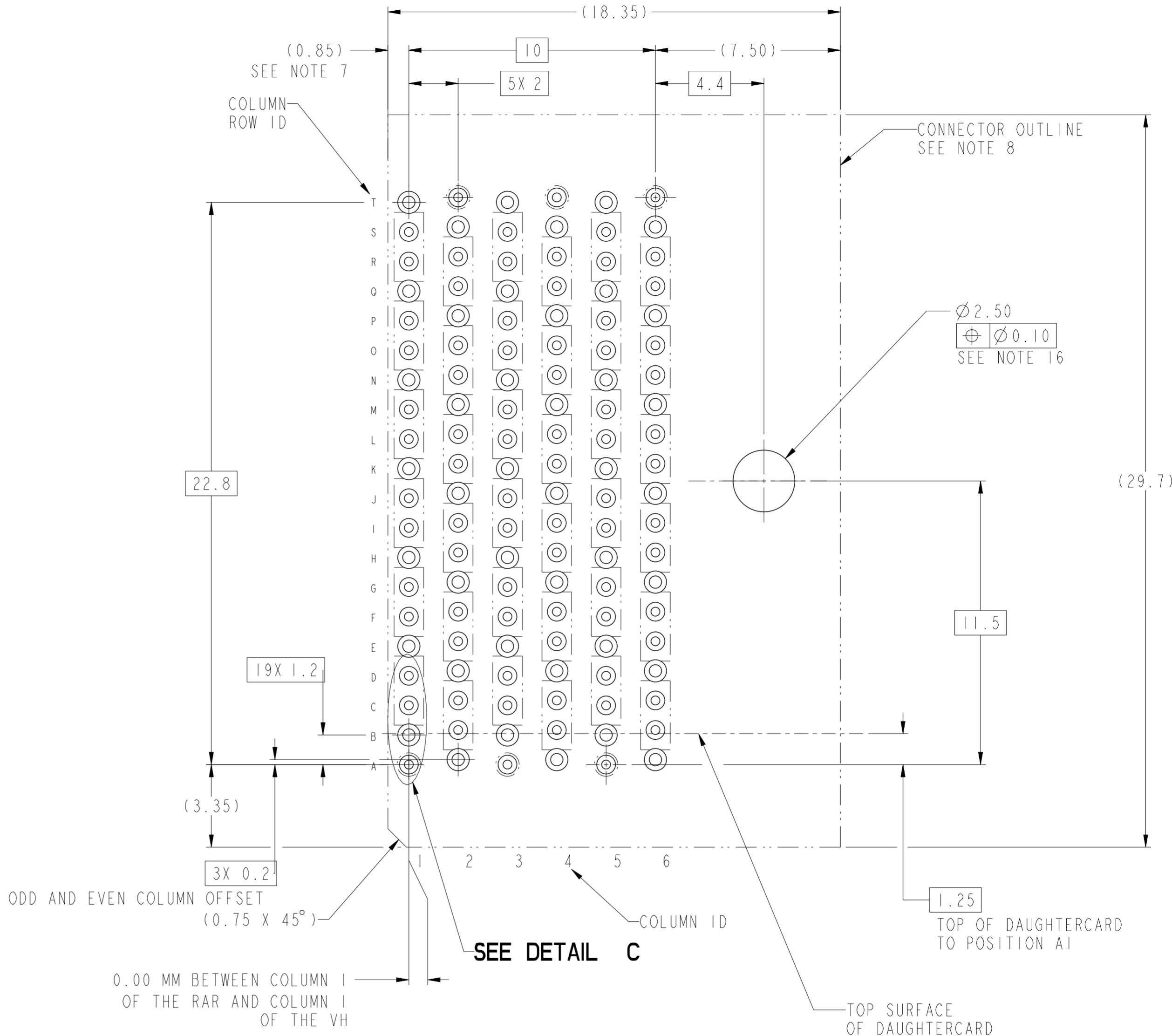
10128351-Y2ALF THRU -Y2JLF  
LEFT GUIDANCE CONNECTOR (SEE NOTE 17)  
FOR ALL DIMENSIONS SEE SHEET 1  
SCALE 7:1

spec ref	SEE NOTES	dr	Heaven Cen	2014/01/08	projection	MM	size	A2	scale	3:1											
tolerance std	TOLERANCES UNLESS OTHERWISE SPECIFIED	eng	Peng-Bing Fu	2017/12/27			ecn no	ELX-DG-28887-1	rel level	Released											
ASME Y14.5M		chr	Justin Chen	2017/12/27																	
		appr	Heaven Cen	2018/01/05																	
surface	<table border="1"> <tr> <td>linear</td> <td>0.X</td> <td>±.3</td> </tr> <tr> <td></td> <td>0.XX</td> <td>±.10</td> </tr> <tr> <td></td> <td>0.XXX</td> <td>±.050</td> </tr> <tr> <td>angular</td> <td>0°</td> <td>±2°</td> </tr> </table>	linear	0.X	±.3		0.XX	±.10		0.XXX	±.050	angular	0°	±2°			title ExaMAX VERTICAL HEADER ASS'Y, 6 PAIR, 120 POS, 6 IMLA		product family ExaMAX	rel level Released	cat. no. 10128351	sheet 8 of 11
linear	0.X	±.3																			
	0.XX	±.10																			
	0.XXX	±.050																			
angular	0°	±2°																			





**DETAIL C**  
SCALE 20:1

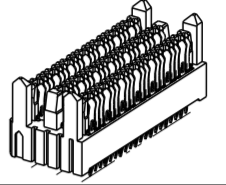
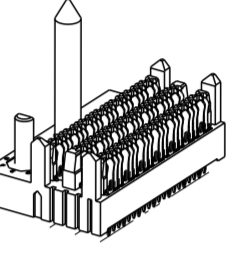
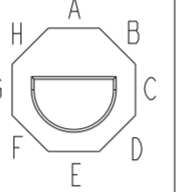
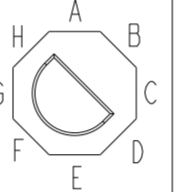
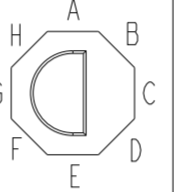
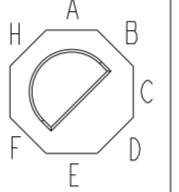
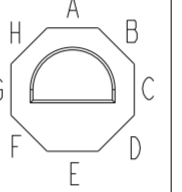
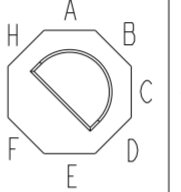
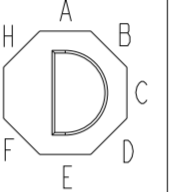
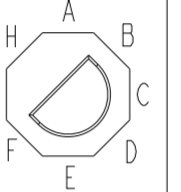
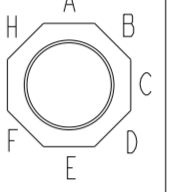
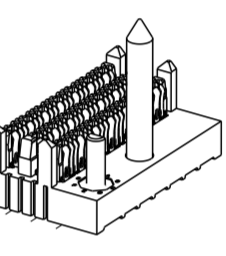
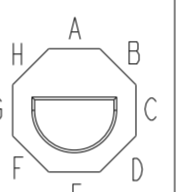
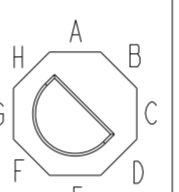
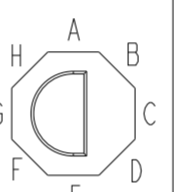
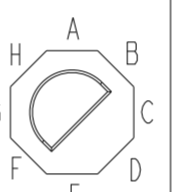
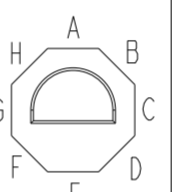
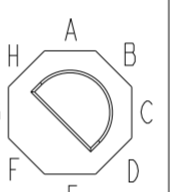
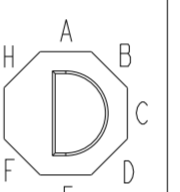
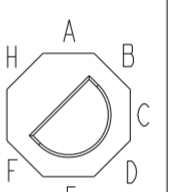
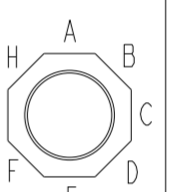


**10128351-Y2YLF COMPONENT SIDE  
RECOMMENDED PCB LAYOUT  
NOTES 7, 8, 9, 11 & 16  
SCALE 7:1**

spec ref	SEE NOTES	dr	Heaven Cen	2014/01/08	projection	MM	size	A2	scale	2:1
tolerance std	ASME Y14.5M	eng	Peng-Bing Fu	2017/12/27			ecn no	ELX-DG-28887-1	rel level	Released
TOLERANCES UNLESS OTHERWISE SPECIFIED		chr	Justin Chen	2017/12/27						
		appr	Heaven Cen	2018/01/05						
surface	linear	0.X	±.3		product family ExaMAX	title ExaMAX VERTICAL HEADER ASS'Y, 6 PAIR, 120 POS, 6 IMLA	dwg no 10128351	rev B	cat. no. Product - Customer Drw	sheet 9 of 11
		0.XX	±.10							
		0.XXX	±.050							
	angular	0°	±2°							

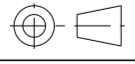
10128351 - Y Y Y L F

ASSEMBLY PART NUMBER	DESCRIPTION
10128351-1YYLF	STANDARD MATE
10128351-2YYLF	ADVANCED MATE
10128351-3YYLF	SHORT DETECT
10128351-4YYLF	ADVANCED MATE & SHORT DETECT

MODULE DESCRIPTION	DESIGNATION REPRESENTED IN DASH NUMBER									BASE MODULE
STANDARD NO GUIDANCE (SEE SHEET 1)	01									
RIGHT GUIDANCE MODULE (SEE SHEET 6)	1A	1B	1C	1D	1E	1F	1G	1H	1J (NO KEY)	
										
LEFT GUIDANCE MODULE (SEE SHEET 8)	2A	2B	2C	2D	2E	2F	2G	2H	2J (NO KEY)	
										

Amphenol  
FCi

© 2016 AFci

spec ref	SEE NOTES	dr	Heaven Cen	2014/01/08	projection	MM	size	A2	scale	5:1
tolerance std	TOLERANCES UNLESS OTHERWISE SPECIFIED	eng	Peng-Bing Fu	2017/12/27		← →	ecn no	ELX-DG-28887-1	rel level	Released
ASME Y14.5M		chr	Justin Chen	2017/12/27						
		appr	Heaven Cen	2018/01/05						
surface	linear	0.X	±.3	Amphenol FCi	title	ExaMAX VERTICAL HEADER	cat. no.	Product - Customer Drw	sheet 10 of 11	
✓		0.XX	±.10							
		0.XXX	±.050							
	angular	0°	±2°							
		Amphenol FCi		title		ExaMAX VERTICAL HEADER		cat. no.		10128351
		ASS'Y, 6 PAIR, 120 POS, 6 IMLA		rel level		Released		rev		B

PDS: Rev :B

STATUS:Released

Printed: Jan 05, 2018

NOTES:

- ① - CONNECTOR MATERIALS:  
HOUSING: HIGH TEMP THERMOPLASTIC, BLACK, UL94-V0  
IMLA PLASTIC: HIGH TEMP THERMOPLASTIC, BLACK, UL94-V0  
CONTACT: COPPER ALLOY  
GUIDE PIN: ZINC ALLOY  
KEY PIN: ZINC ALLOY
- 2 - CONTACT PLATING:  
SEPARABLE INTERFACE:  
PERFORMANCE-BASED PLATING, QUALIFIED TO MEET THE REQUIREMENTS OF FCI PRODUCT SPECIFICATION GS-12-1096 INCLUDING TELCORDIA GR-1217-CORE (NOVEMBER 1995) CENTRAL OFFICE TEST SEQUENCE  
  
PRESS-FIT TAILS: TIN OVER NICKEL (LEAD FREE)
- ③ - PRODUCT SPECIFICATION: GS-12-1096
- ④ - APPLICATION SPECIFICATION GS-20-0361.
- ⑤ - PACKAGING MEETS GS-14-920 LEAD FREE LABELING SPECIFICATION.
- ⑥ - PRODUCT MARKING, (PROTOTYPE, PART NUMBER & LOT CODE), ON THIS SURFACE.
- ⑦ - THE MINIMUM VIA SPACING BETWEEN STACKED CONNECTORS WILL BE 2.0 mm OR 3.0 mm AS DEFINED BY NOTE 7 ON THE MATING RECEPTACLE CUSTOMER DRAWING. REFER TO THE APPLICATION SPECIFICATION FOR DETAILS.
- ⑧ - CONNECTOR OUTLINE MAY BE SCREEN PRINTED ONTO CUSTOMER PCB TO BE USED AS A GUIDE FOR MANUAL CONNECTOR PLACEMENT.
- ⑨ - REFER TO CUSTOMER DRAWING 10119933 FOR INFORMATION ON PCB HOLE DIAMETERS AND PLATING OPTIONS
- 10 - THIS PRODUCT MEETS THE EUROPEAN UNION DIRECTIVES & OTHER COUNTRY REGULATIONS AS DESCRIBED IN GS-47-0004.
- ⑪ - REFER TO ROUTING GUIDE GS-20-0511 FOR RECOMMENDATIONS ON OPTIMIZATION OF FOOTPRINT AND TRACE ROUTING LAYOUT.
- 12 - THE HOUSING WILL WITHSTAND EXPOSURE TO 260° C PEAK TEMPERATURE FOR 10-30 SECONDS IN A CONVECTION, INFRA-RED OR VAPOR PHASE REFLOW OVEN.
- ⑬ - THE ADVANCED MATE HEADER, 10128351-2YYLF, WHEN MATED WITH AN ADVANCED MATE RECEPTACLE WILL PROVIDE 2 PAIRS OF MATING CONTACTS THAT MATE 0.75MM BEFORE THE REMAINDER OF THE SIGNAL AND GROUND CONTACTS.
- ⑭ - THE SHORT DETECT HEADER, 10128351-3YYLF, WHEN MATED WITH A STANDARD MATE RECEPTACLE WILL PROVIDE 1 PAIR OF MATING CONTACTS THAT MATE 1.00 MM AFTER THE REMAINDER OF THE SIGNAL AND GROUND CONTACTS.
- ⑮ - THE ADVANCED MATE/SHORT DETECT HEADER, 10128351-4YYLF, WHEN MATED WITH AN ADVANCED MATE RECEPTACLE, WILL PROVIDE 2 PAIRS OF MATING CONTACTS THAT MATE 0.75 MM BEFORE THE REMAINDER OF THE SIGNAL AND GROUND CONTACTS AND 1 PAIR OF MATING CONTACTS THAT MATE 1.00 MM AFTER THE REMAINDER OF THE SIGNAL AND GROUND CONTACTS.
- ⑯ - FOR CONNECTORS WITH EITHER A RIGHT OR LEFT GUIDE MODULE, ONE PHILLIPS PAN HEAD M2 HOLD DOWN SCREW MUST BE USED TO SECURE GUIDE PIN/CONNECTOR TO THE PCB. THE SCREW LENGTH SHALL BE 2.0 - 6.0mm PLUS THE THICKNESS OF THE BOARD. SCREW IS NOT PROVIDED WITH CONNECTOR.
- ⑰ - LEFT / RIGHT INTEGRATED GUIDE ORIENTATION IS DETERMINED BY THE LOCATION OF THE GUIDE FEATURES WHEN LOOKING AT THE MATING FACE OF THE RIGHT ANGLE RECEPTACLE. THE LEFT / RIGHT DESIGNATION OF THE MATING HEADER IS DEFINED BY THE RIGHT ANGLE RECEPTACLE THAT IT MATES WITH ( i. e. A RIGHT GUIDE VERTICAL HEADER MATES WITH A RIGHT GUIDE RIGHT ANGLE RECEPTACLE. )
- ⑱ - ALL GROUND CONTACTS WITHIN A COLUMN ARE COMMONED.

spec ref	SEE NOTES	dr	Heaven Cen	2014/01/08	projection	MM	size	A2	scale	2:1	
tolerance std	TOLERANCES UNLESS OTHERWISE SPECIFIED	eng	Peng-Bing Fu	2017/12/27		← →	ecn no	ELX-DG-28887-1			
ASME Y14.5M		chr	Justin Chen	2017/12/27			rel level	Released			
surface	linear	appr	Heaven Cen	2018/01/05	product family	ExaMAX	cat. no.	10128351		rev	B
	angular	Amphenol FCI		title		ExaMAX VERTICAL HEADER ASS'Y, 6 PAIR, 120 POS, 6 IMLA		Product - Customer Drw		sheet 11 of 11	