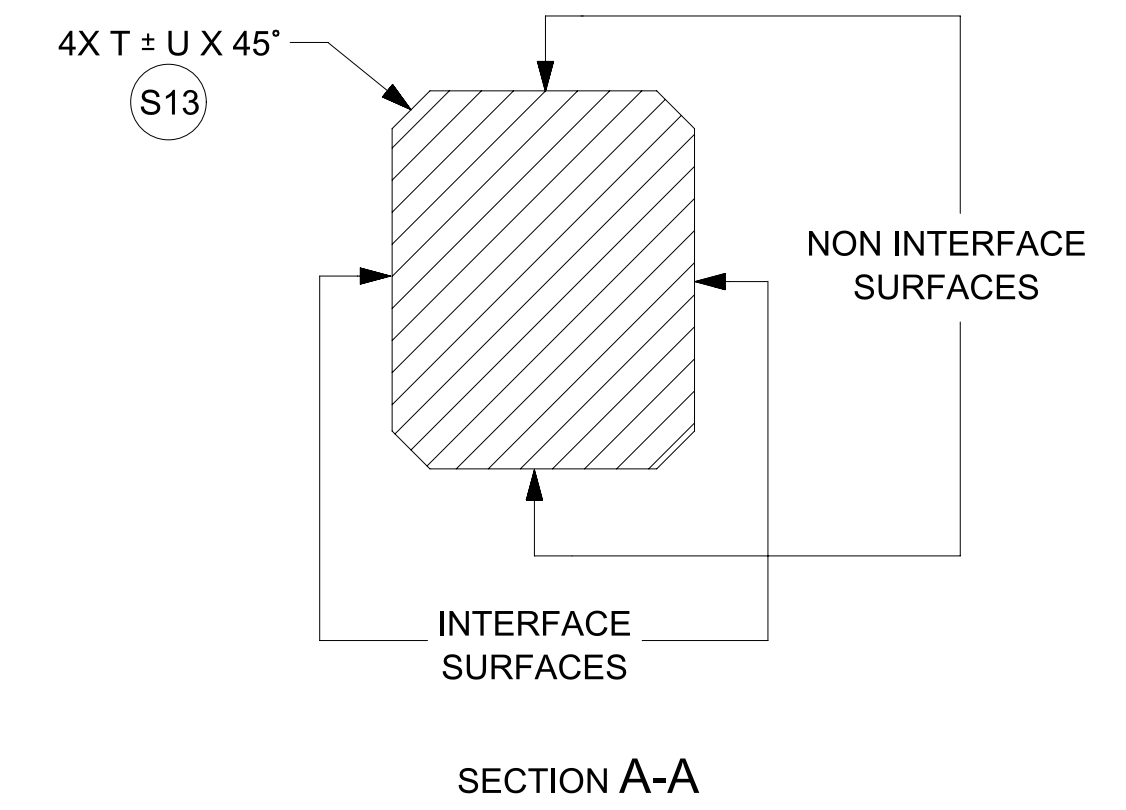
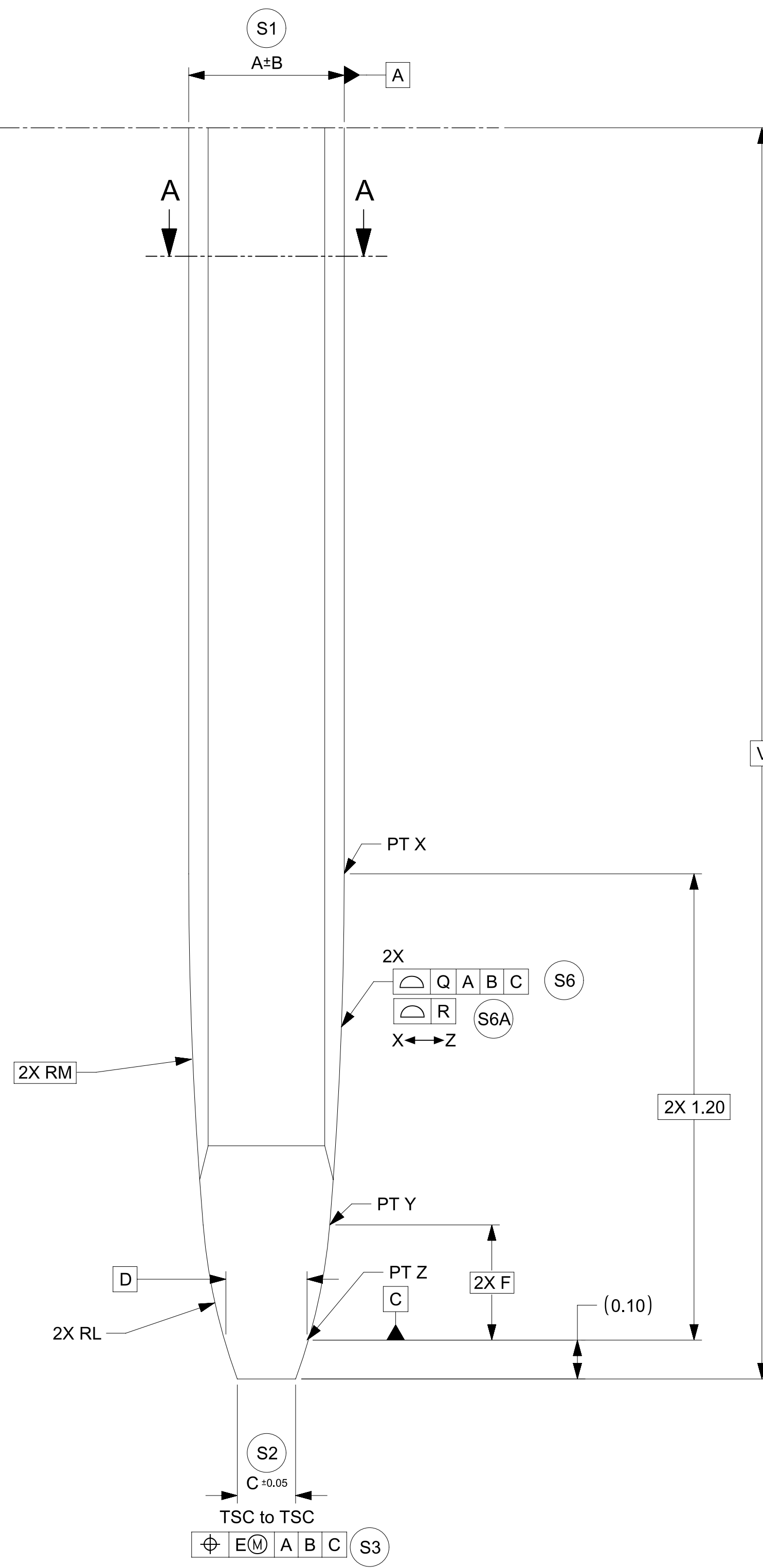


GEOMETRY & PLATING ABOVE THE LINE IS NOT CONTROLLED BY THIS DOCUMENT

SCALE 100:1



SECTION A-A

TABLE 1			DRAWING DIMENSIONS																		
Model NO.	Description	Application	A	B	C	D	E	F	G	H	J	L	M	N	P	Q	R	T	U	V	W
34735-0004_FM_000	0.50mm BLADE	HEADER	0.40	0.015	0.15	0.216	0.05	0.296	0.50	0.03	0.05	1.5	11	0.20	0.50	0.10	0.06	0.05	0.03	4.0 MIN	0.08
34735-0001_FM_000	0.64mm BLADE - NORMAL THICKNESS	HEADER	0.64	0.03	0.25	0.356	0.10	0.285	0.64	0.03	0.05	1	7	0.25	0.55	0.10	0.06	0.05	0.03	5.5 MIN	0.08
34735-0002_FM_000	0.64mm BLADE - REDUCED THICKNESS	HEADER	0.625	0.015	0.234	0.341	0.10	0.285	0.64	0.03	0.05	1	7	0.25	0.55	0.10	0.06	0.05	0.03	5.5 MIN	0.08
34735-0006_FM_000	1.20mm BLADE	HEADER	0.60	0.015	0.21	0.316	0.10	0.285	1.00	0.05	0.05	1	7	0.59	0.55	0.10	0.06	0.05	0.03	5.5 MIN	0.13
34735-0003_FM_000	1.50mm BLADE	HEADER	0.80	0.03	0.25	0.321	0.10	1.10	1.50	0.05	0.10	4.775	1.083	0.5	1.68	0.10	0.06	0.05	0.03	5.0 MIN	0.13
34735-0010_FM_000	2.8mm BLADE	HEADER	0.80	0.025	0.20	0.345	0.10	0.314	2.50	0.10	0.10	1	4	1.80	1.10	0.15	0.06	0.06	0.05	9.5 MIN	0.25
34735-0011_FM_000	6.3mm BLADE	HEADER	0.80	0.025	0.31	0.345	0.10	0.314	6.0	0.25	0.20	1	4	3.90	1.10	0.15	0.06	0.06	0.05	10.5 MIN	0.13
34735-0012_FM_000	1.20mm BLADE	INLINE	0.60	0.015	0.21	0.316	0.10	0.285	1.20	0.05	0.05	1	7	0.59	0.55	0.10	0.06	N/A	N/A	5.5 MIN	0.13

FUNCTIONAL SYMBOLS $\nabla_A = 0$ $\nabla_C = 0$ $\nabla_P = 0$ DIVISIONAL SYMBOLS	THIS DRAWING CONTAINS INFORMATION THAT IS PROPRIETARY TO MOLEX ELECTRONIC TECHNOLOGIES, LLC AND SHOULD NOT BE USED WITHOUT WRITTEN PERMISSION		CURRENT REV DESC:		<p>DESIGN STANDARD HEADER PIN & BLADE TIP GEOMETRY FOR MATING TO HARNESS TERMINALS</p> <p>PRODUCT SALES DRAWING</p>	
	DIMENSION UNITS mm SCALE 100:1	GENERAL TOLERANCES (UNLESS SPECIFIED) ANGULAR TOL ± 0.5°				PHASE: Design Production EC NO: CO-00000508 DRWN: Raghavendra MV APPR: Deepak Patil 2022-01-31 2022-02-07 2022-02-09
	4 PLACES ± 0.00000 3 PLACES ± 0.0150 2 PLACES ± 0.050 1 PLACE ± 0.10 0 PLACES ± 0.00	INITIAL REVISION: DRWN: Raghavendra MV APPR: Deepak Patil 2022-01-31 2022-02-09		DOCUMENT NUMBER 347350050		DOC TYPE DOC PART REVISION PSD 000 A21
	DRAFT WHERE APPLICABLE MUST REMAIN WITHIN DIMENSIONS	THIRD ANGLE PROJECTION 	DRAWING A1-SIZE	SERIES 34735		MATERIAL NUMBER CUSTOMER SHEET NUMBER 2 OF 2

NOTES

1. GENERAL:

- 1.1. ALL PRODUCT SPECIFICATIONS AND THEIR RELATED DOCUMENTS USING THIS FEATURE MUST REFERENCE THIS DOCUMENT AS THE CONTROLLING SPECIFICATION AND USE THE SAME BALLOON NUMBERS.
- 1.2. COMPLIANCY TO THIS DOCUMENT:
 - a) COMPLIANCY MAY BE CLAIMED BY MEETING THE REQUIREMENTS IN THIS SPECIFICATION WITH THE DEVIATION IDENTIFIED AND MAY BE REFERENCED IN OTHER DOCUMENTS (DRAWINGS, DVP&R, ETC.) AS 'CONFORMS TO MOLEX 347350050 REV X.X'.
 - b) PRODUCTS DESIGNED AFTER THE DATE OF RELEASE OF THIS DOCUMENT SHALL BE COMPLIANT TO THE CURRENT REVISION OF THIS DOCUMENT.
 - c) PRODUCTS THAT HAVE MET PREVIOUS REVISION(S) OF THIS DOCUMENT SPECIFICATION SHALL STILL BE CONSIDERED 'MOLEX STANDARDS COMPLIANT' TO THOSE REVISIONS AND DO NOT NEED TO BE RE-VALIDATED.
- 1.3. DEVIATIONS TO THIS DOCUMENT ARE ALLOWABLE UNDER THE FOLLOWING CONDITIONS:
 - a) ALL DEVIATIONS SHALL SHOW EQUAL OR BETTER PERFORMANCE (ELECTRICAL/MECHANICAL) AS REQUIRED BY VALIDATION SPECIFICATION.
 - b) EXCEPTIONS ARE CLEARLY IDENTIFIED ON THE PRODUCT SPECIFICATION.
 - c) ALL DEVIATIONS ARE APPROVED BY THE FOLLOWING INDIVIDUALS:
 - PERSON WHO HAS INTERFACE RESPONSIBILITY
 - PERSON WITH DESIGN STANDARD APPROVER AUTHORITY
 - d) ALL RECORDS OF DEVIATION APPROVALS SHALL BE INCLUDED WITH CHANGE NOTICE DOCUMENTATION.

2. DESIGN - MATERIALS:


- 2.1. BASE MATERIAL TYPE : COPPER ALLOY

3. DESIGN - GEOMETRY:

- 3.1. THE 3-D CAD DATA IS BASIC (WITHOUT TOLERANCE) AND MASTER FOR THIS PART WITH EXCEPTION TO UNDERLINED DIMENSIONS. DIMENSIONAL INFORMATION NOT SHOWN ON THIS DRAWING IS DEFINED BY THE DATA FILE AT ITS LATEST REVISION.
- 3.2. PRODUCT DESIGN MODEL NUMBER(S): SEE BOM TABLE
- 3.3. GEOMETRIC DIMENSIONS AND TOLERANCES PER ASME Y14.5-2009
- 3.4. EDGES OF UNDEFINED SHAPE PER ISO 13715.
- 3.5. DIMENSIONS AND TOLERANCES APPLY BEFORE AND AFTER PLATING.
- 3.6. GENERAL TOLERANCES: SEE TITLE BLOCK

4. DESIGN - MANUFACTURING:

- 4.1. ANY REMAINING PROCESS LUBRICANT MUST NOT VARNISH OR DEGRADE ELECTRICAL PERFORMANCE. PROCESS LUBRICANTS SHOULD BE APPROVED BY THE RESPONSIBLE ENGINEER.
- 4.2. ALLOWABLE BURR: 0.03mm MAX UNLESS OTHERWISE SPECIFIED
- 4.3. FOR UNPLATES BLADES - TOOLING MARKS SPANNING ACROSS OR ALONG THE INTERFACING PROFILE OF THE BLADE SHOULD BE FURTHER INSPECTED. A TOOLING MARK DEEPER THAN 1 MICRON SHOULD NOT BE ACCEPTED.



SCALE 50:1

0.5 MM PIN VIEW SHOWN FOR REPRESENTATION PURPOSES ONLY

THIS DRAWING CONTAINS INFORMATION THAT IS PROPRIETARY TO MOLEX ELECTRONIC TECHNOLOGIES, LLC AND SHOULD NOT BE USED WITHOUT WRITTEN PERMISSION									
FUNCTIONAL SYMBOLS	DIMENSION UNITS	SCALE	CURRENT REV DESC:						
$\frac{F}{A} = 0$	mm	50:1	PHASE: Design Production						
$\frac{F}{C} = 0$	GENERAL TOLERANCES (UNLESS SPECIFIED)		EC NO: CO-00000508						
$\frac{F}{P} = 0$	ANGULAR TOL $\pm 0.5^\circ$		DRWN: Raghavendra MV 2022-01-31						
DIVISIONAL SYMBOLS	4 PLACES	± 0.00000	CHK'D: Nathan Song 2022-02-07						
	3 PLACES	± 0.0150	APPR: Deepak Patil 2022-02-09						
	2 PLACES	± 0.050	INITIAL REVISION:						
	1 PLACE	± 0.10	DRWN: Raghavendra MV 2022-01-31						
	0 PLACES	± 0.00	APPR: Deepak Patil 2022-02-09						
DRAFT WHERE APPLICABLE MUST REMAIN WITHIN DIMENSIONS			THIRD ANGLE PROJECTION	DRAWING	SERIES	DOCUMENT NUMBER			
				A1-SIZE	34735	347350050			
						DOC TYPE	DOC PART	REVISION	
						PSD	000	A21	
						PRODUCT SALES DRAWING			
						DESIGN STANDARD HEADER PIN & BLADE TIP GEOMETRY FOR MATING TO HARNESS TERMINALS			
						1 OF 2			

TABLE OF CONTENTS	
SHEET NO.	SHEET DESCRIPTION
1	NOTES AND PART NUMBER CHART
2	KEY CONFIGURATIONS
3	RECEPTACLE CONNECTOR ASSEMBLY

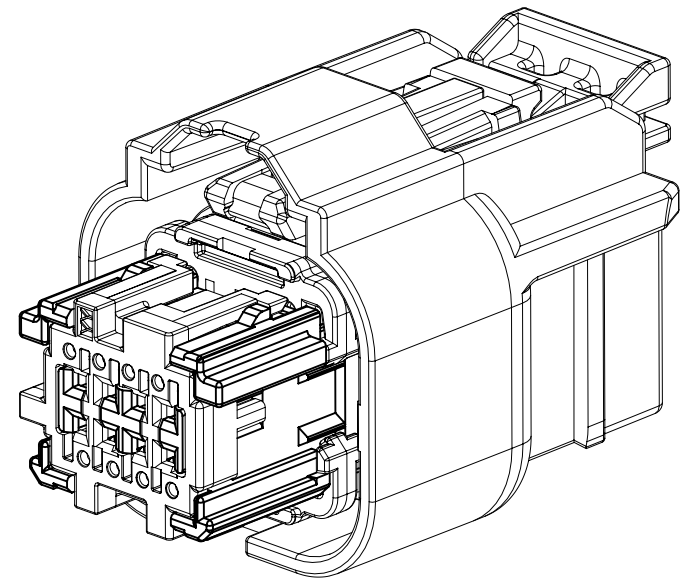
NOTES: VALID UNLESS OTHERWISE SPECIFIED

1. GENERAL:
 - a. APPLICATION SPECIFICATION SEE: AS-34894-0001
-CONTAINS: PRODUCT INTRODUCTION, PRODUCT SUMMARY, CONNECTOR ASSEMBLY, PACKAGING INFORMATION, CONNECTOR MATING, SERVICE INSTRUCTIONS, ELECTRICAL CONTINUITY CHECKING, CRIMPING, AND TROUBLESHOOTING.
 - b. PRODUCT SPECIFICATION SEE: 349670001 PS
-CONTAINS: PRODUCT INTRODUCTION, PRODUCT SUMMARY, RATINGS (CURRENT, TEMPERATURE, SEALING, AND FLAMMABILITY), AND PRODUCT VALIDATION.
 - c. FOR TERMINALS TO BE USED WITH THIS ASSEMBLY SEE MOLEX DRAWING 349050400 PSD.
 - d. DESIGNED TO MATE WITH DEVICE INTERFACE AS SPECIFIED IN PART NUMBER AND INTERFACE CHART. SEE MOLEX DRAWING 348950800 PSD FOR INTERFACE SPECIFICATION.
 - e. ASSEMBLY SHIPPED WITH ISL IN PRE-LOCK POSITION (SEE ISL PRE-LOCK VIEW SHEET 3).
 - f. PACKAGING SPECIFICATION PER MOLEX DRAWING: 348945000 PDD
 - g. PARTS MUST BE IN COMPLIANCE TO MOLEX CHEMICAL SUBSTANCES FOR PRODUCTS AND PACKAGING SPECIFICATION: 2014040014
 - h. DATA MUST BE SUBMITTED UNDER THE MOLEX PART NUMBER TO IMDS (COMPANY ID#13255)

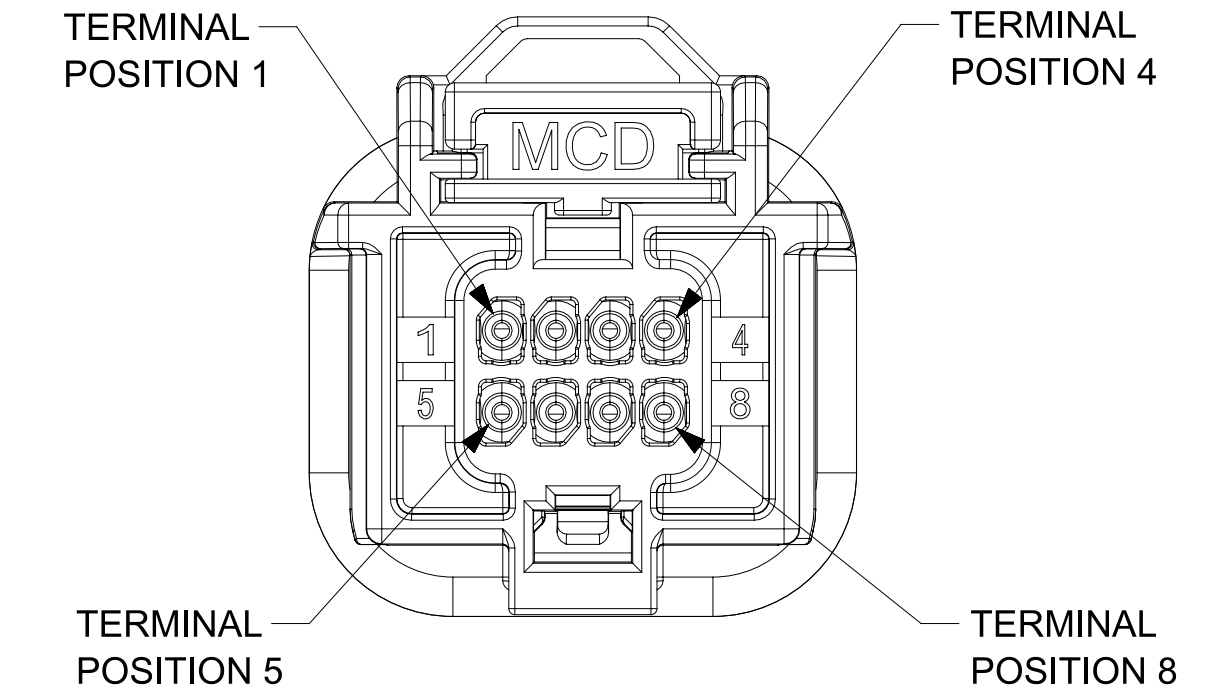
2. DESIGN - MATERIALS:
 - CONNECTOR HOUSING: NYLON GF35, BLACK
 - TERMINAL HOUSING: NYLON GF35, BLACK
 - COVER: NYLON GF35, COLOR SEE PART NUMBER CHART
 - ISL: SPS GF30, NATURAL
 - CPA: PBT GF30, RED
 - MAT SEAL: INHERENTLY LUBRICATED SILICONE
 - RING SEAL: INHERENTLY LUBRICATED SILICONE

3. DESIGN - GEOMETRY:
 - a. ALL GRAPHIC DATA IS BASIC (NO TOLERANCE) AND MUST BE TAKEN FROM THE DATA FILE AT ITS LATEST REVISION.
 - b. GEOMETRIC DIMENSIONS AND TOLERANCES PER ASME Y14.5-2009
 - c. EDGES AND UNDIMENSIONED DETAILS PER ISO13715
 - d. CORNERS SHOWN AS SHARP TO BE R 0.2 MAX.
 - e. LETTERING SHALL BE 0.15 MAX RAISED IN 0.25 MAX RECESS PAD.
THIS INCLUDES RECYCLING CODE, CAVITY ID, VENDOR IDENTIFICATION, AND CUSTOMER MATERIAL NUMBER.
 - f. VISUAL DEFECTS SHALL MEET COSMETIC STANDARD PS-45499-002 (Class B).
 - g. PARTS ARE LASER MARKED WITH PART NUMBER AND DATE CODE.

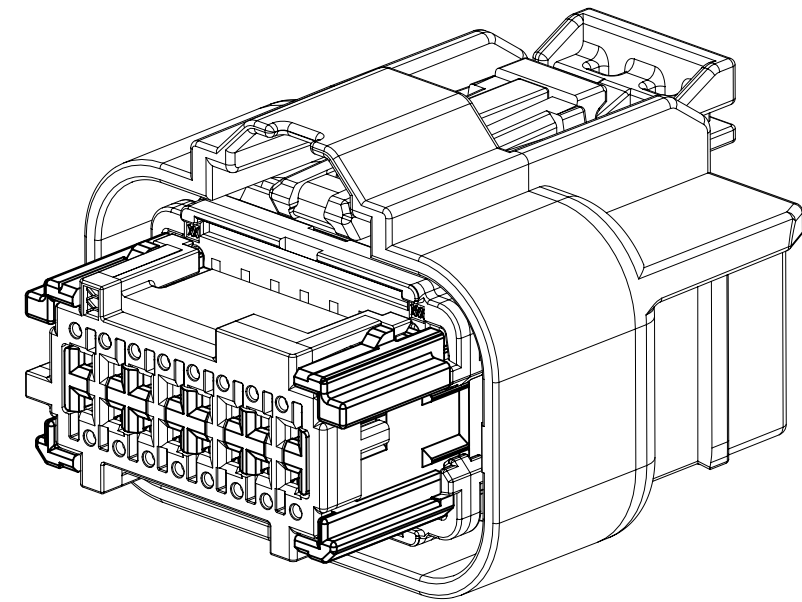
PART NUMBER AND MATING INTERFACE CHART					
CIRCUIT SIZE	PART NUMBER	KEY	COVER COLOR	CPA INCLUDED	INTERFACE MODEL NUMBER
2X4	34894-4001	A	BLACK	YES	348954805
	34894-4002	B	LIGHT GRAY	YES	348954806
	34894-4003	C	DARK GRAY	YES	348954807
	34894-4004	D	STONE GRAY	YES	348954808
	34894-4009	A	BLACK	NO	348954805
	34894-4010	B	LIGHT GRAY	NO	348954806
	34894-4011	C	DARK GRAY	NO	348954807
2X8	34894-4012	D	STONE GRAY	NO	348954808
	34894-8001	A	BLACK	YES	348958801
	34894-8002	B	LIGHT GRAY	YES	348958802
	34894-8003	C	DARK GRAY	YES	348958803
	34894-8004	D	STONE GRAY	YES	348958804
	34894-8009	A	BLACK	NO	348958801
	34894-8010	B	LIGHT GRAY	NO	348958802
34894-8011	C	DARK GRAY	NO	348958803	
34894-8012	D	STONE GRAY	NO	348958804	



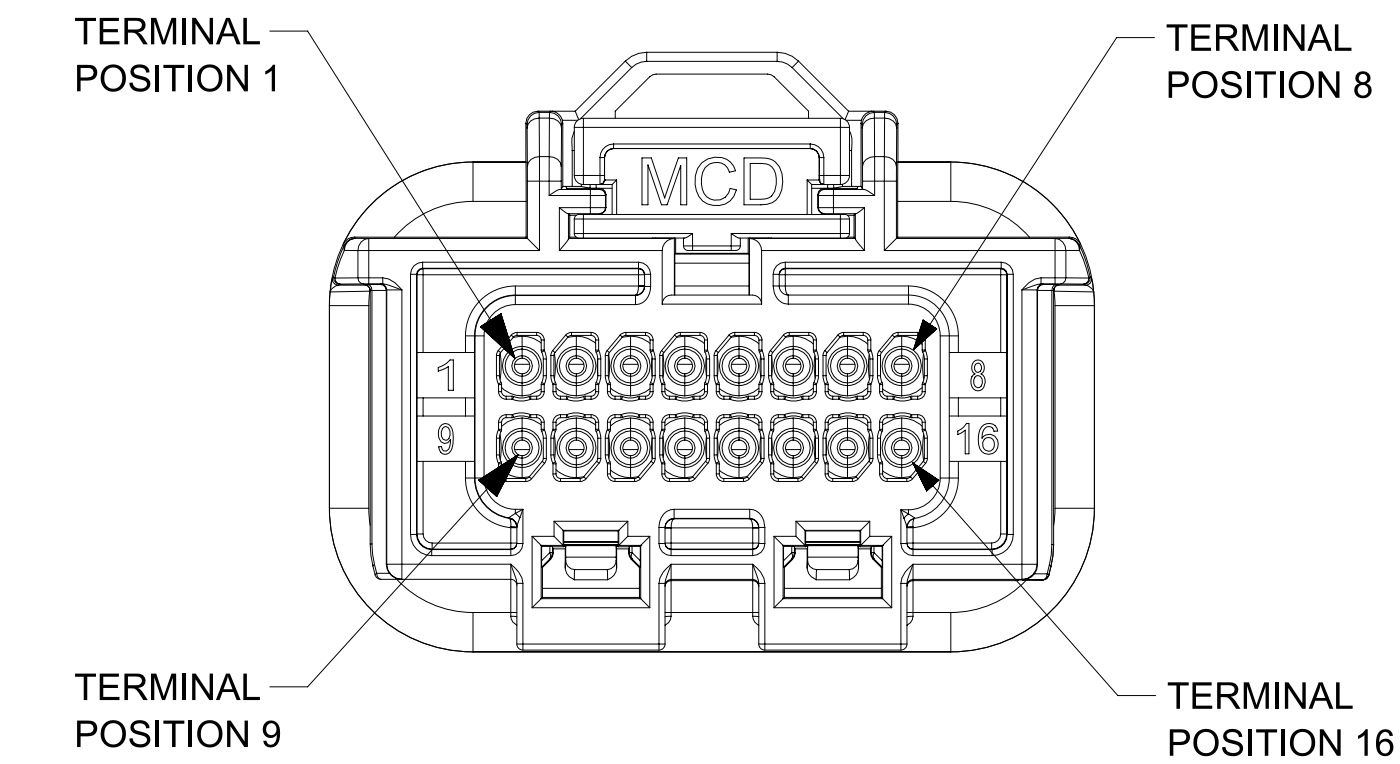
2X4



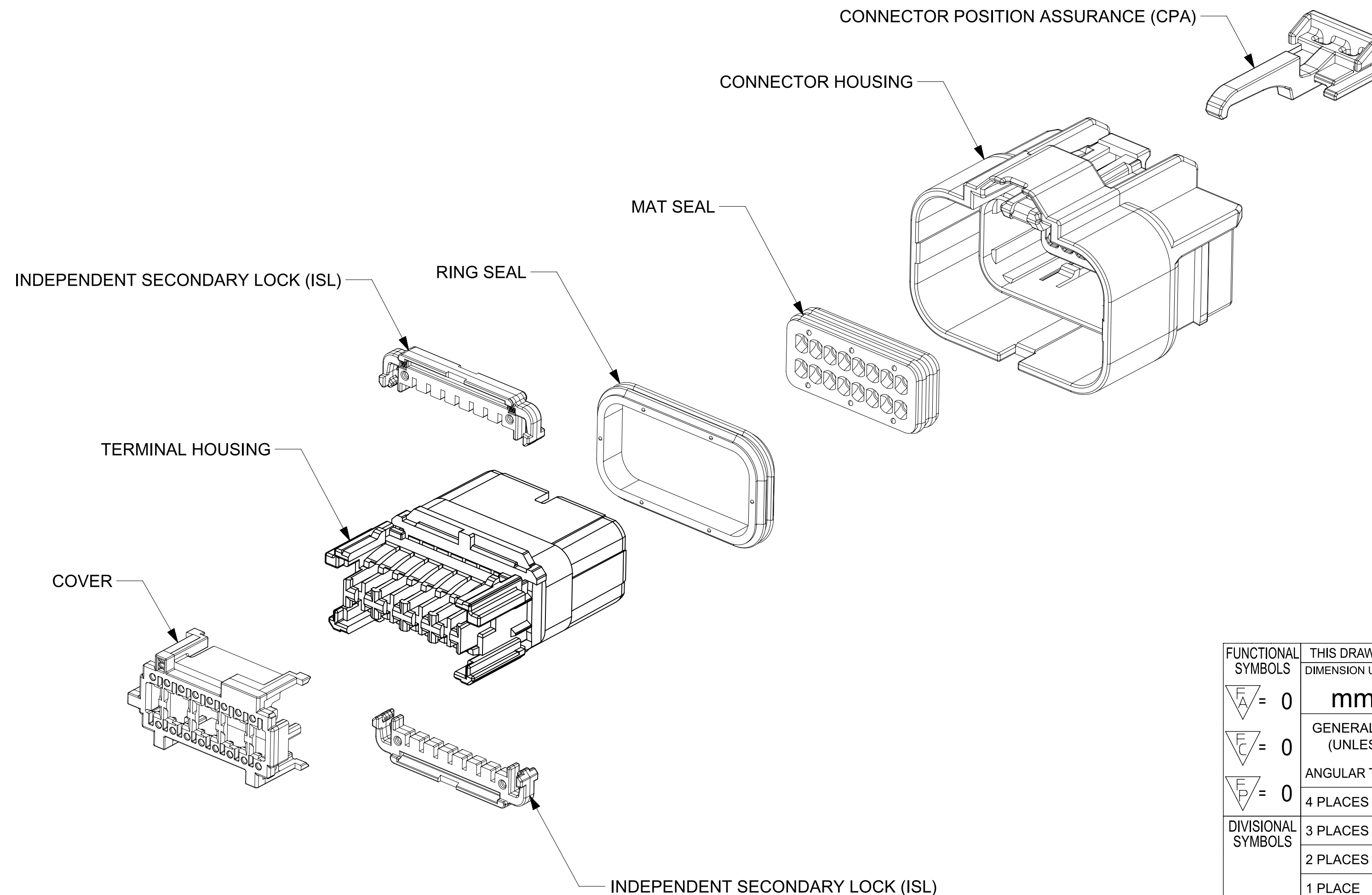
2X4



2X8



2X8

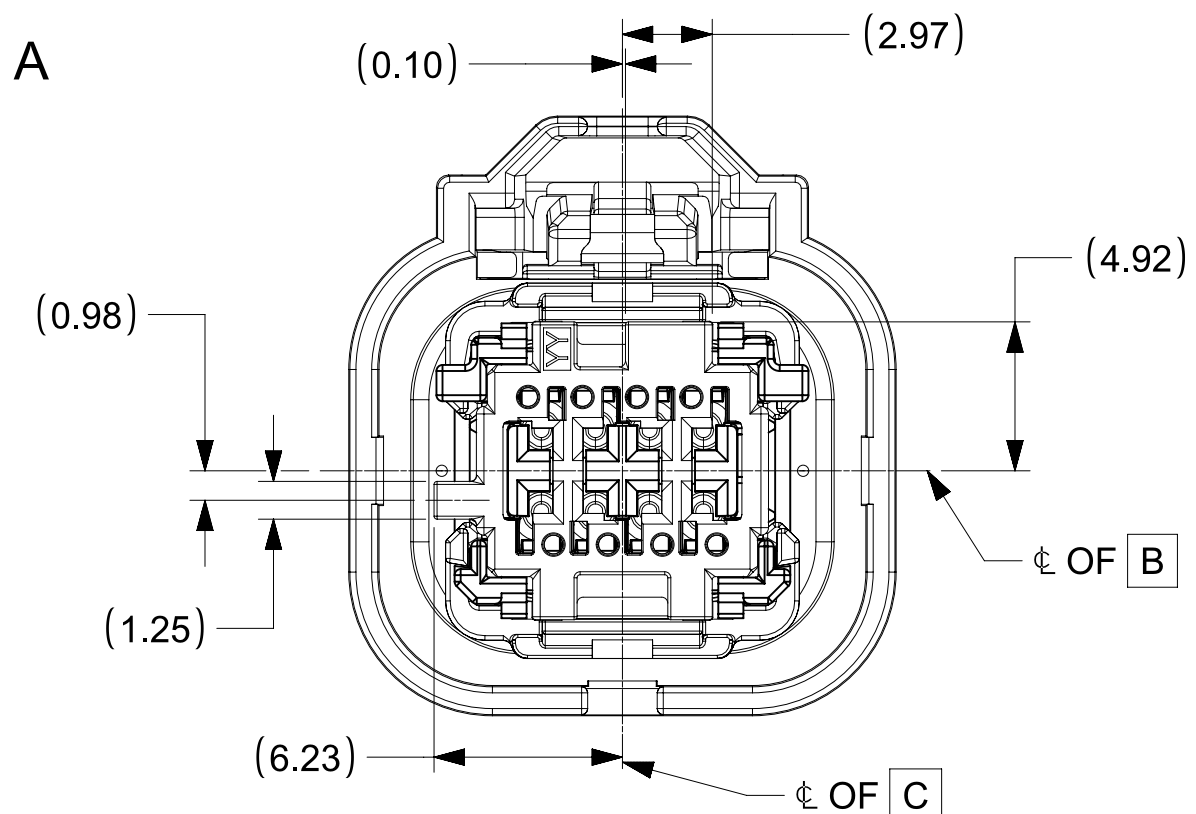


FUNCTIONAL SYMBOLS $\frac{F}{A} = 0$ $\frac{F}{C} = 0$ $\frac{F}{P} = 0$ DIVISIONAL SYMBOLS	THIS DRAWING CONTAINS INFORMATION THAT IS PROPRIETARY TO MOLEX ELECTRONIC TECHNOLOGIES, LLC AND SHOULD NOT BE USED WITHOUT WRITTEN PERMISSION		CURRENT REV DESC: UPDATED 2X4 INTERFACE MODEL NUMBERS		
	DIMENSION UNITS	SCALE	PHASE: Design Production		
	mm	3:1	CO NO: CO-000001789		
	GENERAL TOLERANCES (UNLESS SPECIFIED)		DRWN: Michael Li 2022-11-29		
ANGULAR TOL ± 0.5°		CHK'D: Michael Li 2022-12-02		PRODUCT SALES DRAWING	
4 PLACES ±		APPR: Mike Vanslambrouck 2022-12-15		DOCUMENT NUMBER	
3 PLACES ±		INITIAL REVISION:		DOC TYPE DOC PART REVISION	
2 PLACES ±		DRWN: KBORUSZEWSKI		348940001 PSD 000 A6	
1 PLACE ±		APPR:		MATERIAL NUMBER CUSTOMER	
0 PLACES ±		THIRD ANGLE PROJECTION		SEE CHART	
DRAFT WHERE APPLICABLE MUST REMAIN WITHIN DIMENSIONS		DRAWING		SHEET NUMBER	
		A1-SIZE		1 OF 3	
		SERIES			
		34894			

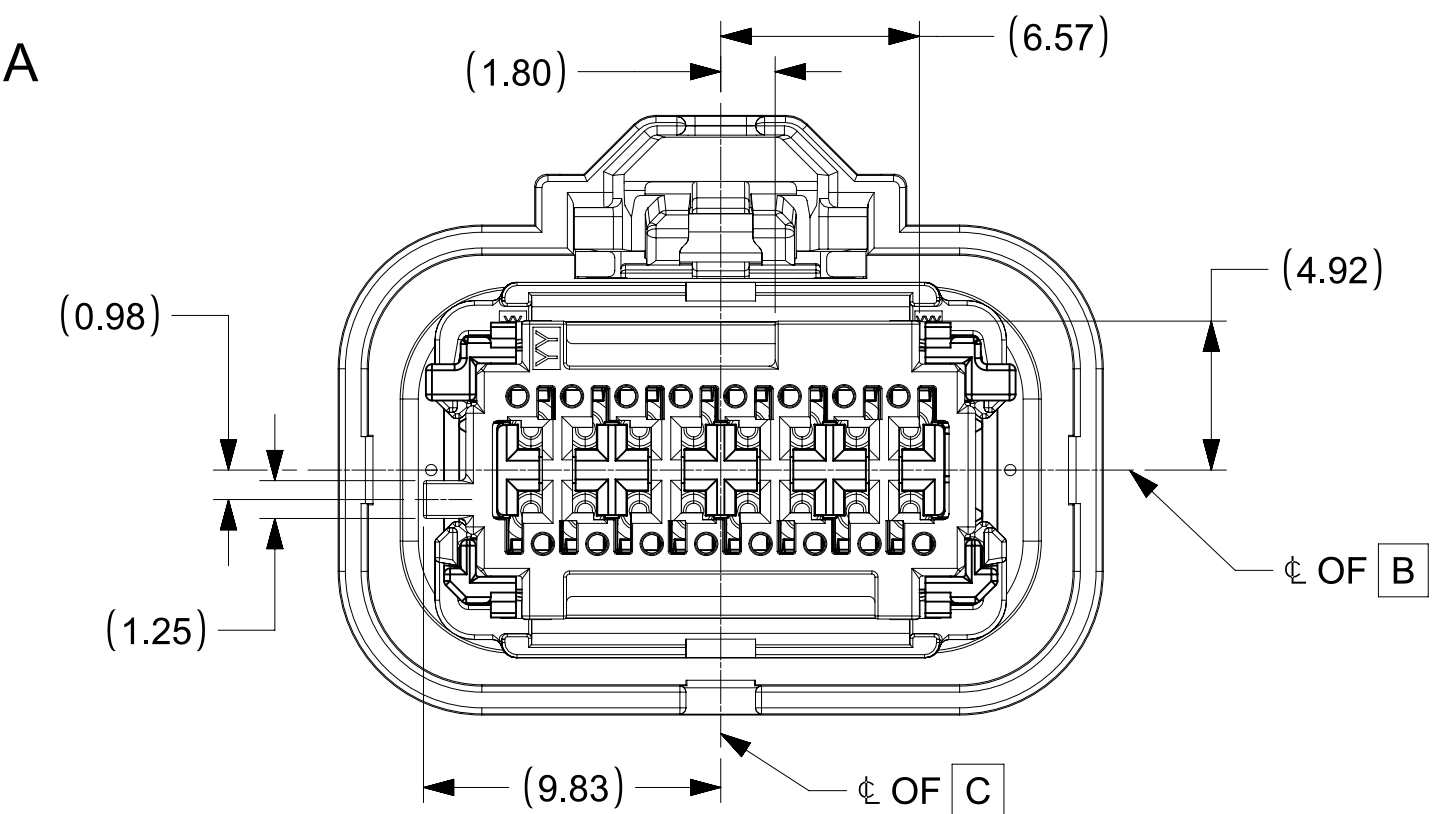
2X4

2X8

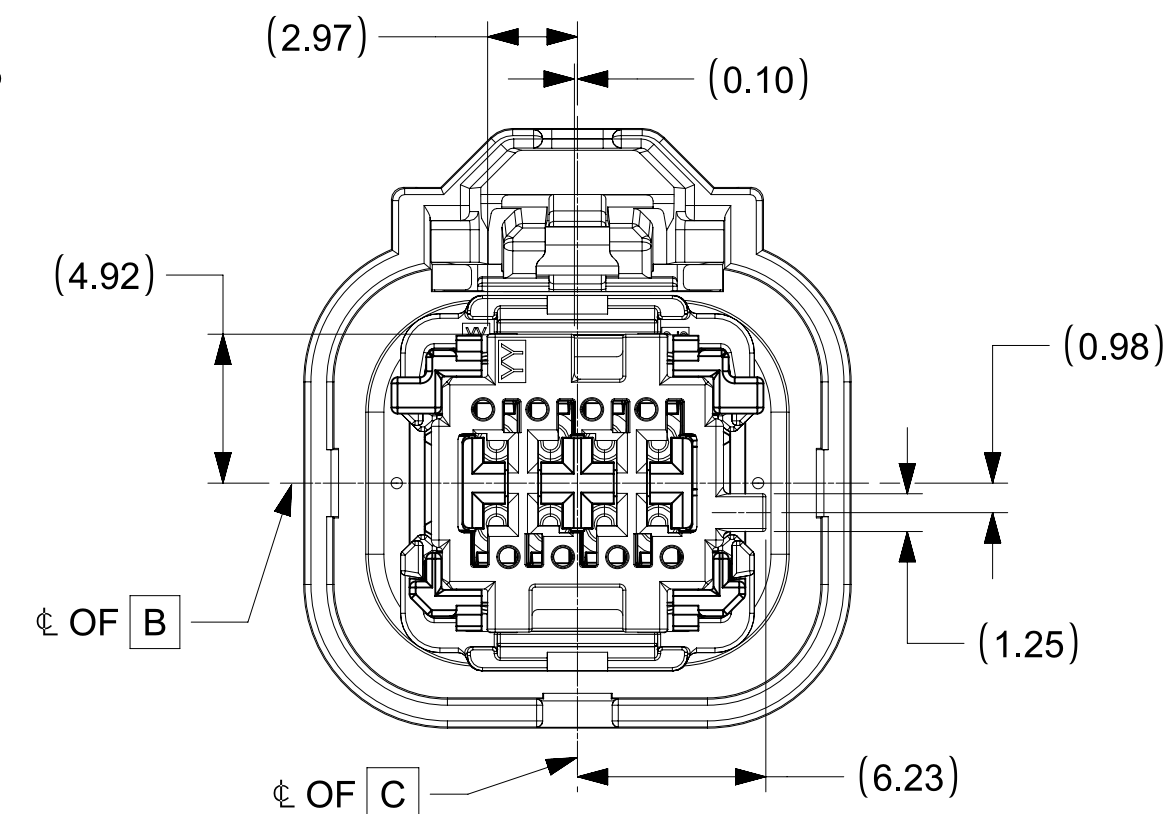
KEY A



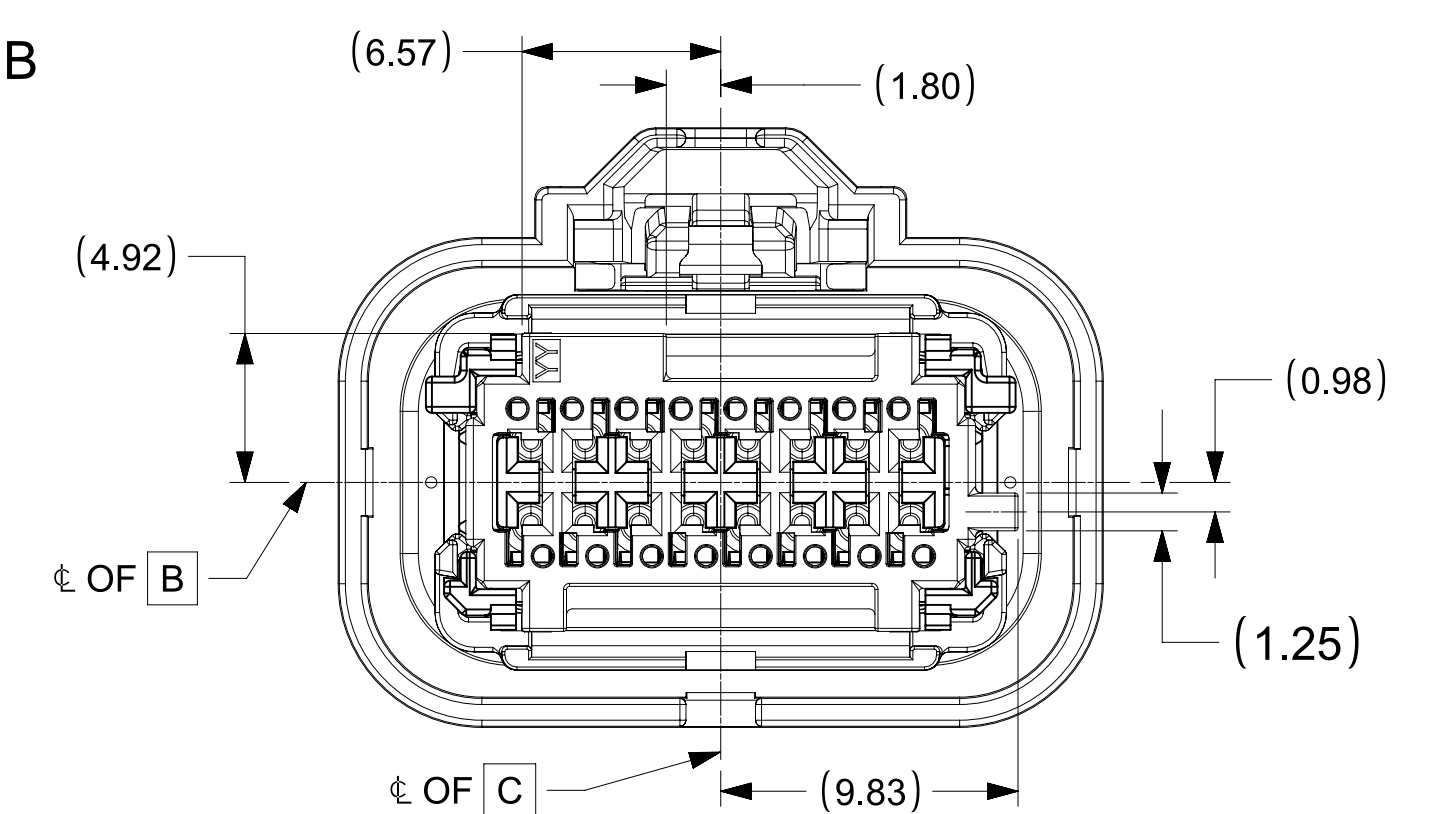
KEY A



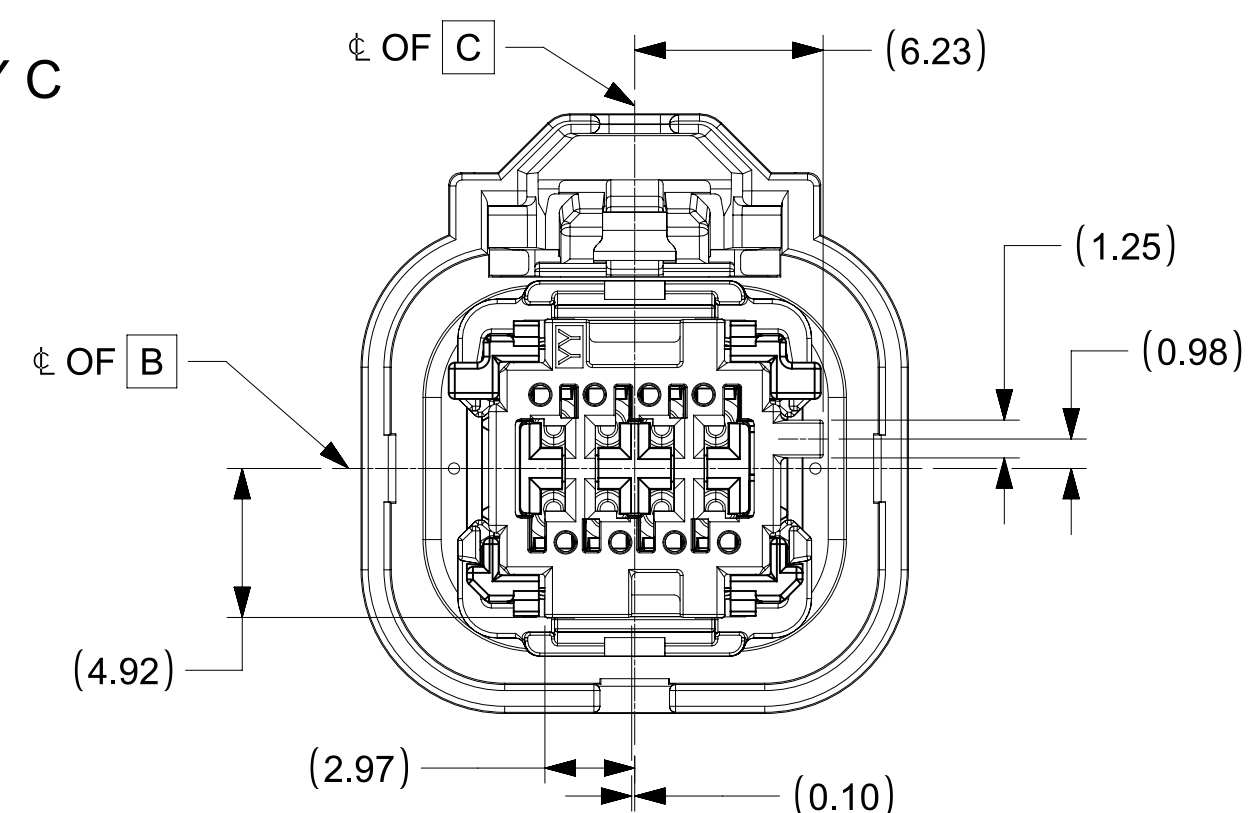
KEY B



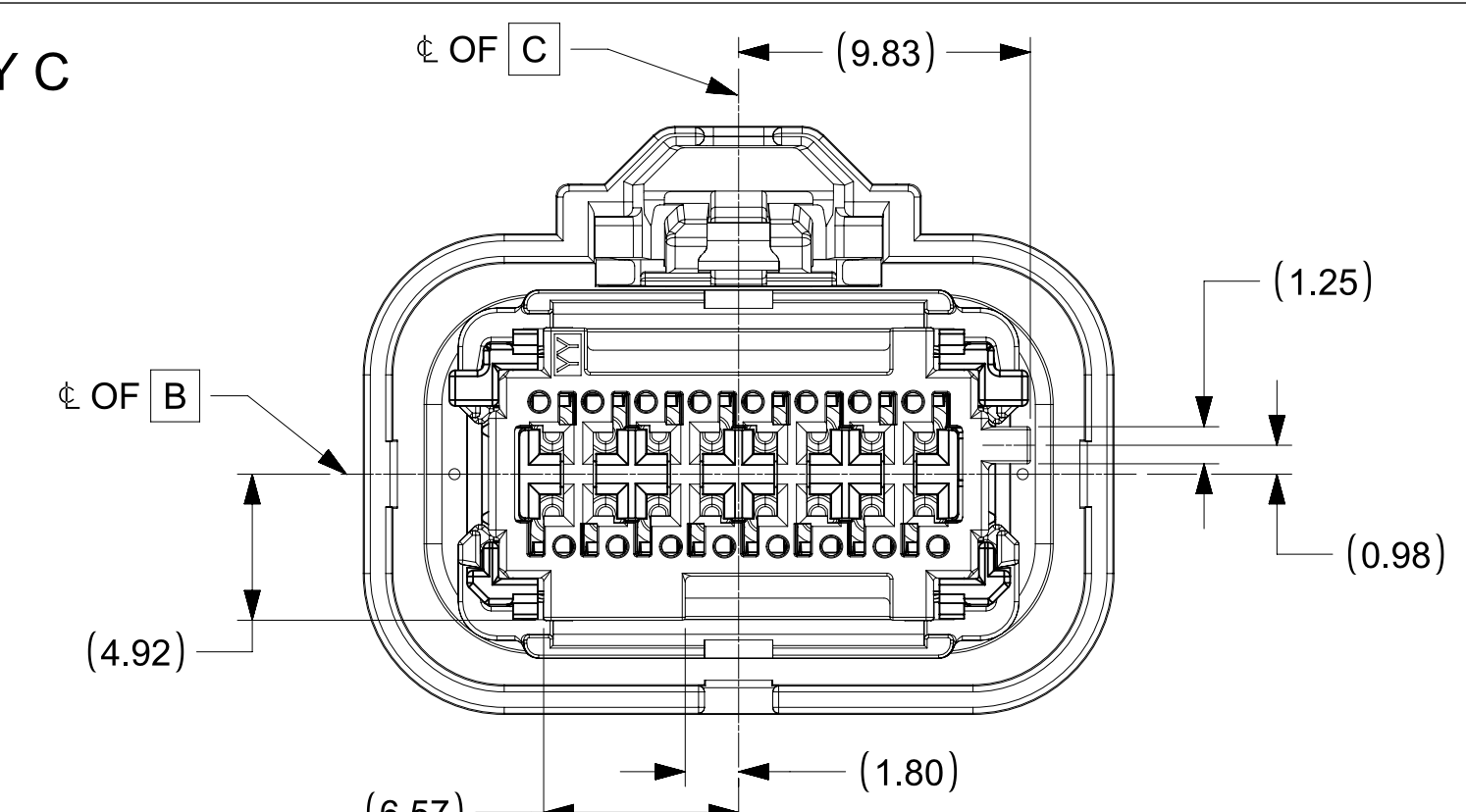
KEY B



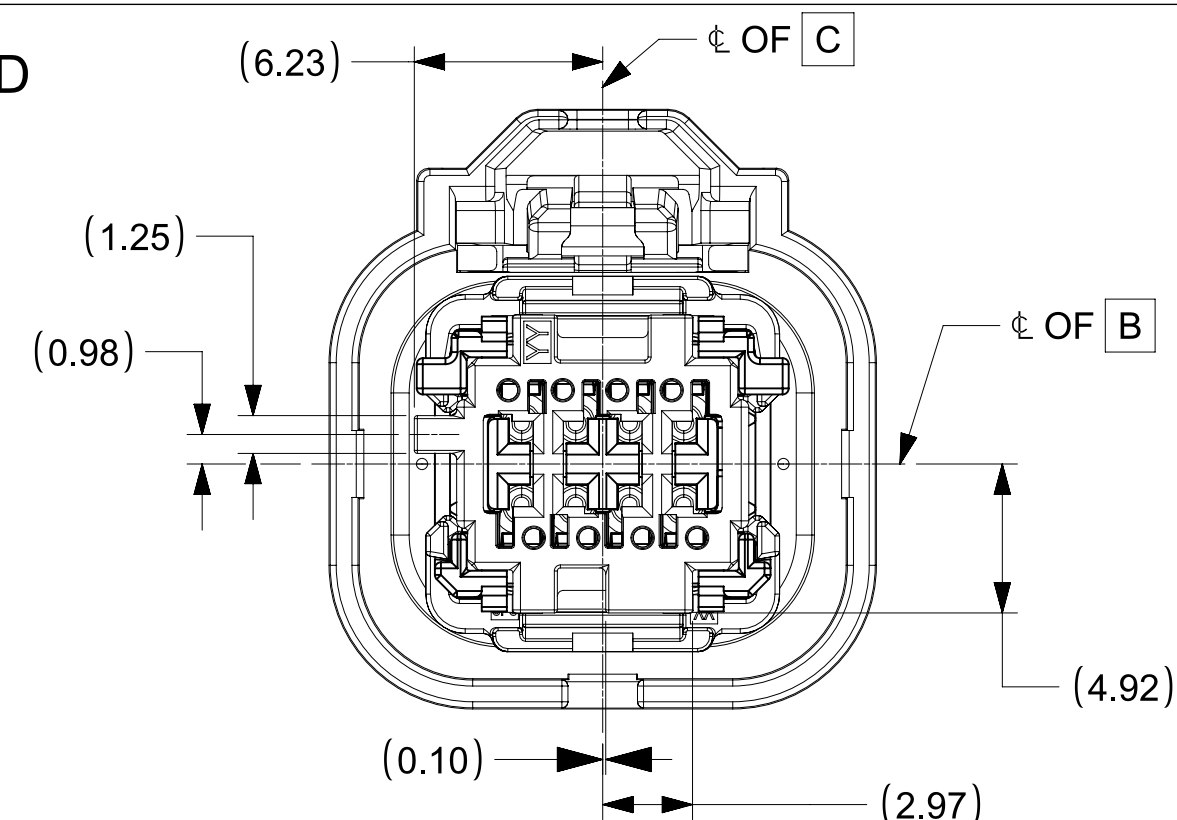
KEY C



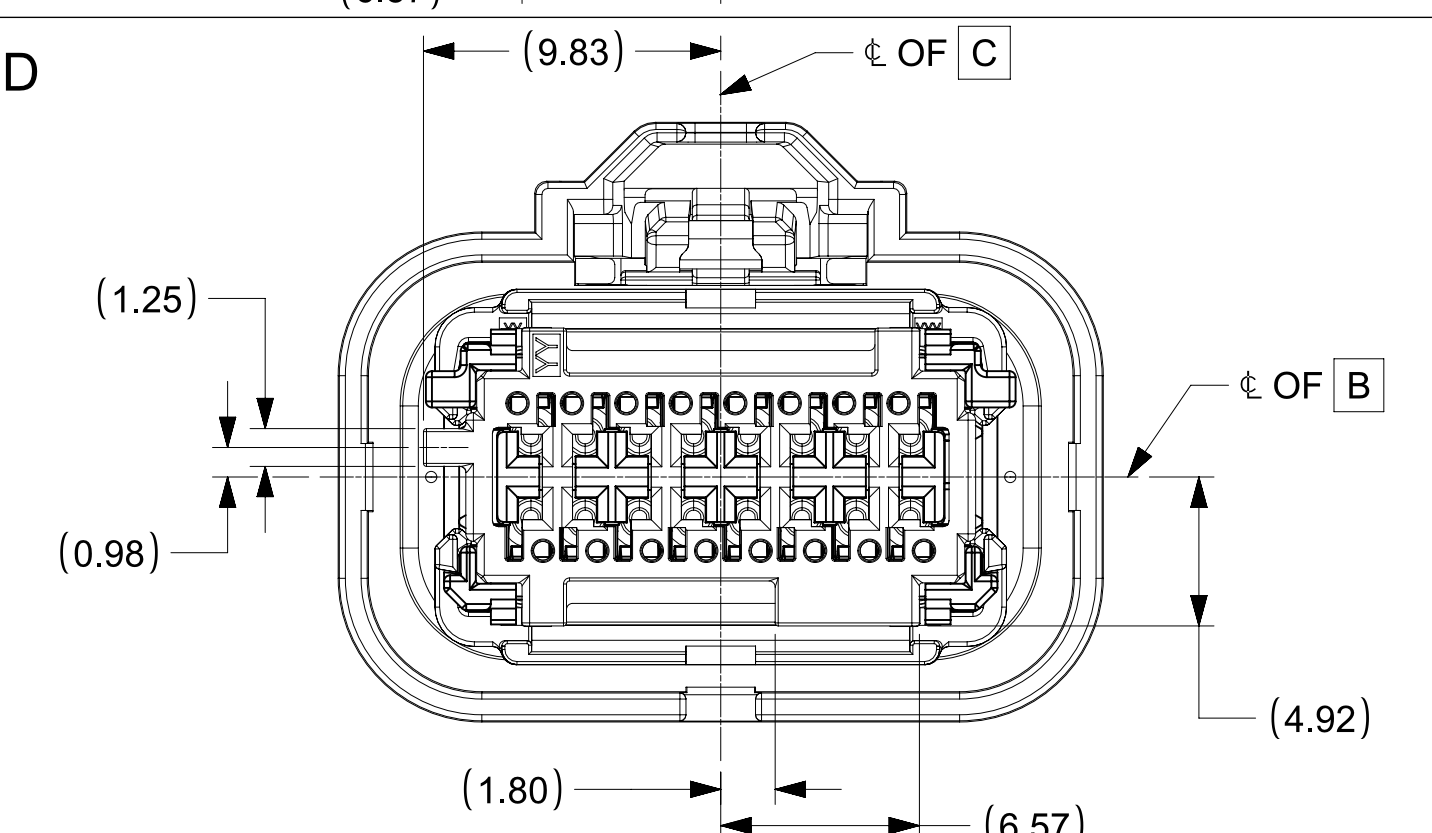
KEY C



KEY D



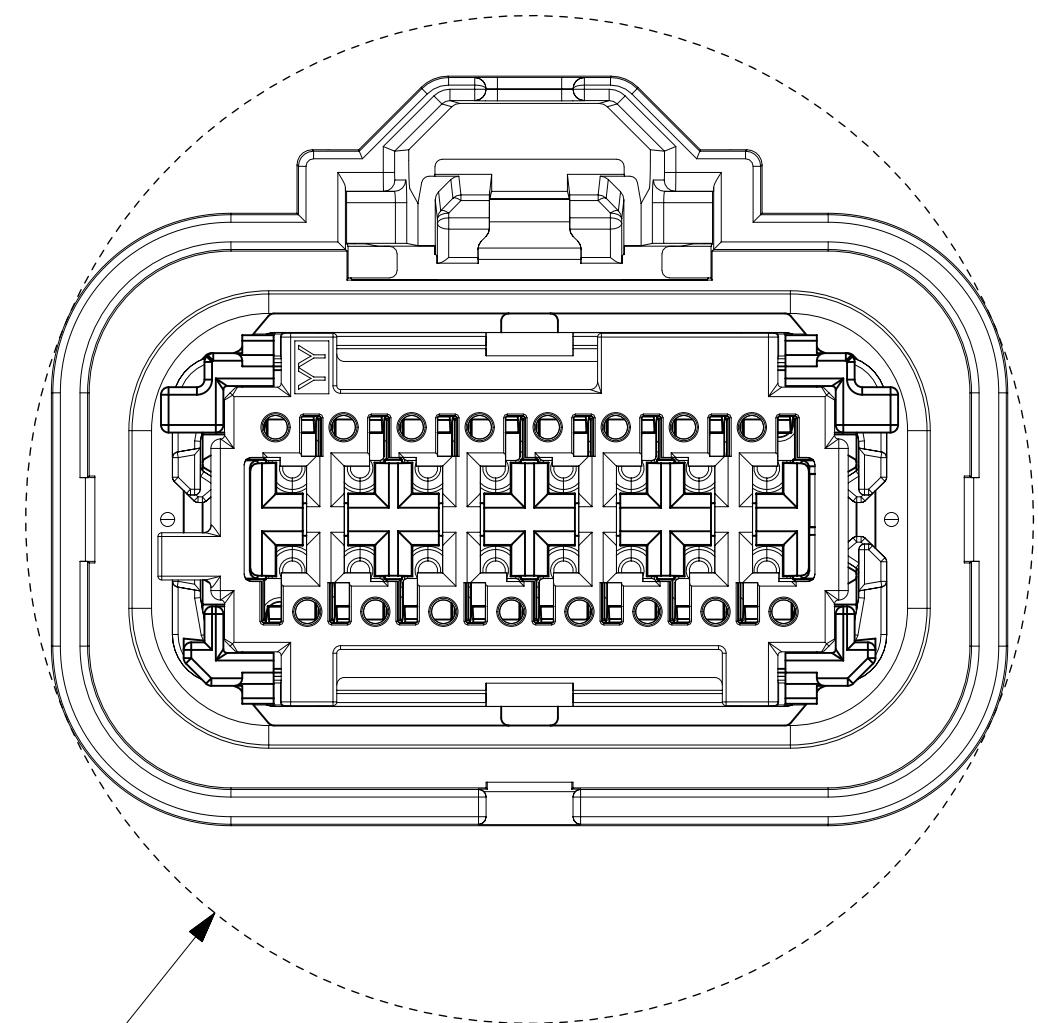
KEY D



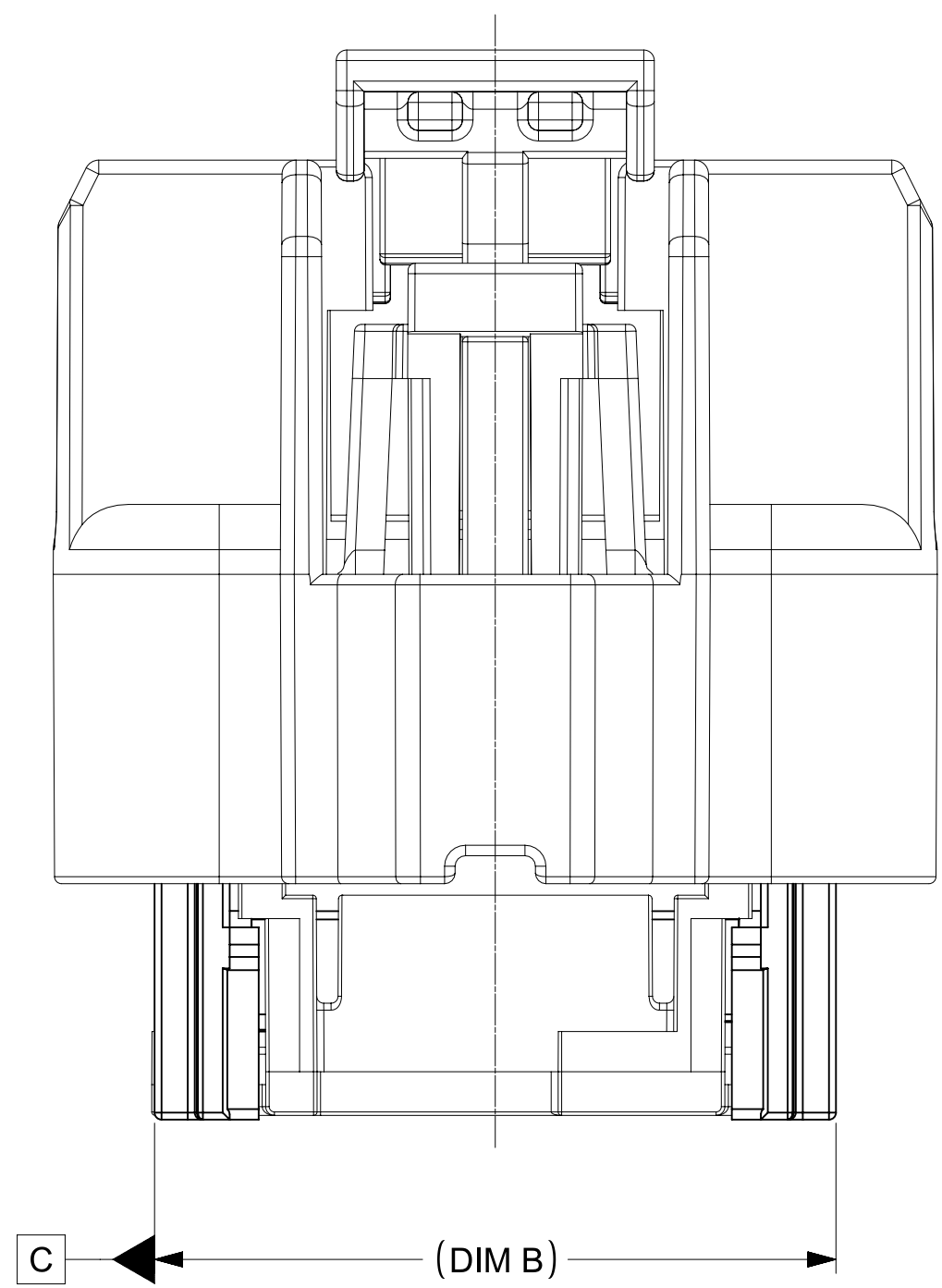
<p>FUNCTIONAL SYMBOLS</p> <p>$\frac{E}{A} = 0$</p> <p>$\frac{E}{C} = 0$</p> <p>$\frac{E}{P} = 0$</p> <p>DIVISIONAL SYMBOLS</p>	THIS DRAWING CONTAINS INFORMATION THAT IS PROPRIETARY TO MOLEX ELECTRONIC TECHNOLOGIES, LLC AND SHOULD NOT BE USED WITHOUT WRITTEN PERMISSION		CURRENT REV DESC: UPDATED 2X4 INTERFACE MODEL NUMBERS		<p>molex</p> <p>MINI50 SEALED RECEPTACLE ASSEMBLY DUAL ROW</p> <p>PRODUCT SALES DRAWING</p>	
	DIMENSION UNITS	SCALE	PHASE: Design Production			DOCUMENT NUMBER
	mm	4:1	CO NO: CO-000001789			DOC TYPE DOC PART REVISION
	GENERAL TOLERANCES (UNLESS SPECIFIED)		DRWN: Michael Li			348940001
ANGULAR TOL ± 0.5°		2022-11-29		PSD 000 A6		
4 PLACES ±		2022-12-02				
3 PLACES ±		2022-12-15				
2 PLACES ±		INITIAL REVISION:				
1 PLACE ±		DRWN: KBORUSZEWSKI				
0 PLACES ±		APPR:				
DRAFT WHERE APPLICABLE MUST REMAIN WITHIN DIMENSIONS		THIRD ANGLE PROJECTION	DRAWING	SERIES	MATERIAL NUMBER	
			A1-SIZE	34894	SEE CHART	
					CUSTOMER	
					SHEET NUMBER	
					2 OF 3	

SHEET DESCRIPTION
RECEPTACLE CONNECTOR ASSEMBLY

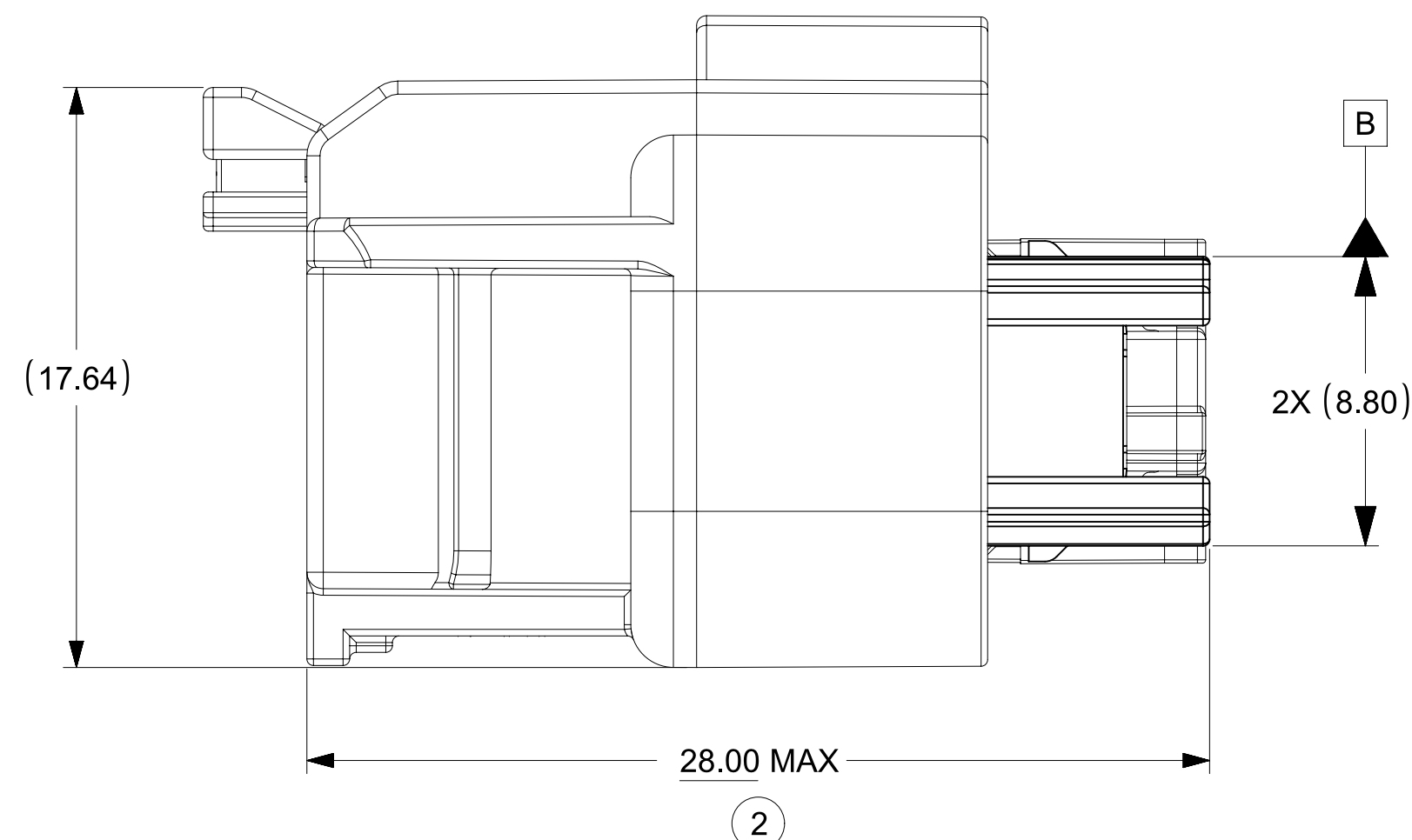
DESCRIPTION	CHARTED DIMENSION DIMENSIONS				
	A	B	C	D	E
2X4	22.82	12.30	2.70	9.40	18.10
2X8	27.66	19.50	6.30	13.00	25.30



①
Ø DIM A
MIN. PASS-THRU



C ← (DIM B) →



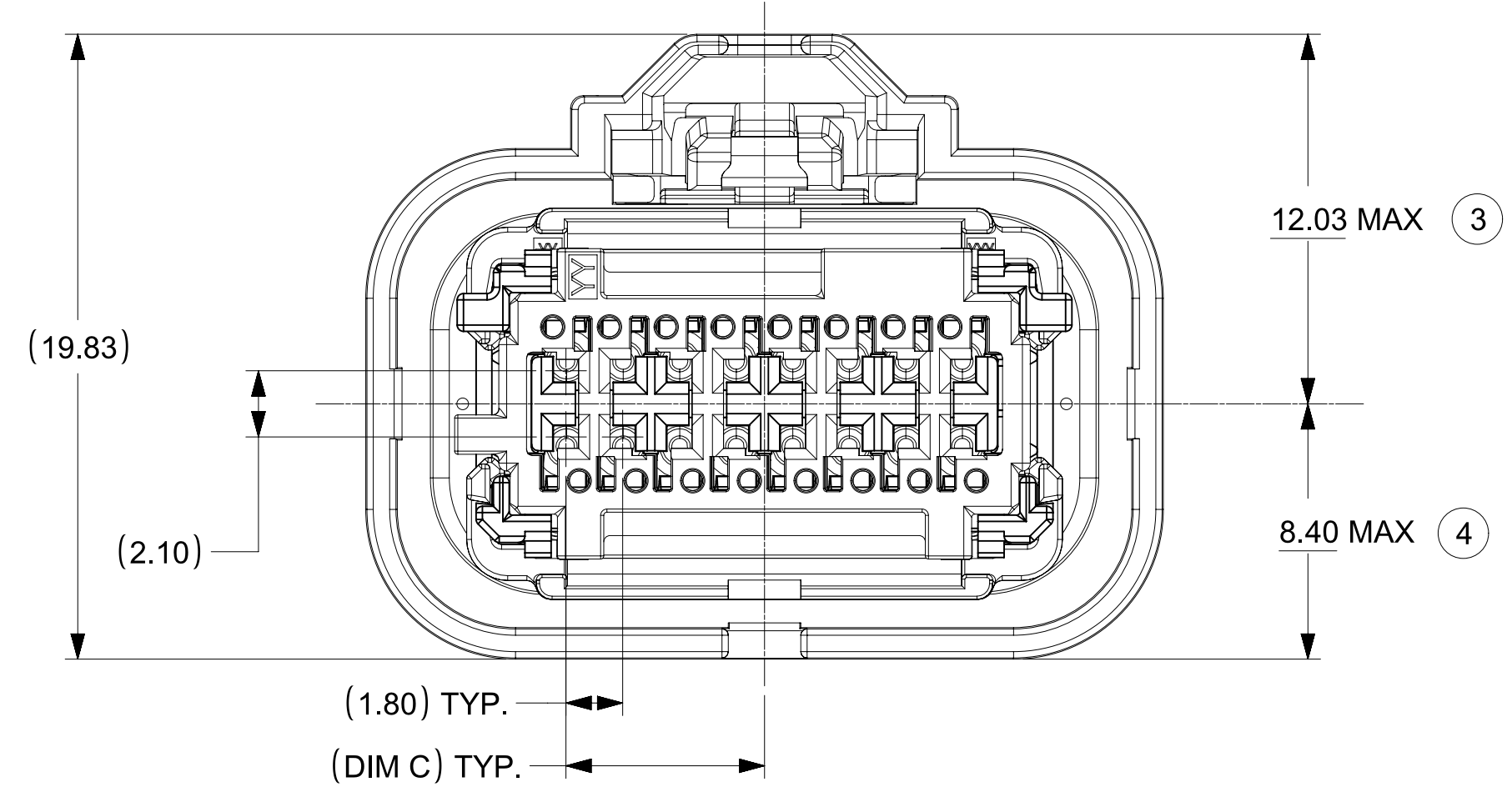
(17.64)

B

2X (8.80)

28.00 MAX

②

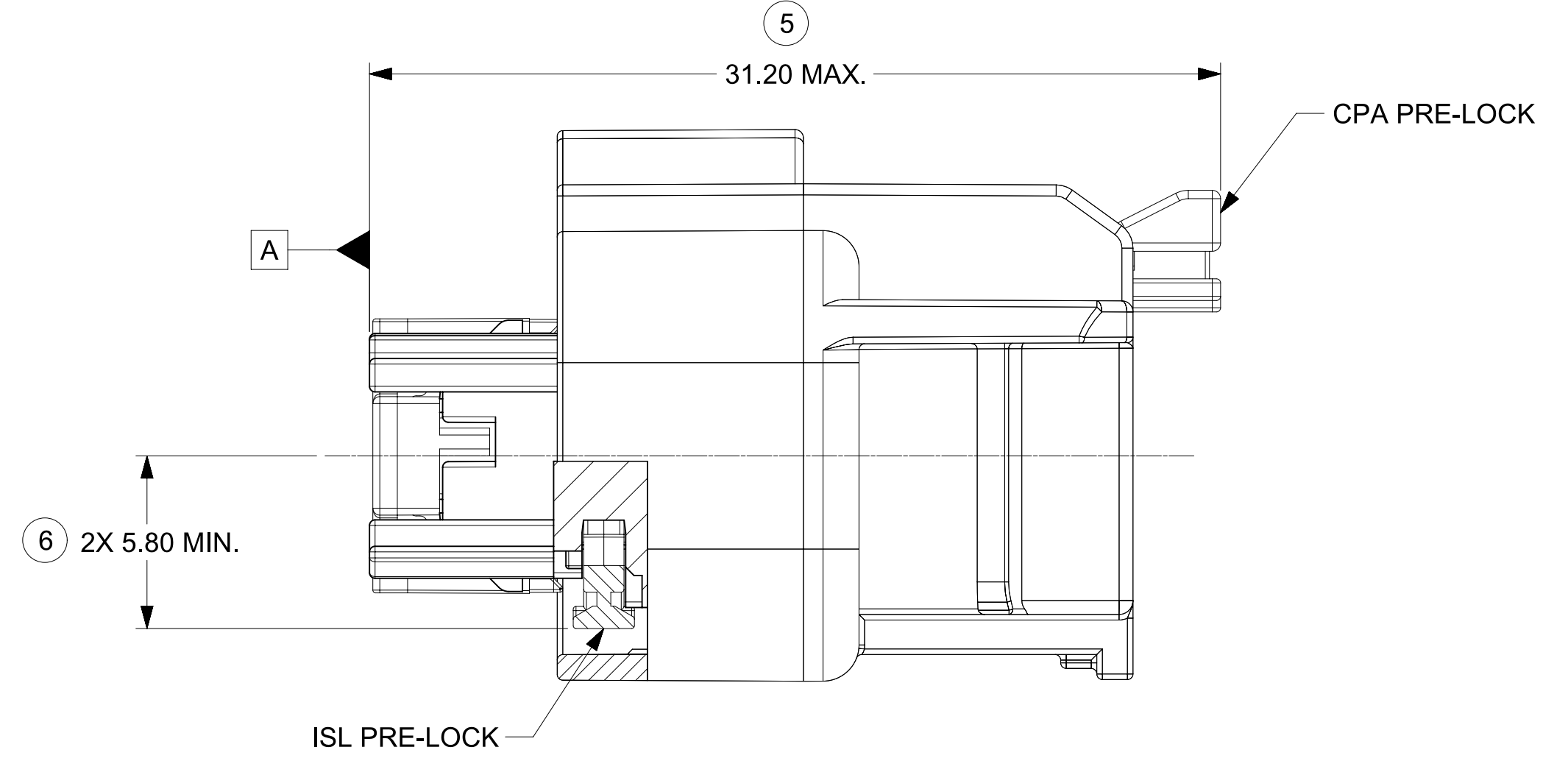


12.03 MAX ③

8.40 MAX ④

(1.80) TYP.

(DIM C) TYP.



⑤

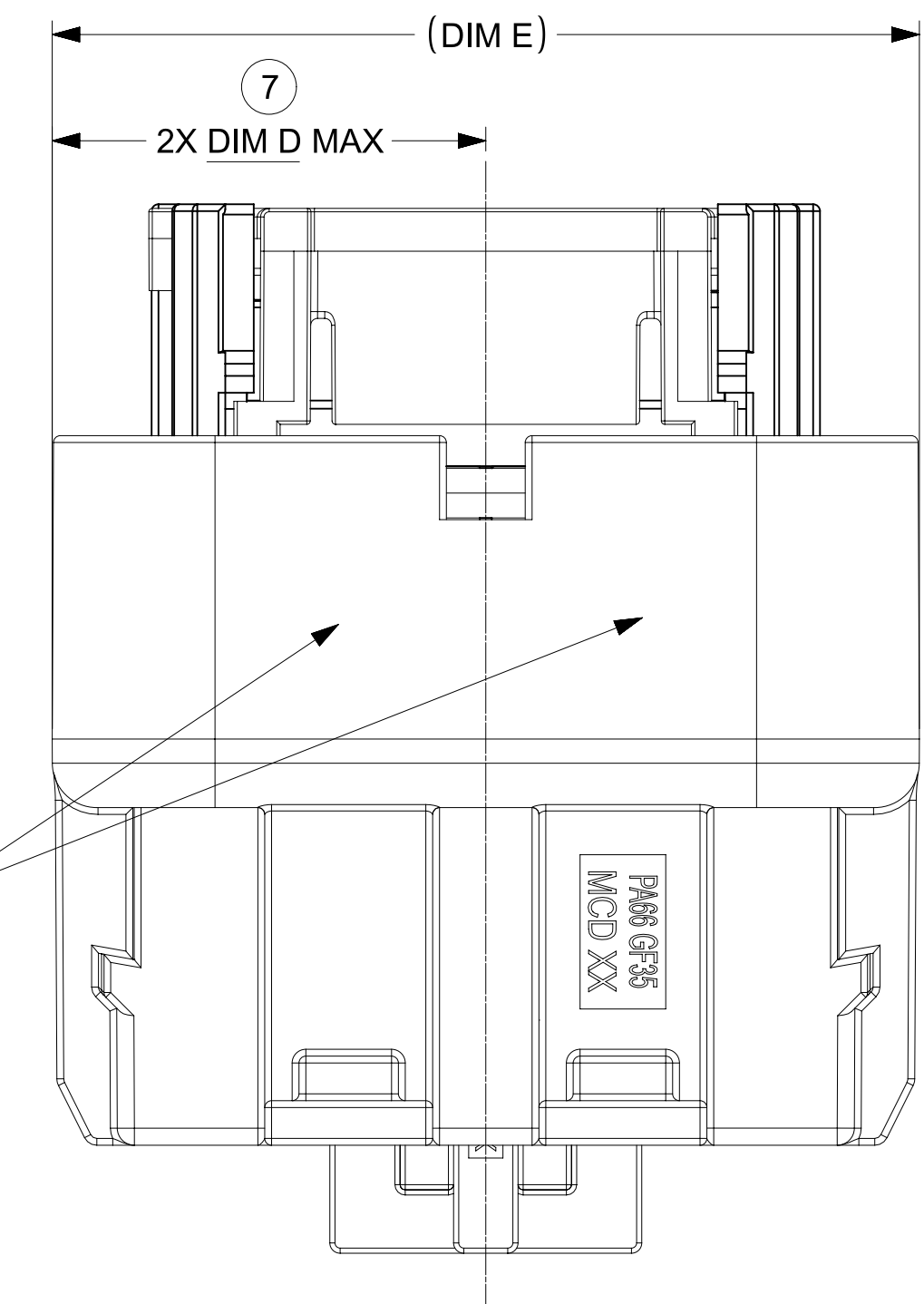
31.20 MAX.

CPA PRE-LOCK

A

⑥ 2X 5.80 MIN.

ISL PRE-LOCK



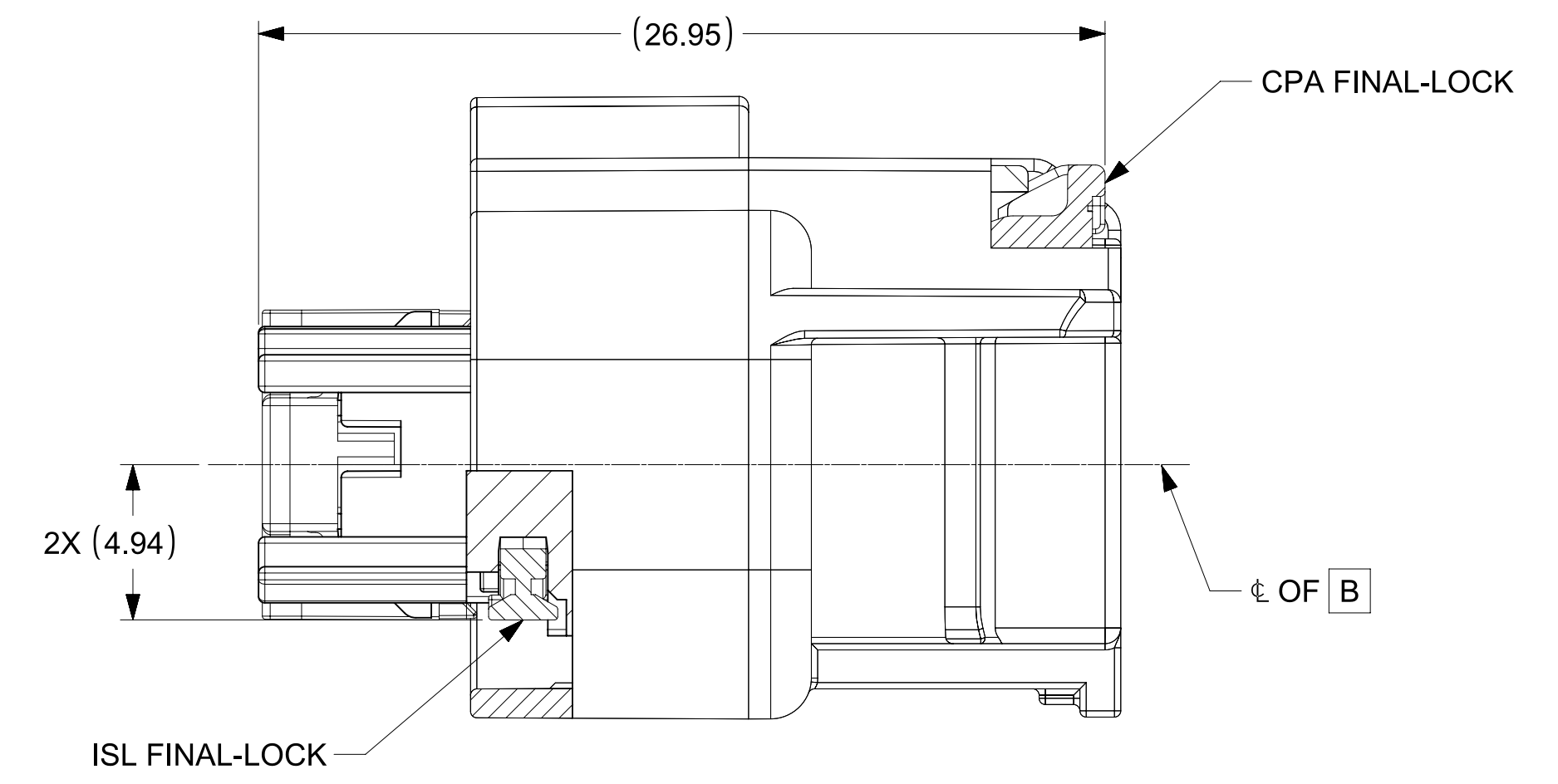
(DIM E)

⑦

2X DIM D MAX

LASER MARKING:
PART # & DATE CODE
SEE NOTE 3g.

PH08 0830
MCD 00



(26.95)

CPA FINAL-LOCK

2X (4.94)

ISL FINAL-LOCK

t OF B

FUNCTIONAL SYMBOLS	THIS DRAWING CONTAINS INFORMATION THAT IS PROPRIETARY TO MOLEX ELECTRONIC TECHNOLOGIES, LLC AND SHOULD NOT BE USED WITHOUT WRITTEN PERMISSION		CURRENT REV DESC: UPDATED 2X4 INTERFACE MODEL NUMBERS	
	FA = 0	mm	SCALE	5:1
DIVISIONAL SYMBOLS	GENERAL TOLERANCES (UNLESS SPECIFIED)		PHASE: Design Production	
	FC = 0	ANGULAR TOL ± 0.5°	CO NO: CO-000001789	2022-11-29
DIVISIONAL SYMBOLS	4 PLACES ±	DRWN: Michael Li	2022-12-02	2022-12-15
	3 PLACES ±	CHK'D: Michael Li	2022-12-02	2022-12-15
	2 PLACES ±	APPR: Mike Vanslambrouck	2022-12-15	
	1 PLACE ±	INITIAL REVISION:		
	0 PLACES ±	DRWN: KBORUSZEWSKI		
		APPR:		
DRAFT WHERE APPLICABLE MUST REMAIN WITHIN DIMENSIONS		THIRD ANGLE PROJECTION	DRAWING	SERIES
			A1-SIZE	34894
		DOCUMENT NUMBER	CUSTOMER	SHEET NUMBER
		348940001	SEE CHART	3 OF 3
		DOC TYPE	DOC PART	REVISION
		PSD	000	A6

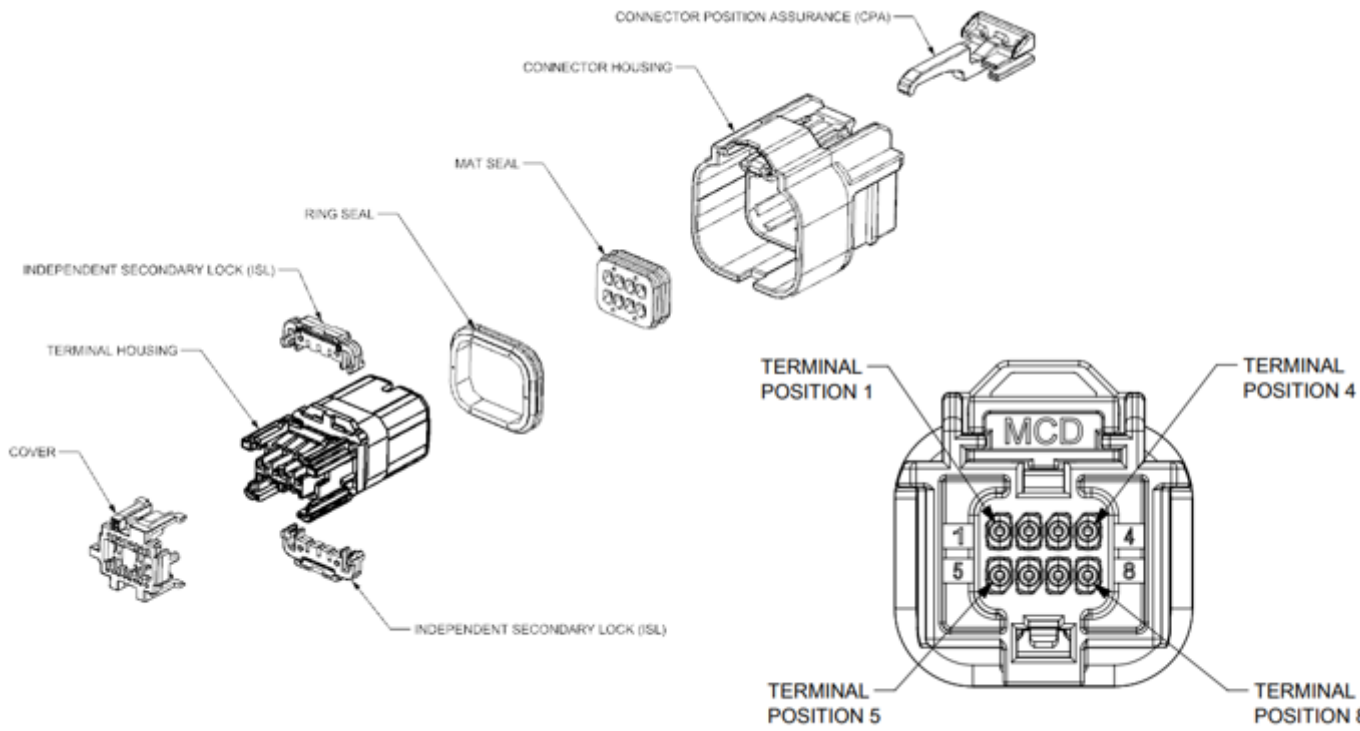
molex

MINI50 SEALED RECEPTACLE ASSEMBLY
DUAL ROW

PRODUCT SALES DRAWING

DOCUMENT NUMBER: 348940001
DOC TYPE: PSD
DOC PART: 000
REVISION: A6

MATERIAL NUMBER: SEE CHART
CUSTOMER: SEE CHART
SHEET NUMBER: 3 OF 3



ABBREVIATION	DESCRIPTION	COLOR	MATERIAL
A-BLACK	COVER KEYING OPTION A	BLACK	NYLON GF35
B-LIGHT GRAY	COVER KEYING OPTION B	LIGHT GRAY	NYLON GF35
C-DARK GRAY	COVER KEYING OPTION C	DARK GRAY	NYLON GF35
D-STONE GRAY	COVER KEYING OPTION D	STONE GRAY	NYLON GF35
C-HSG-P	CONNECTOR HOUSING PLUGGED	BLACK	NYLON GF35
C-HSG-O	CONNECTOR HOUSING OPEN	BLACK	NYLON GF35
T-HSG	TERMINAL HOUSING	BLACK	NYLON GF35
ISL	INDEPENDENT SECONDARY LOCK	NATURAL	SPS
CPA	CONNECTOR POSITION ASSURANCE	RED	PBT GF 30
M	MAT SEAL	RUST RED	INHERENTLY LUBRICATED SILICONE
R	RING SEAL	RUST RED	INHERENTLY LUBRICATED SILICONE

FOR ADDITIONAL INFORMATION SEE 348940001 PSD 000

ASSEMBLY DESCRIPTION	ASSEMBLY PART NUMBER	COMPONENT							BLOCKED TERMINALS								STATUS	COMMENT	OPTIONAL ATTACHMENTS SOLD SEPERATELY	
		THE PRESENCE OF AN ABBREVIATION INDICATES THE PRESENCE OF THAT COMPONENT							CAVITY WITH A NUMBER INDICATES BLOCKED TERMINAL POSITION CAVITY WITHOUT A NUMBER INDICATES OPEN TERMINAL POSITION										BLACKSHELL P/N	
		COVER KEY/ COLOR	CONNECTOR HOUSING	TERMINAL HOUSING	ISL (2X)	CPA	MAT SEAL	RING SEAL												
MINI50 SEALED 2X4 RCPT CONN KEY A CPA/8	348944001	A-BLACK	C-HSG-O	T-HSG	ISL	YES	M	R	-	-	-	-	-	-	-	-	-	SALEABLE		
MINI50 SEALED 2X4 RCPT CONN KEY B CPA/8	348944002	B-LIGHT GRAY	C-HSG-O	T-HSG	ISL	YES	M	R	-	-	-	-	-	-	-	-	-	SALEABLE		
MINI50 SEALED 2X4 RCPT CONN KEY C CPA/8	348944003	C-DARK GRAY	C-HSG-O	T-HSG	ISL	YES	M	R	-	-	-	-	-	-	-	-	-	SALEABLE		
MINI50 SEALED 2X4 RCPT CONN KEY D CPA/8	348944004	D-STONE GRAY	C-HSG-O	T-HSG	ISL	YES	M	R	-	-	-	-	-	-	-	-	-	SALEABLE		
MINI50 SEALED 2X4 RCPT CONN KEY A CPA	348944005	A-BLACK	C-HSG-P	T-HSG	ISL	YES	M	R	1	2	3	4	5	6	7	8		SALEABLE		
MINI50 SEALED 2X4 RCPT CONN KEY B CPA	348944006	B-LIGHT GRAY	C-HSG-P	T-HSG	ISL	YES	M	R	1	2	3	4	5	6	7	8		SALEABLE		
MINI50 SEALED 2X4 RCPT CONN KEY C CPA	348944007	C-DARK GRAY	C-HSG-P	T-HSG	ISL	YES	M	R	1	2	3	4	5	6	7	8		SALEABLE		
MINI50 SEALED 2X4 RCPT CONN KEY D CPA	348944008	D-STONE GRAY	C-HSG-P	T-HSG	ISL	YES	M	R	1	2	3	4	5	6	7	8		SALEABLE		
MINI50 SEALED 2X4 RCPT CONN KEY A CPA/8	348944009	A-BLACK	C-HSG-O	T-HSG	ISL	NO	M	R	-	-	-	-	-	-	-	-	-	SALEABLE		
MINI50 SEALED 2X4 RCPT CONN KEY B CPA/8	348944010	B-LIGHT GRAY	C-HSG-O	T-HSG	ISL	NO	M	R	-	-	-	-	-	-	-	-	-	SALEABLE		

ASSEMBLY DESCRIPTION	ASSEMBLY PART NUMBER	COMPONENT							BLOCKED TERMINALS								STATUS	COMMENT	OPTIONAL ATTACHMENTS SOLD SEPERATELY	
		THE PRESENCE OF AN ABBREVIATION INDICATES THE PRESENCE OF THAT COMPONENT							CAVITY WITH A NUMBER INDICATES BLOCKED TERMINAL POSITION CAVITY WITHOUT A NUMBER INDICATES OPEN TERMINAL POSITION										BLACKSHELL P/N	
		COVER KEY/ COLOR	CONNECTOR HOUSING	TERMINAL HOUSING	ISL (2X)	CPA	MAT SEAL	RING SEAL												
MINI50 SEALED 2X4 RCPT CONN KEY C CPA/8	348944011	C-DARK GRAY	C-HSG-O	T-HSG	ISL	NO	M	R	-	-	-	-	-	-	-	-	-	SALEABLE		
MINI50 SEALED 2X4 RCPT CONN KEY D CPA/8	348944012	D-STONE GRAY	C-HSG-O	T-HSG	ISL	NO	M	R	-	-	-	-	-	-	-	-	-	SALEABLE		
MINI50 SEALED 2X4 RCPT CONN KEY A CPA	348944013	A-BLACK	C-HSG-P	T-HSG	ISL	NO	M	R	1	2	3	4	5	6	7	8		SALEABLE		
MINI50 SEALED 2X4 RCPT CONN KEY B CPA	348944014	B-LIGHT GRAY	C-HSG-P	T-HSG	ISL	NO	M	R	1	2	3	4	5	6	7	8		SALEABLE		
MINI50 SEALED 2X4 RCPT CONN KEY C CPA	348944015	C-DARK GRAY	C-HSG-P	T-HSG	ISL	NO	M	R	1	2	3	4	5	6	7	8		SALEABLE		
MINI50 SEALED 2X4 RCPT CONN KEY D CPA	348944016	D-STONE GRAY	C-HSG-P	T-HSG	ISL	NO	M	R	1	2	3	4	5	6	7	8		SALEABLE		
MINI50 SEALED 2X4 RCPT CONN KEY A CPA/4	348944017	A-BLACK	C-HSG-P	T-HSG	ISL	YES	M	R	1	-	3	-	-	6	-	8		SALEABLE		
MINI50 SEALED 2X4 RCPT CONN KEY A CPA/4	348944018	A-BLACK	C-HSG-P	T-HSG	ISL	YES	M	R	-	2	-	4	5	-	7	-		SALEABLE		
MINI50 SEALED 2X4 RCPT CON KEY A CPA/6	348944037	A-BLACK	C-HSG-P	T-HSG	ISL	YES	M	R	-	-	-	-	5	6	-	-		SALEABLE		

TABLE OF CONTENTS	
SHEET NO.	SHEET DESCRIPTION
1	NOTES AND BOM
2	TERMINAL CONFIGURATIONS
3	KEY CONFIGURATIONS
4	INTERFACE DEFINITION
5	INTERFERENCE RIBS DEFINITION (FOR 2X4 ONLY)
6	DATUM TARGETS

MATING INTERFACE CHART			
CIRCUIT SIZE	KEY	MODEL NUMBER	MATING CONNECTOR COVER COLOR
2X4	A	348954805	BLACK
	B	348954806	LIGHT GRAY
	C	348954807	DARK GRAY
	D	348954808	STONE GRAY
2X8	A	348958801	BLACK
	B	348958802	LIGHT GRAY
	C	348958803	DARK GRAY
	D	348958804	STONE GRAY

NOTES: VALID UNLESS OTHERWISE SPECIFIED

1. GENERAL:

REFER TO "SAE/USCAR 12 CONNECTOR GUIDELINES" AND "SAE/USCAR 2 PERFORMANCE SPECIFICATION FOR AUTOMOTIVE ELECTRICAL CONNECTOR SYSTEMS" FOR ADDITIONAL REQUIREMENTS.

2. DESIGN - MATERIALS:

a. HOUSING: SPS/NYLON 20% GLASS FILLED OR EQUIVALENT
 FLAMMABILITY REQUIREMENT: PER ISO3795 OR GMW3191
 1. BURN RATE 100mm/MIN MAXIMUM
 2. MATERIAL MUST BE SELF EXTINGUISHING

b. BLADE TERMINAL: SEE MOLEX SALES DRAWING 347350050. FOR MATERIAL, DIMENSIONAL, PLATING AND COATING REQUIREMENTS AND ANY BLADE TERMINAL DESIGN INFORMATION NOT SHOWN ON REFERENCED OR THIS DRAWING SEE EWCAP DWG NO. EWCAP-001.
 1. TIN PLATING: 2.5-4.0 MICROMETERS MATTE TIN OVER 1.25-2.25 MICROMETERS DUCTILE SULFAMATE NICKEL
 2. SILVER PLATING: 1.9-3.3 MICROMETERS SILVER OVER 1.0-1.8 MICROMETERS DUCTILE SULFAMATE NICKEL.
 ANTI-TARNISH: SYNTHETIC HYDROCARBON CONTACT SURFACE FINISH OR EQUIVALENT APPLIED WITHOUT VOID TO CONTACT AREA

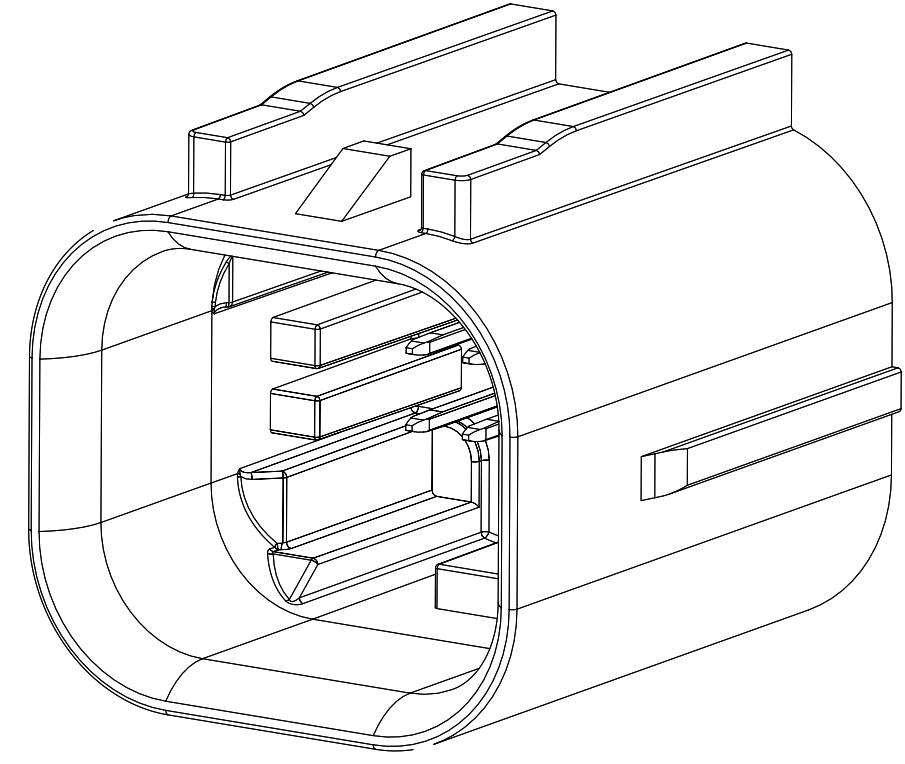
c. STANDARD COLORS FOR KEYING (SEE CHART). DEVIATION REQUIRES APPROVAL OF AUTHORIZED PERSON.

3. DESIGN - GEOMETRY:

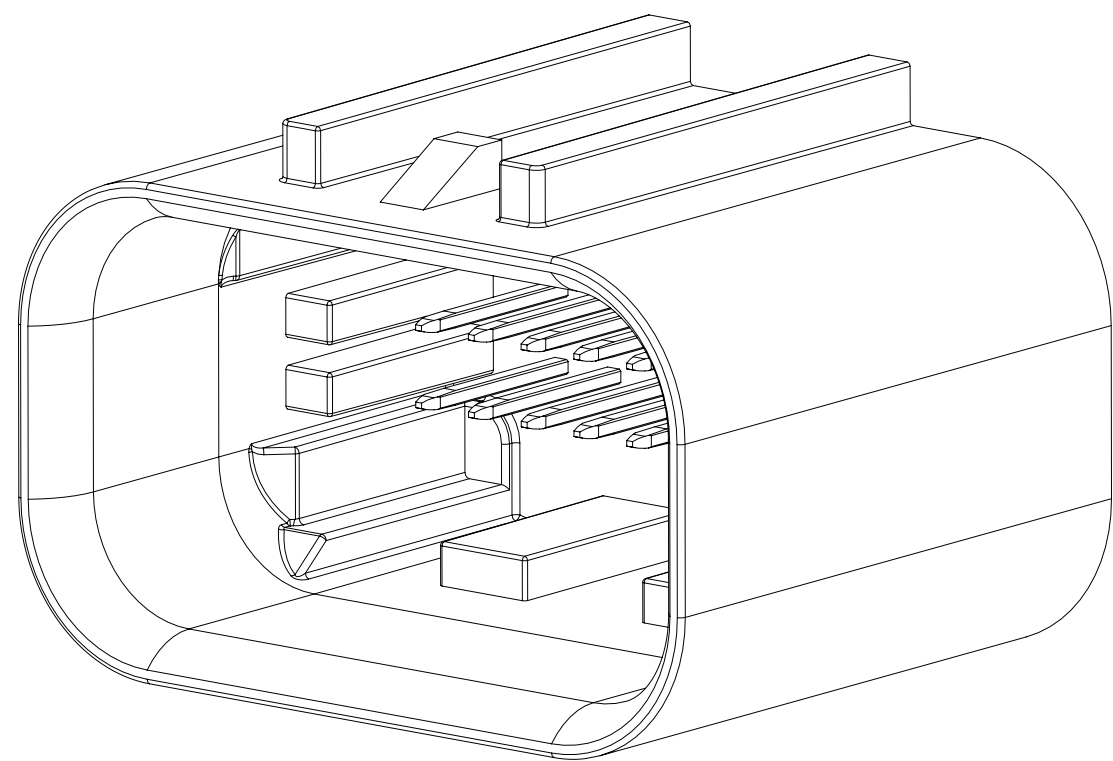
a. THE 3-D CAD DATA IS BASIC (WITHOUT TOLERANCE) AND THE MASTER FOR THIS PART WITH THE EXCEPTION OF UNDERLINED DIMENSIONS. DIMENSIONAL INFORMATION NOT SHOWN IN THIS DRAWING IS DEFINED BY THE DATA FILE AT ITS LATEST REVISION.
 b. PRODUCT DESIGN MODEL NUMBER(S): SEE MATING INTERFACE CHART
 c. GEOMETRIC DIMENSIONS AND TOLERANCES PER ASME Y14.5-2009
 d. GENERAL TOLERANCES: SEE TITLE BLOCK
 e. EDGES AND UNDIMENSIONED DETAILS PER ISO13715
 f. CORNERS SHOWN AS SHARP TO BE R0.2 MAX.
 g. LETTERING SHALL BE 0.15 MAX RAISED IN 0.25 MAX RECESS PAD. THIS INCLUDES RECYCLING CODE, CAVITY ID, VENDOR IDENTIFICATION, AND CUSTOMER MATERIAL NUMBER.
 (FOR SMALL PARTS: LETTERING SHALL BE 0.10 MAX RAISED IN 0.15 MAX RECESS PAD)

4. DESIGN - MANUFACTURING:

a. ALLOWABLE FLASH MAX 0.20 HIGH BY MAX 0.13 THICK.
 b. ALLOWABLE SPLIT/PARTING LINE MISMATCH 0.2 MAX.
 c. EJECTOR PIN MARKS TO BE FLUSH TO 0.25 MAX DEPRESSED. LOCATION MUST BE APPROVED BY PRODUCT ENGINEERING. EJECTOR PIN MARKS NOT PERMISSIBLE ON OR NEAR DATUM TARGET AREA.
 d. ALLOWABLE GATE VESTIGE FLUSH TO 0.25 MAX RECESS. LOCATION MUST BE APPROVED BY PRODUCT ENGINEERING.
 e. NO EXTERNAL MOLD RELEASE AGENT ALLOWED DURING MANUFACTURING.
 f. NO PARTING LINES, MISMATCHES OR EJECTOR MARKS PERMISSIBLE WITHIN THE INDICATED SURFACE. TOOLING FOR INDICATED SURFACE MUST BE PROCESSED TO A SURFACE FINISH OF NTMA #70 (400 PAPER).
 g. BLADE TERMINAL ENVIRONMENTAL BARRIER (USED WITH SILVER PLATED TERMINALS) SHALL NOT BE PRESENT ON ANY SURFACE OTHER THAN THE BLADE TERMINALS
 h. NO PARTING LINES, FLASH, MISMATCHES OR EJECTOR MARKS PERMISSIBLE ON THE INDICATED NOSE SURFACE OR TRANSITION TO INTERNAL SHROUD SURFACE.



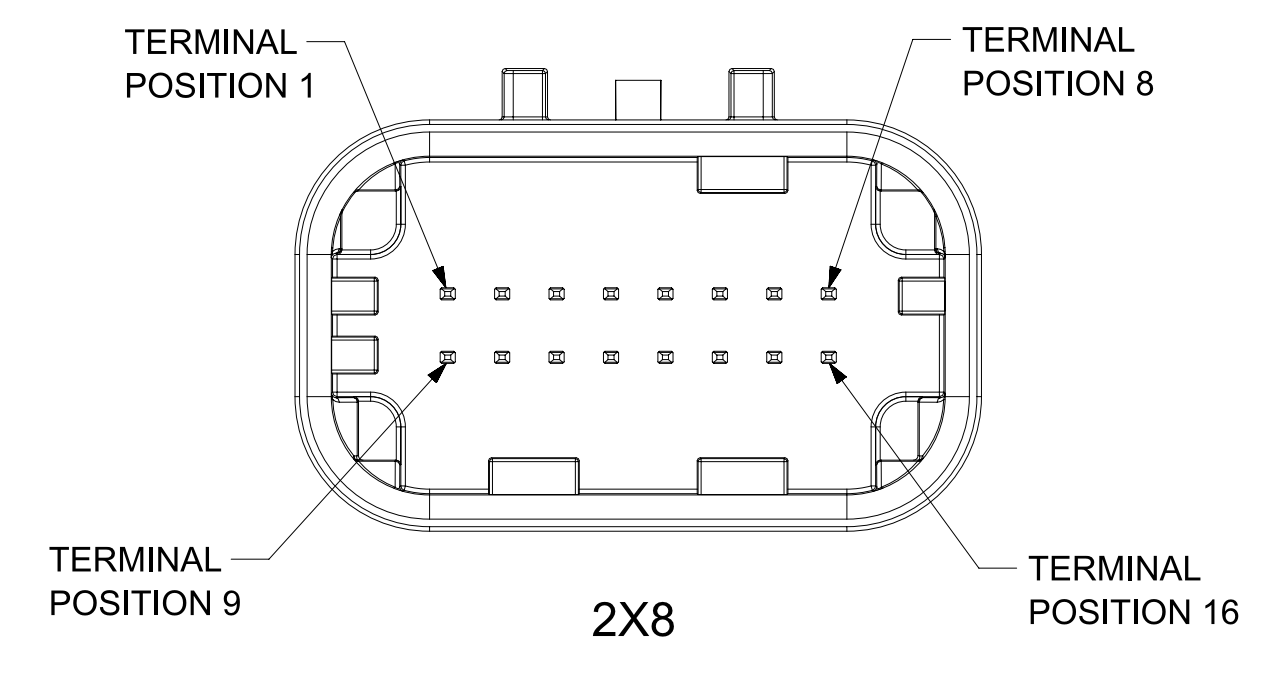
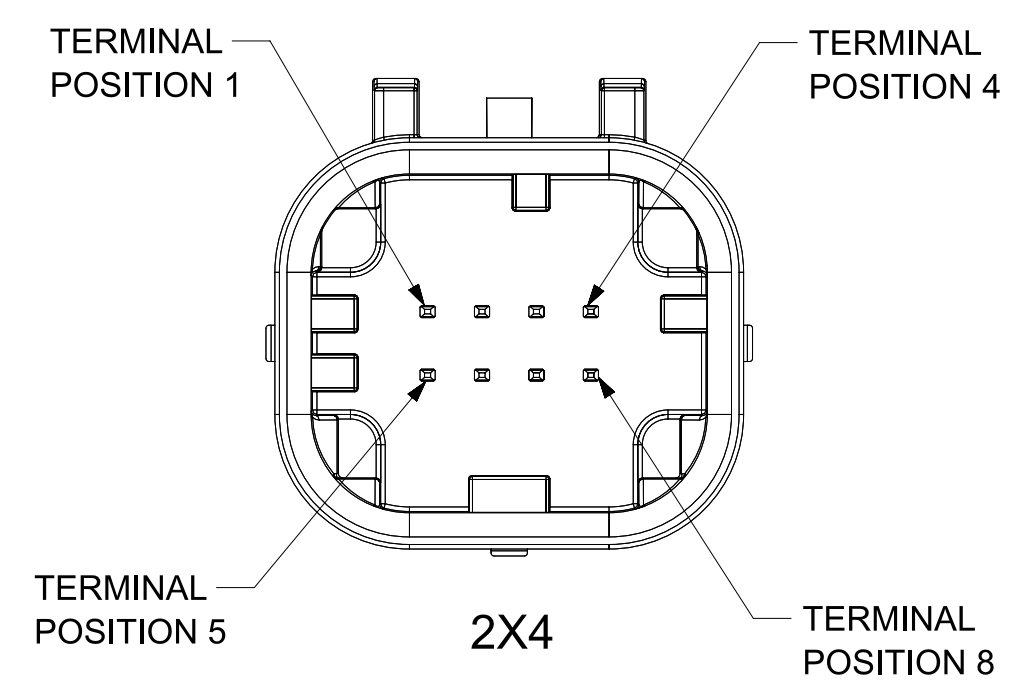
2X4



2X8

FUNCTIONAL SYMBOLS	THIS DRAWING CONTAINS INFORMATION THAT IS PROPRIETARY TO MOLEX ELECTRONIC TECHNOLOGIES, LLC AND SHOULD NOT BE USED WITHOUT WRITTEN PERMISSION		CURRENT REV DESC: Added Interference Ribs to 2X4		
	DIMENSION UNITS	SCALE	GENERAL TOLERANCES (UNLESS SPECIFIED)		
$\frac{E}{A} = 0$	mm	5:1	ANGULAR TOL $\pm 3.0^\circ$		PHASE: Design Production CO NO: CO-000001789 DRWN: Michael Li 2022-11-23 CHK'D: Michael Li 2022-12-02 APPR: Mike Vanslambrouck 2022-12-15
$\frac{E}{C} = 0$	4 PLACES \pm		3 PLACES \pm		
$\frac{E}{P} = 0$	2 PLACES ± 0.100		1 PLACE ± 0.20		PRODUCT SALES DRAWING DOCUMENT NUMBER: 348950800 DOC TYPE: PSD DOC PART: 000 REVISION: B
DIVISIONAL SYMBOLS	0 PLACES \pm		DRAFT WHERE APPLICABLE MUST REMAIN WITHIN DIMENSIONS		
THIRD ANGLE PROJECTION		DRAWING	SERIES	MATERIAL NUMBER	CUSTOMER
		A1-SIZE	34895	SEE CHART	SHEET NUMBER: 1 OF 6

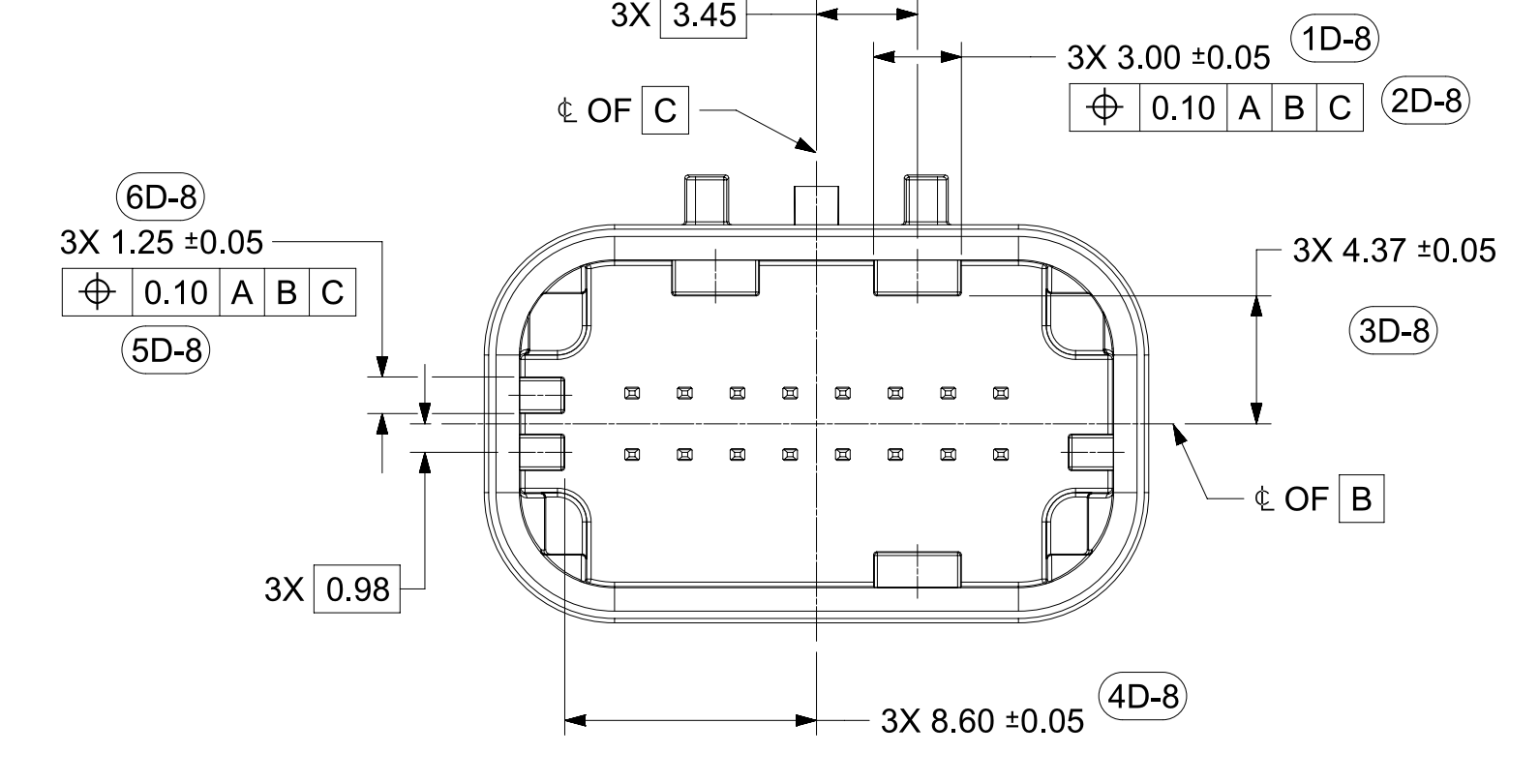
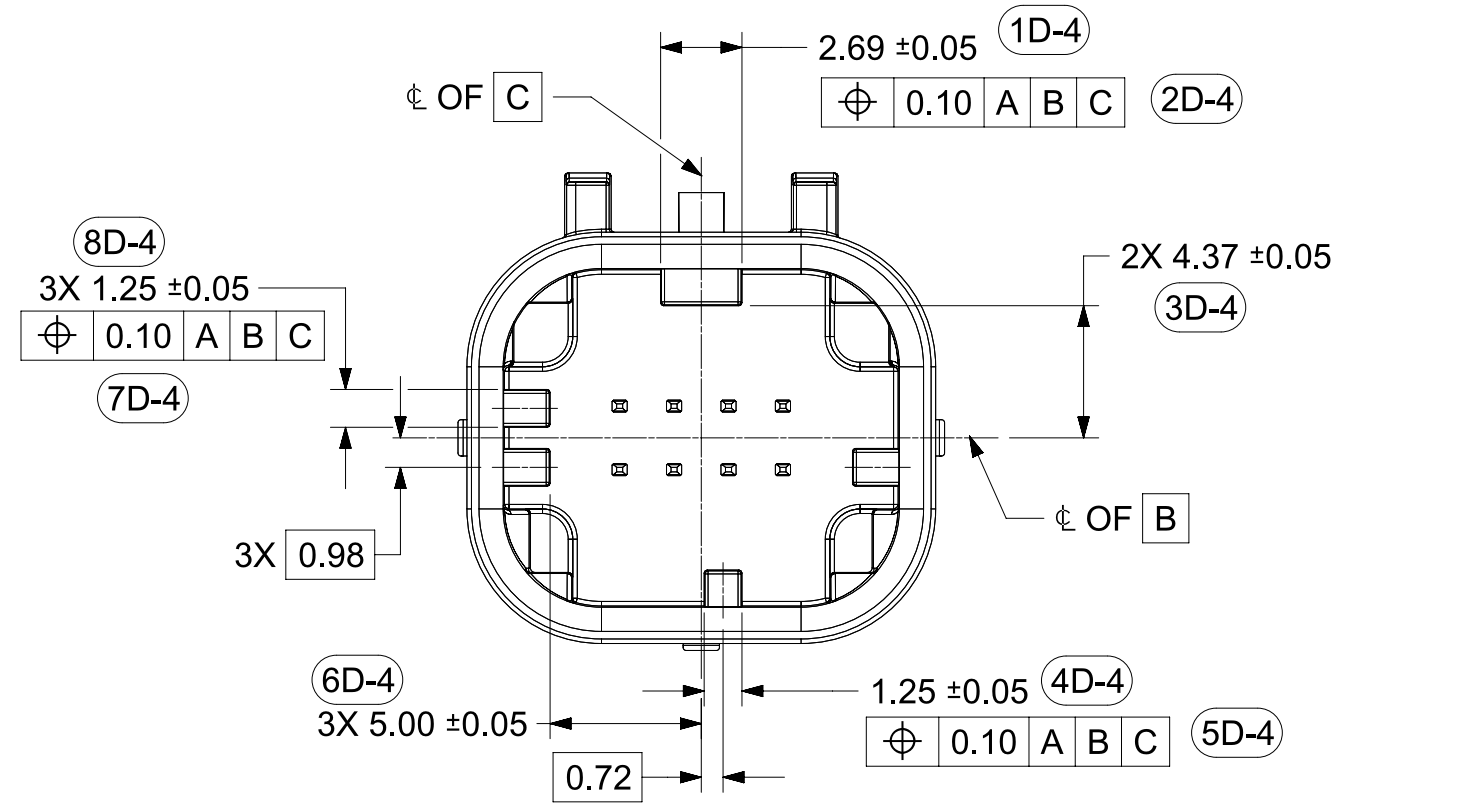
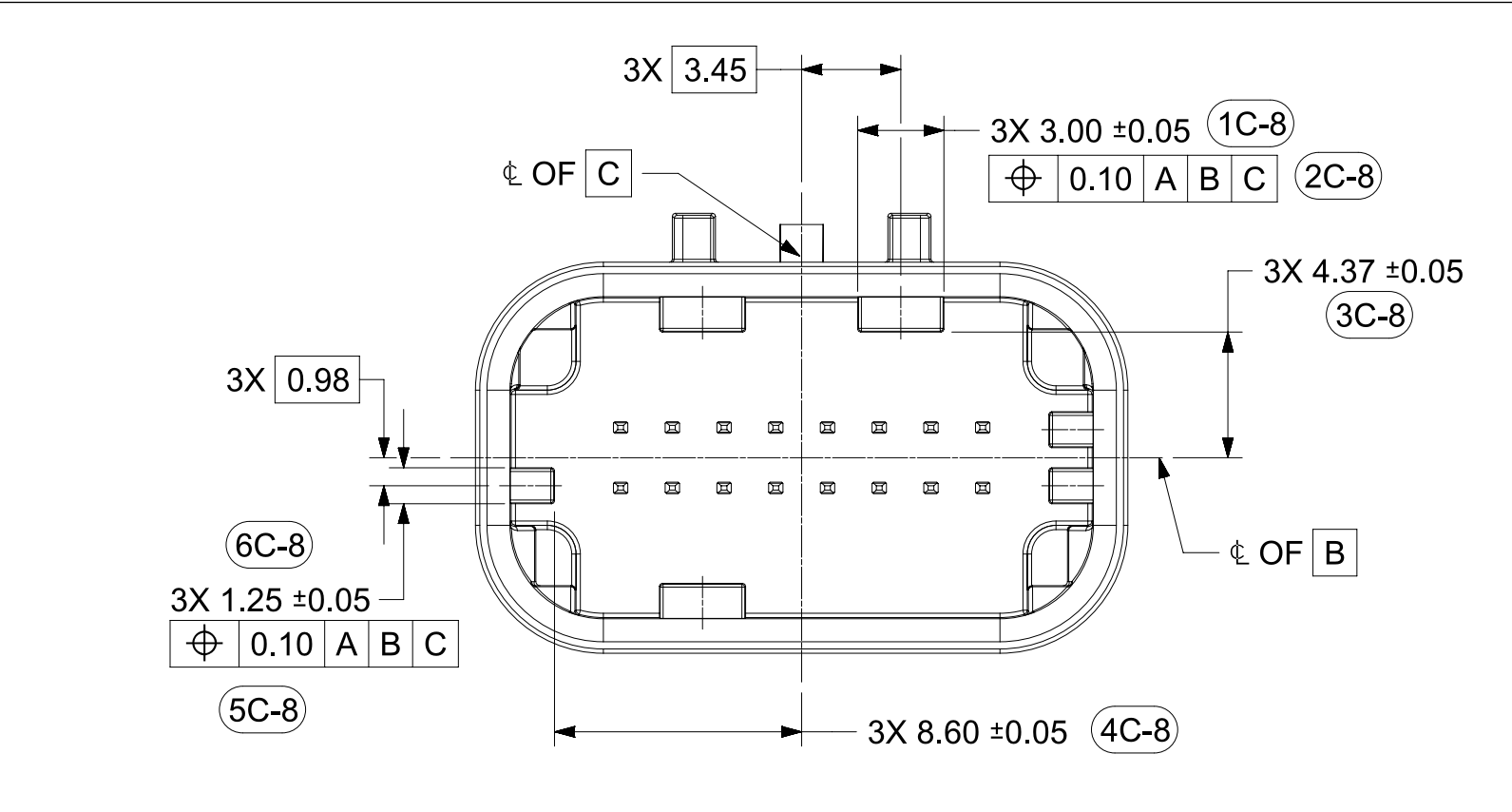
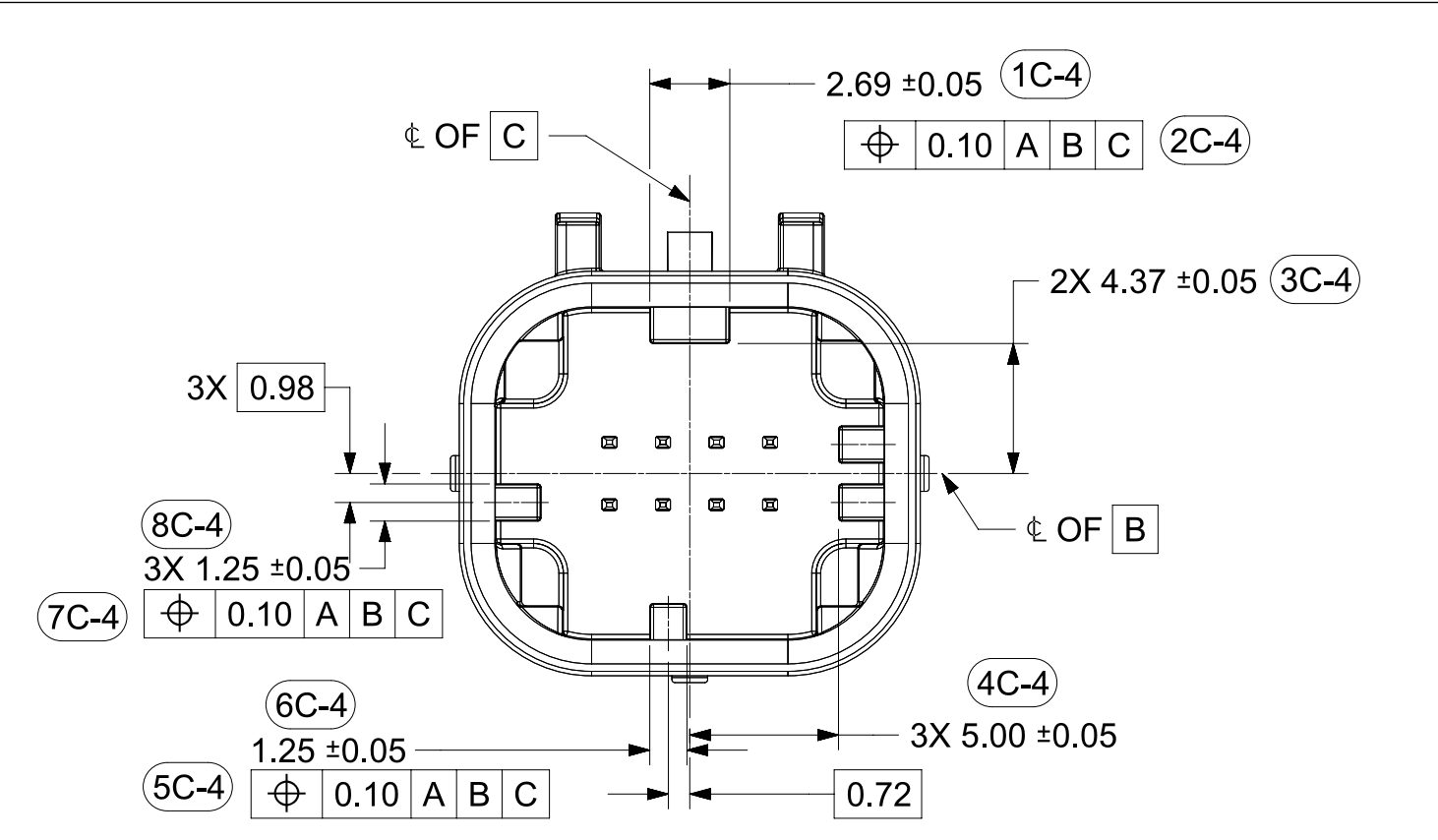
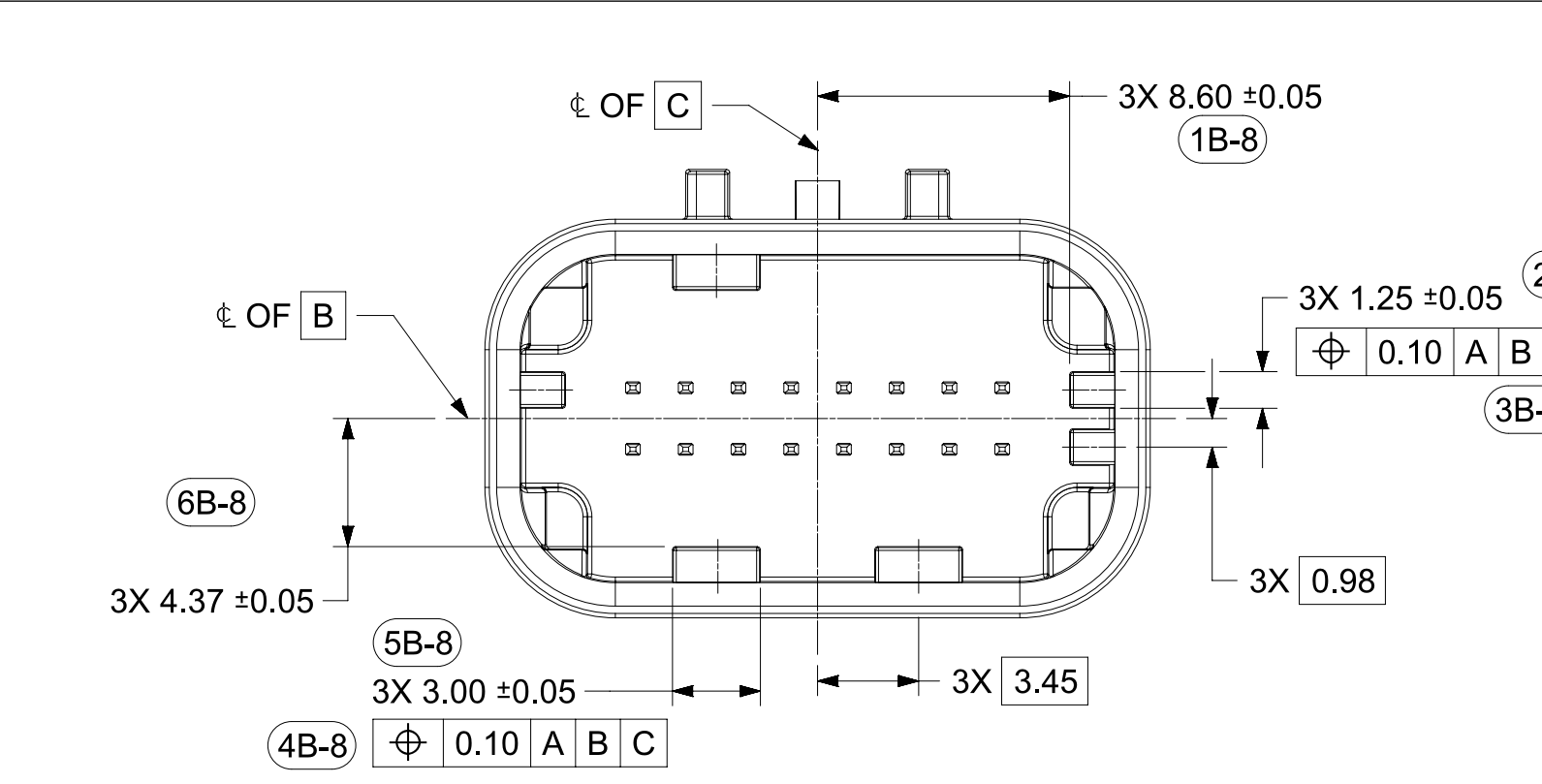
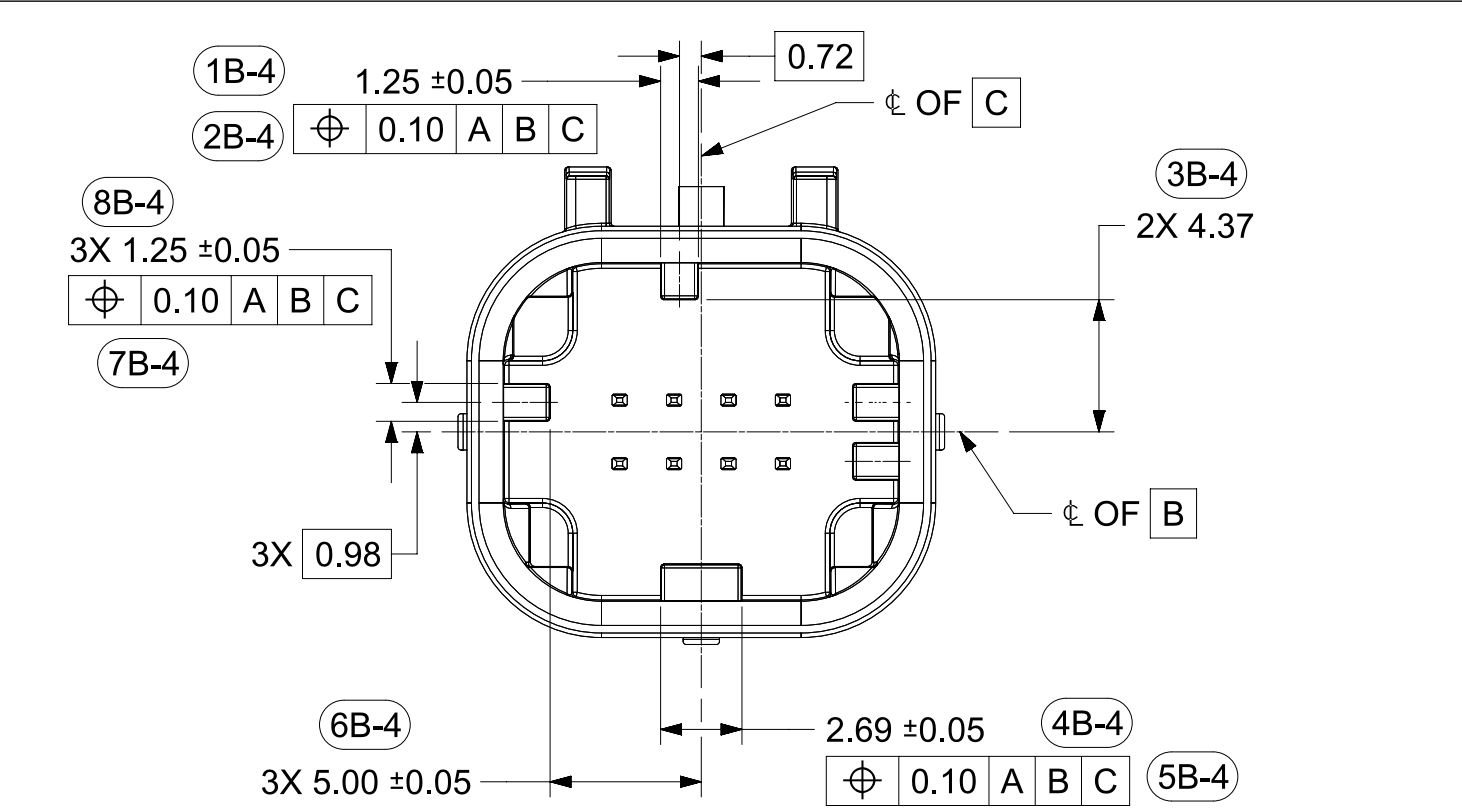
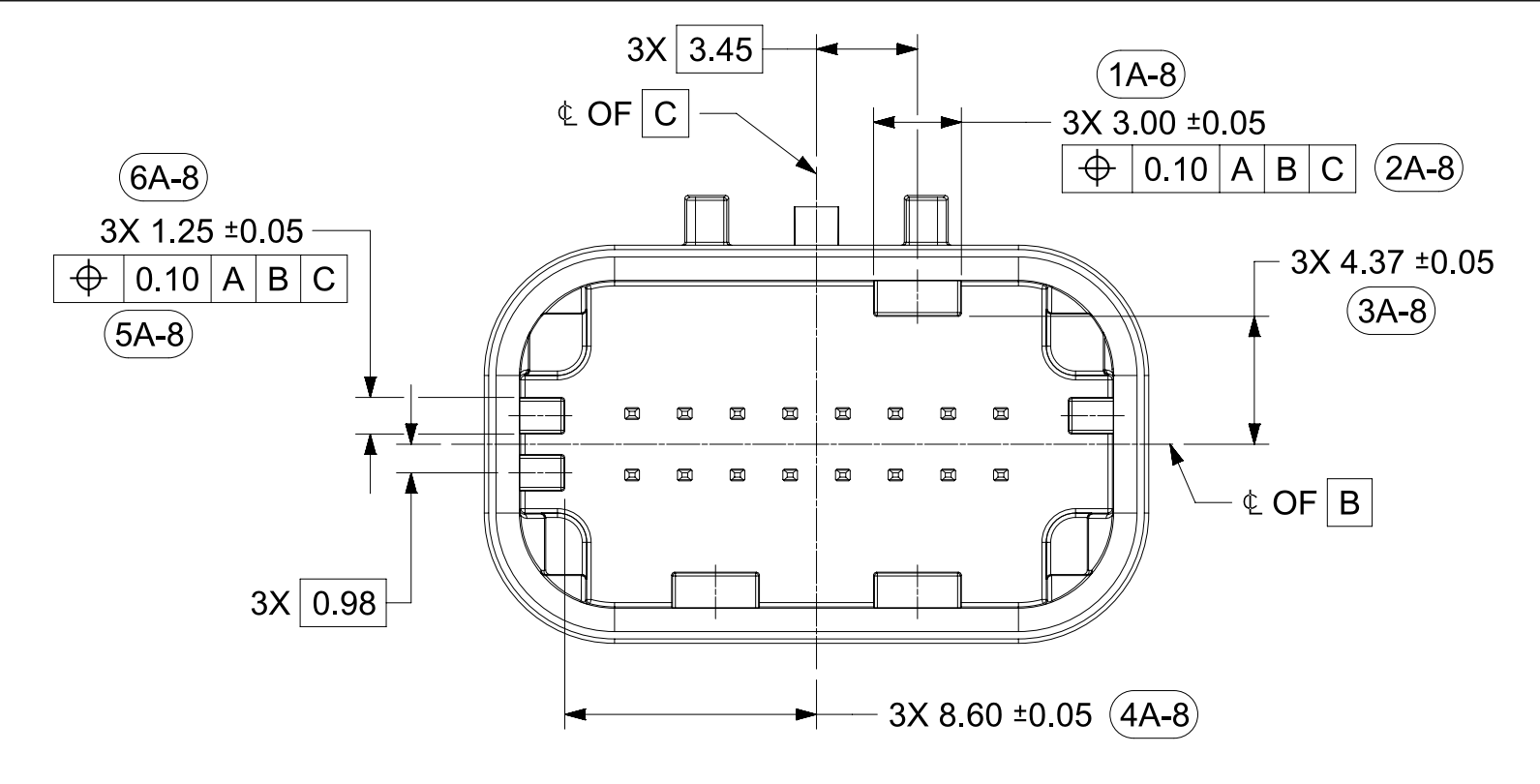
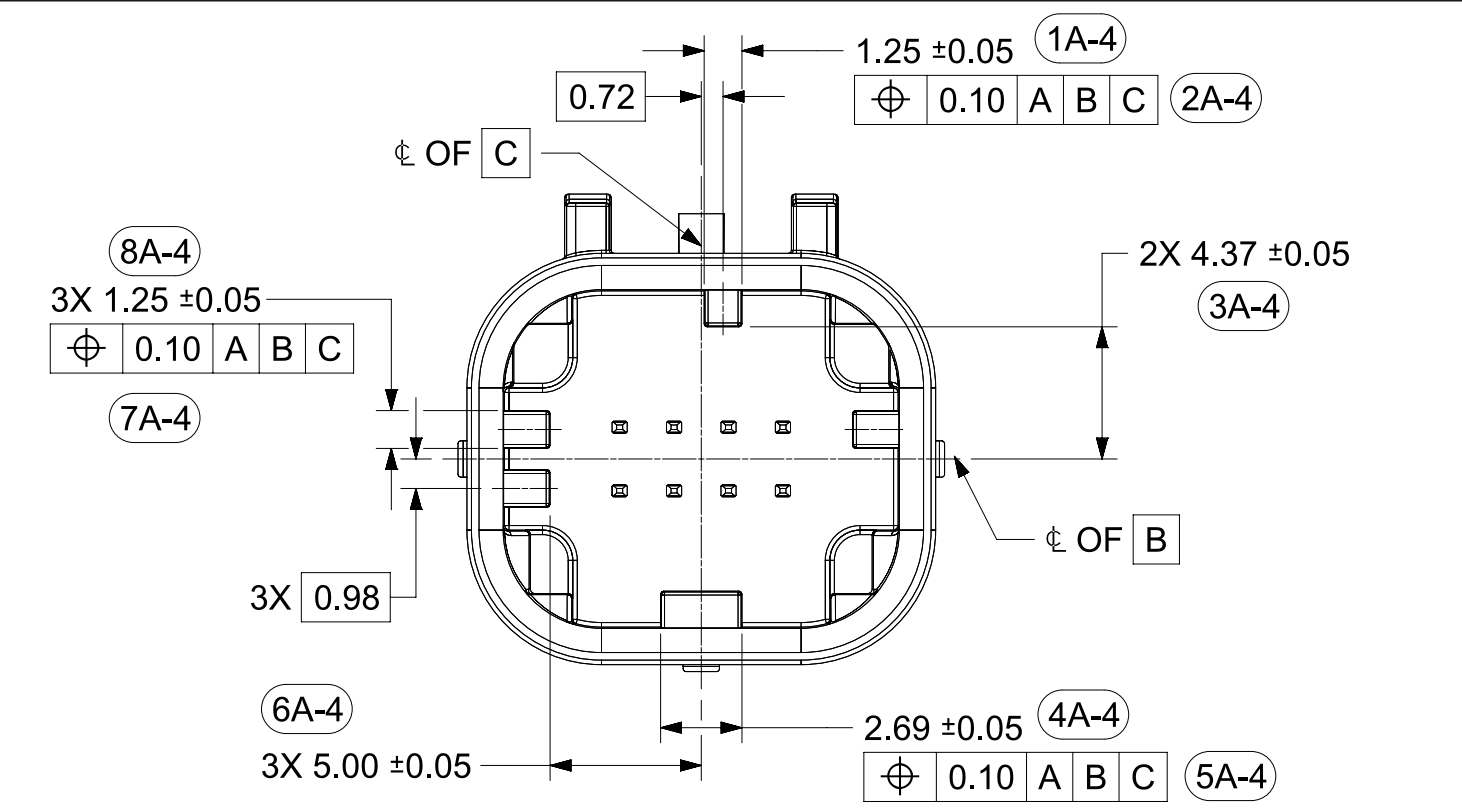
SHEET DESCRIPTION
TERMINAL CONFIGURATIONS



FUNCTIONAL SYMBOLS	THIS DRAWING CONTAINS INFORMATION THAT IS PROPRIETARY TO MOLEX ELECTRONIC TECHNOLOGIES, LLC AND SHOULD NOT BE USED WITHOUT WRITTEN PERMISSION		
	DIMENSION UNITS	SCALE	CURRENT REV DESC: Added Interference Ribs to 2X4
$\frac{F}{A} = 0$	mm	4:1	molex MINI50 SEALED DUAL ROW HEADER INTERFACE PRODUCT SALES DRAWING
$\frac{F}{C} = 0$	GENERAL TOLERANCES (UNLESS SPECIFIED)		
$\frac{F}{P} = 0$	ANGULAR TOL ± 3.0°		
DIVISIONAL SYMBOLS	4 PLACES ±	PHASE: Design Production	
	3 PLACES ±	CO NO: CO-000001789	
	2 PLACES ± 0.100	DRWN: Michael Li 2022-11-23	
	1 PLACE ± 0.20	CHK'D: Michael Li 2022-12-02	
	0 PLACES ±	APPR: Mike Vanslambrouck 2022-12-15	
	DRAFT WHERE APPLICABLE MUST REMAIN WITHIN DIMENSIONS	INITIAL REVISION:	DOCUMENT NUMBER
	THIRD ANGLE PROJECTION	DRWN: MLI149	348950800
		APPR:	DOC TYPE DOC PART REVISION
			PSD 000 B
			MATERIAL NUMBER CUSTOMER SHEET NUMBER
			SEE CHART 2 OF 6

2X4

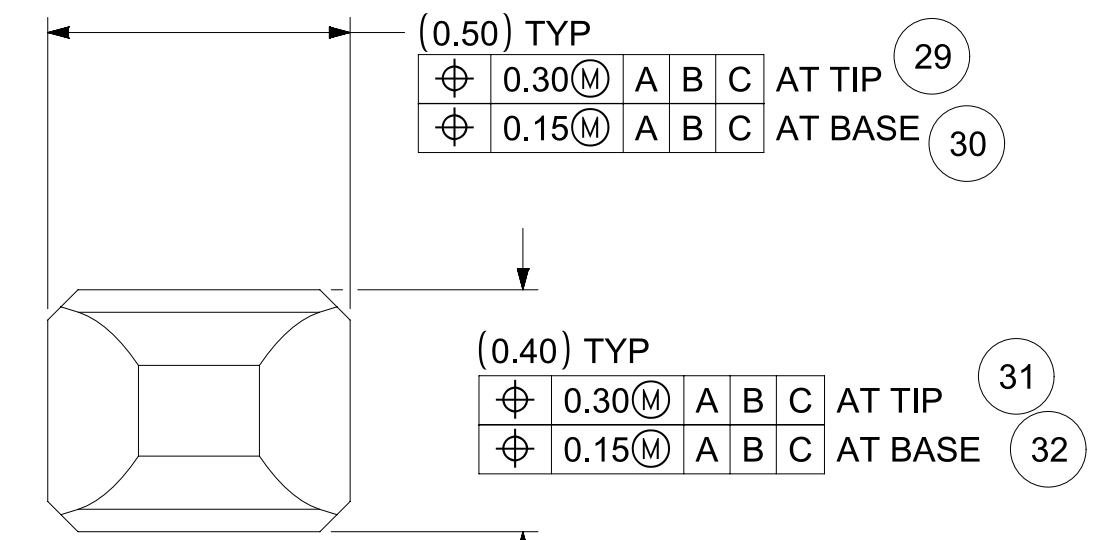
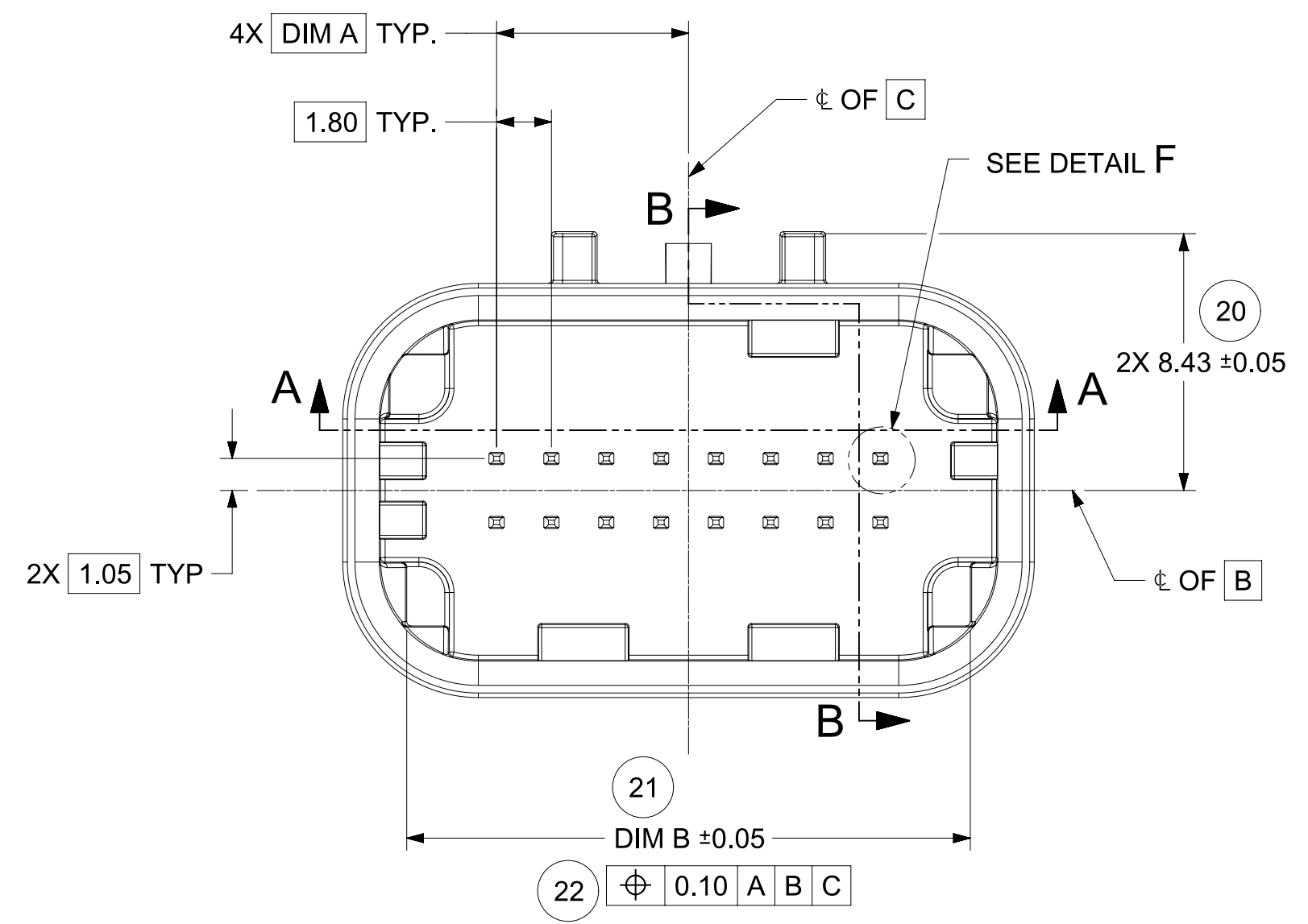
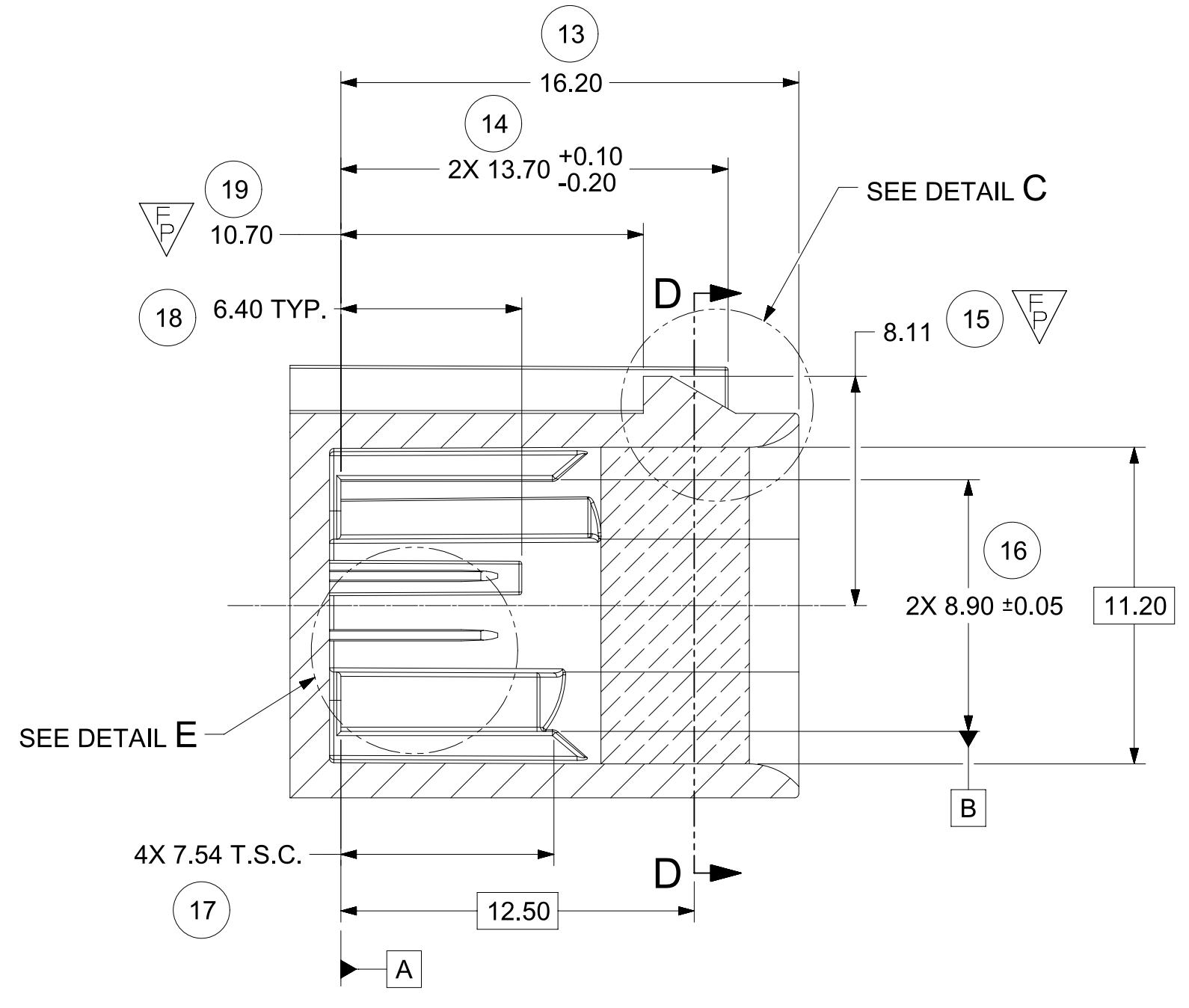
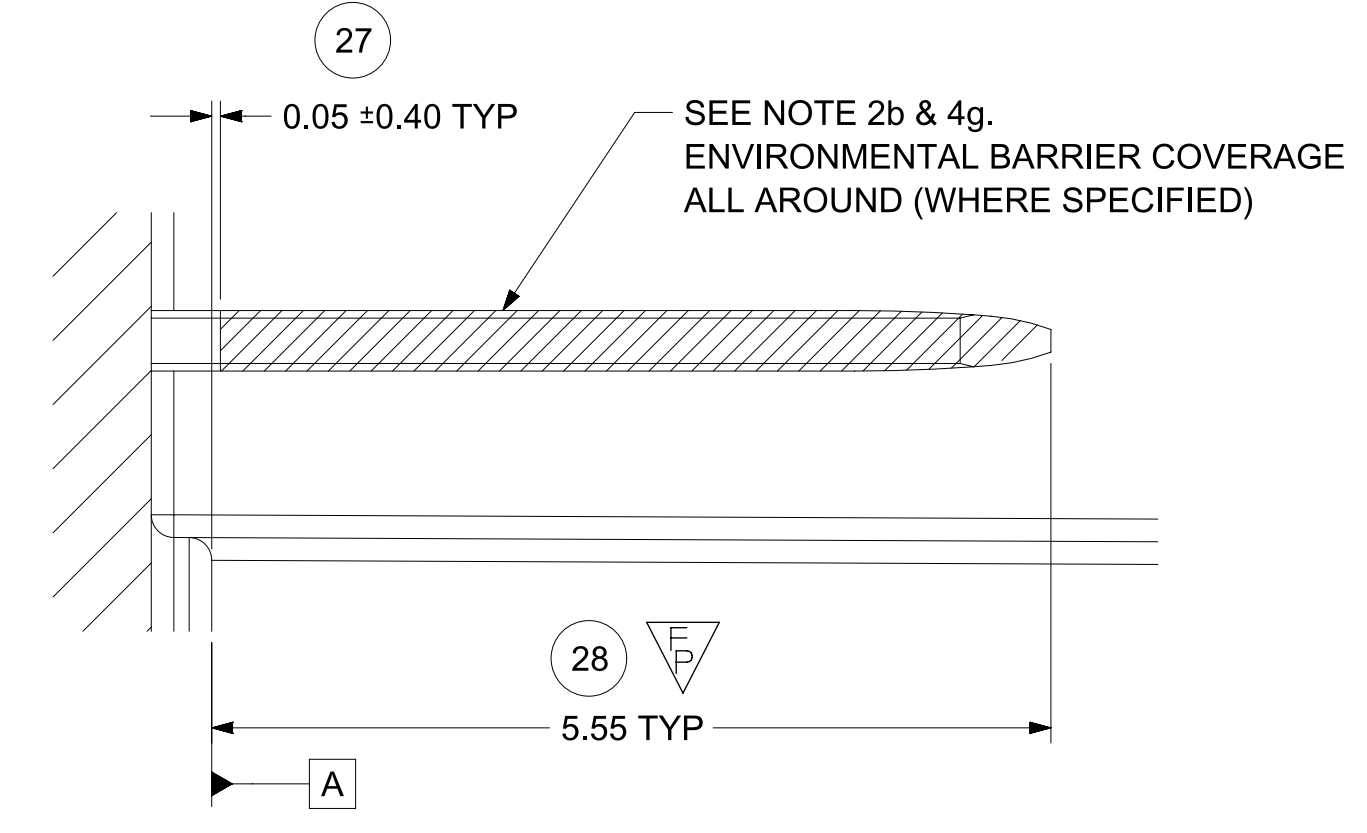
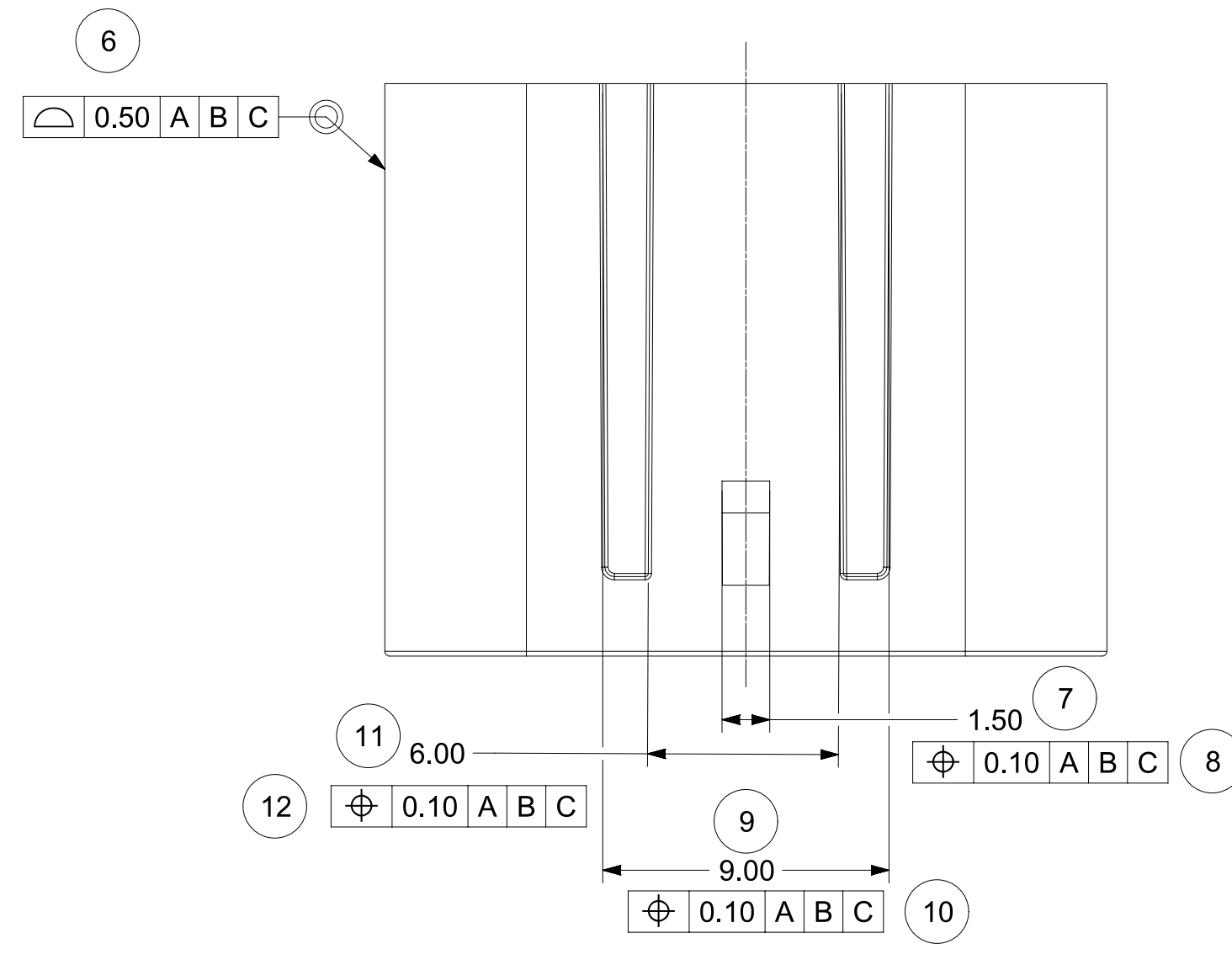
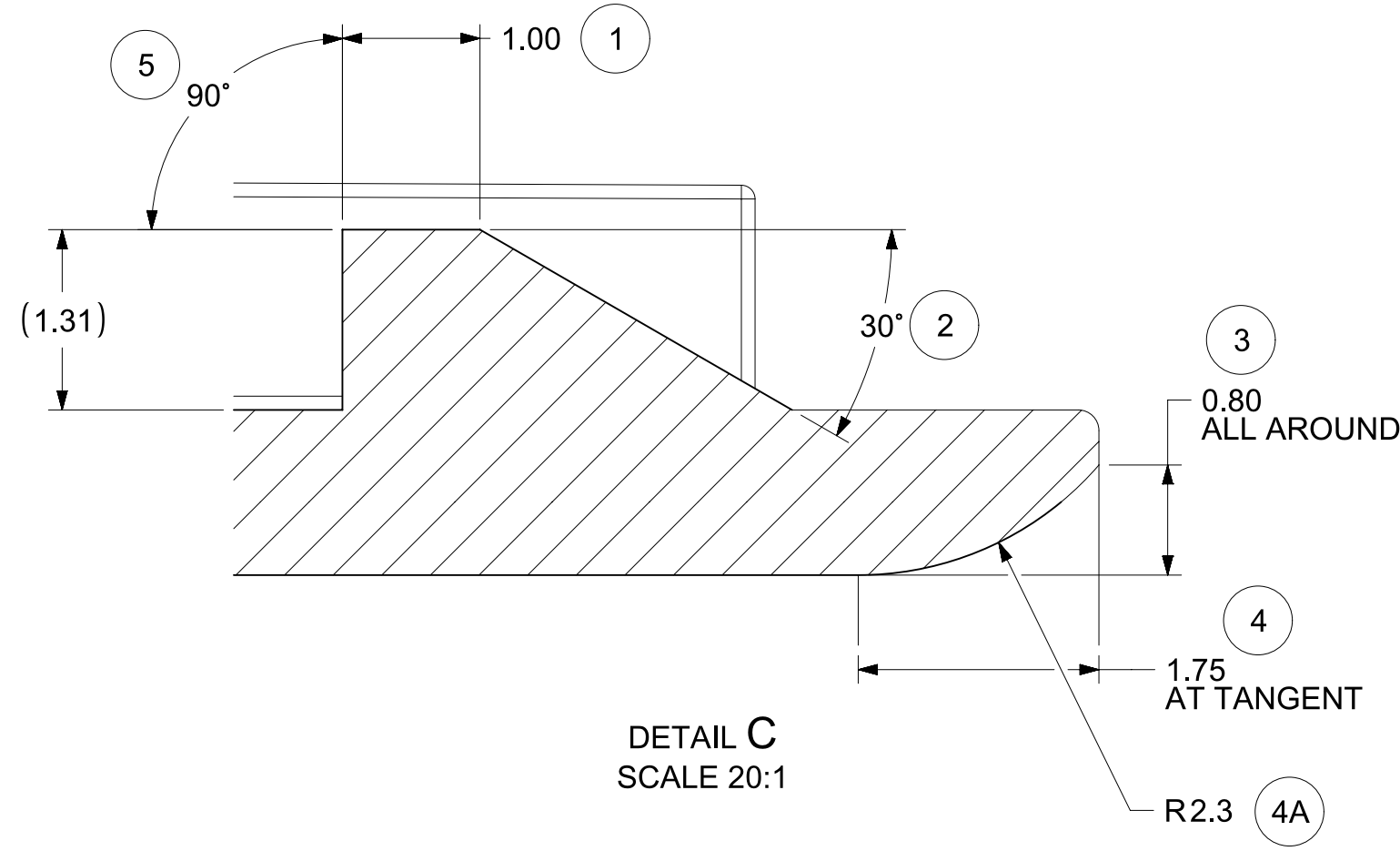
2X8



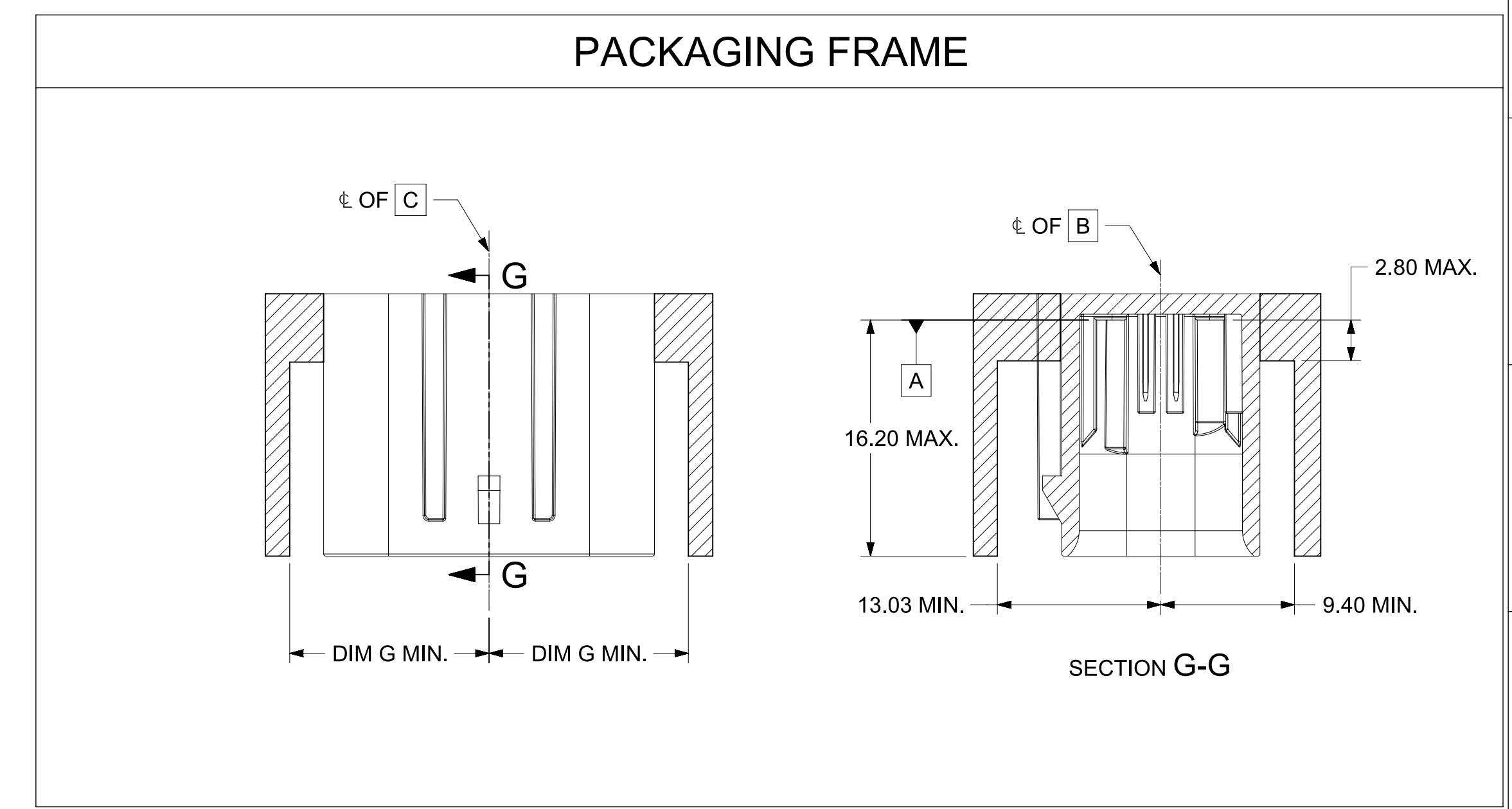
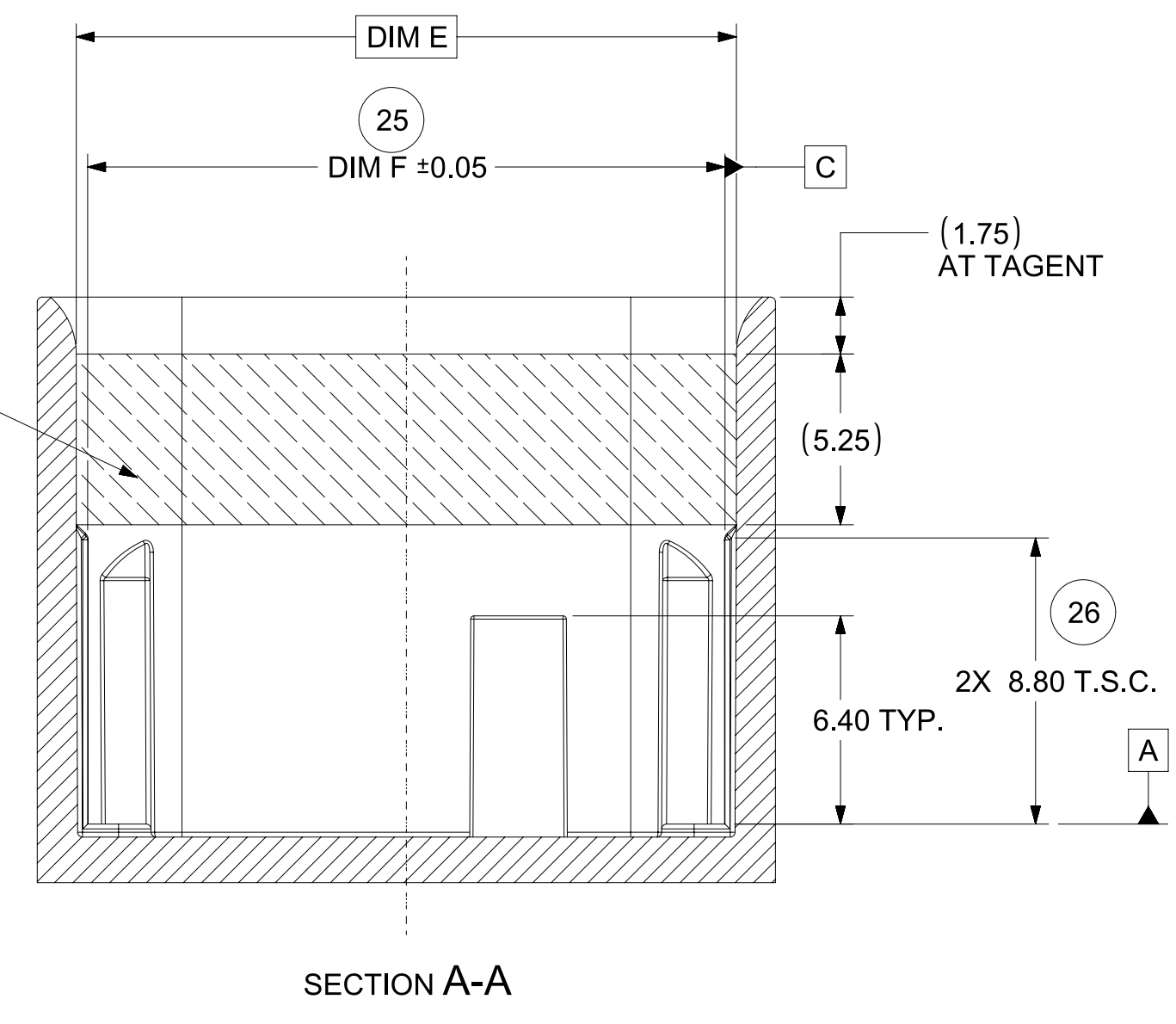
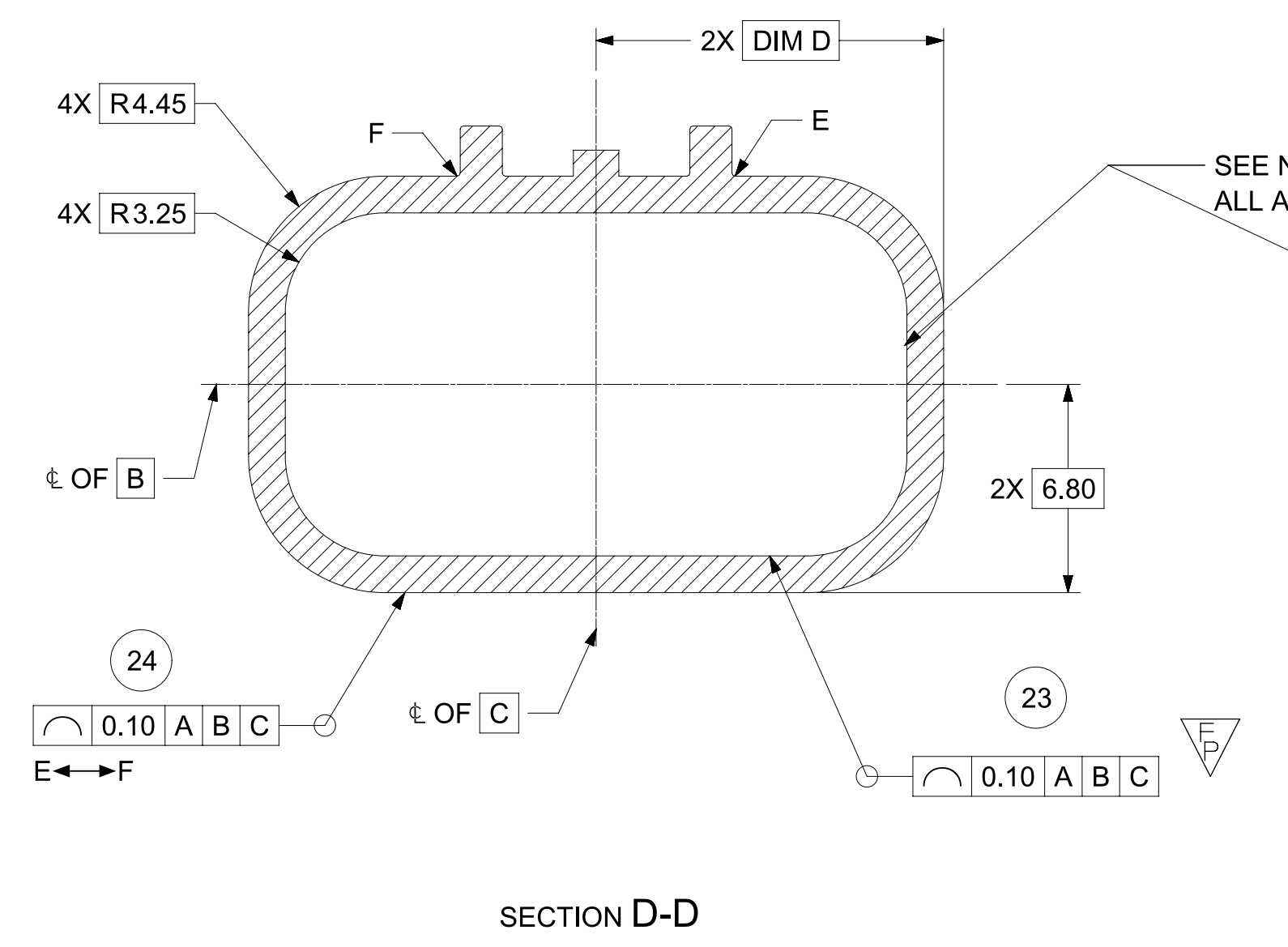
FUNCTIONAL SYMBOLS $\frac{F}{A} = 0$ $\frac{F}{C} = 0$ $\frac{F}{P} = 0$	THIS DRAWING CONTAINS INFORMATION THAT IS PROPRIETARY TO MOLEX ELECTRONIC TECHNOLOGIES, LLC AND SHOULD NOT BE USED WITHOUT WRITTEN PERMISSION		CURRENT REV DESC: Added Interference Ribs to 2X4		
	DIMENSION UNITS	SCALE	molex MINI50 SEALED DUAL ROW HEADER INTERFACE		
	mm	4:1	PHASE: Design Production CO NO: CO-000001789 DRWN: Michael Li CHK'D: Michael Li APPR: Mike Vanslambrouck		
	GENERAL TOLERANCES (UNLESS SPECIFIED)		2022-11-23 2022-12-02 2022-12-15		
DIVISIONAL SYMBOLS	ANGULAR TOL	± 3.0°	PRODUCT SALES DRAWING		
	4 PLACES	±	DOCUMENT NUMBER: 348950800		
	3 PLACES	±	DOC TYPE: PSD DOC PART: 000 REVISION: B		
	2 PLACES	± 0.100	SHEET NUMBER: 3 OF 6		
1 PLACE	± 0.20	MATERIAL NUMBER: SEE CHART			
0 PLACES	±	CUSTOMER:			
DRAFT WHERE APPLICABLE MUST REMAIN WITHIN DIMENSIONS		THIRD ANGLE PROJECTION	DRAWING: A1-SIZE	SERIES: 34895	SHEET NUMBER: 3 OF 6

SHEET DESCRIPTION
INTERFACE DEFINITION

DESCRIPTION	CHARTED DIMENSION					
	A	B	D	E	F	G
2X4	2.70	11.30	7.75	13.10	12.40	10.40
2X8	6.30	18.50	11.35	20.30	19.60	14.00

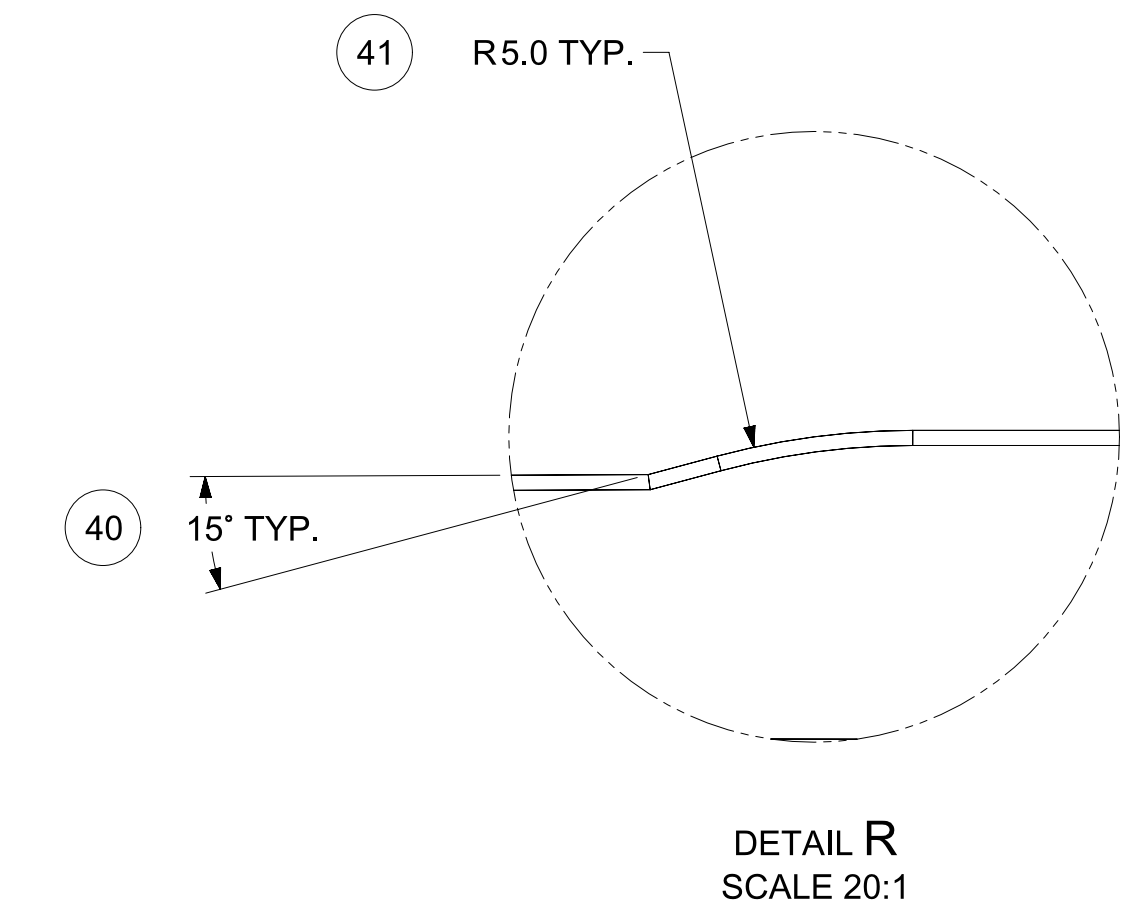
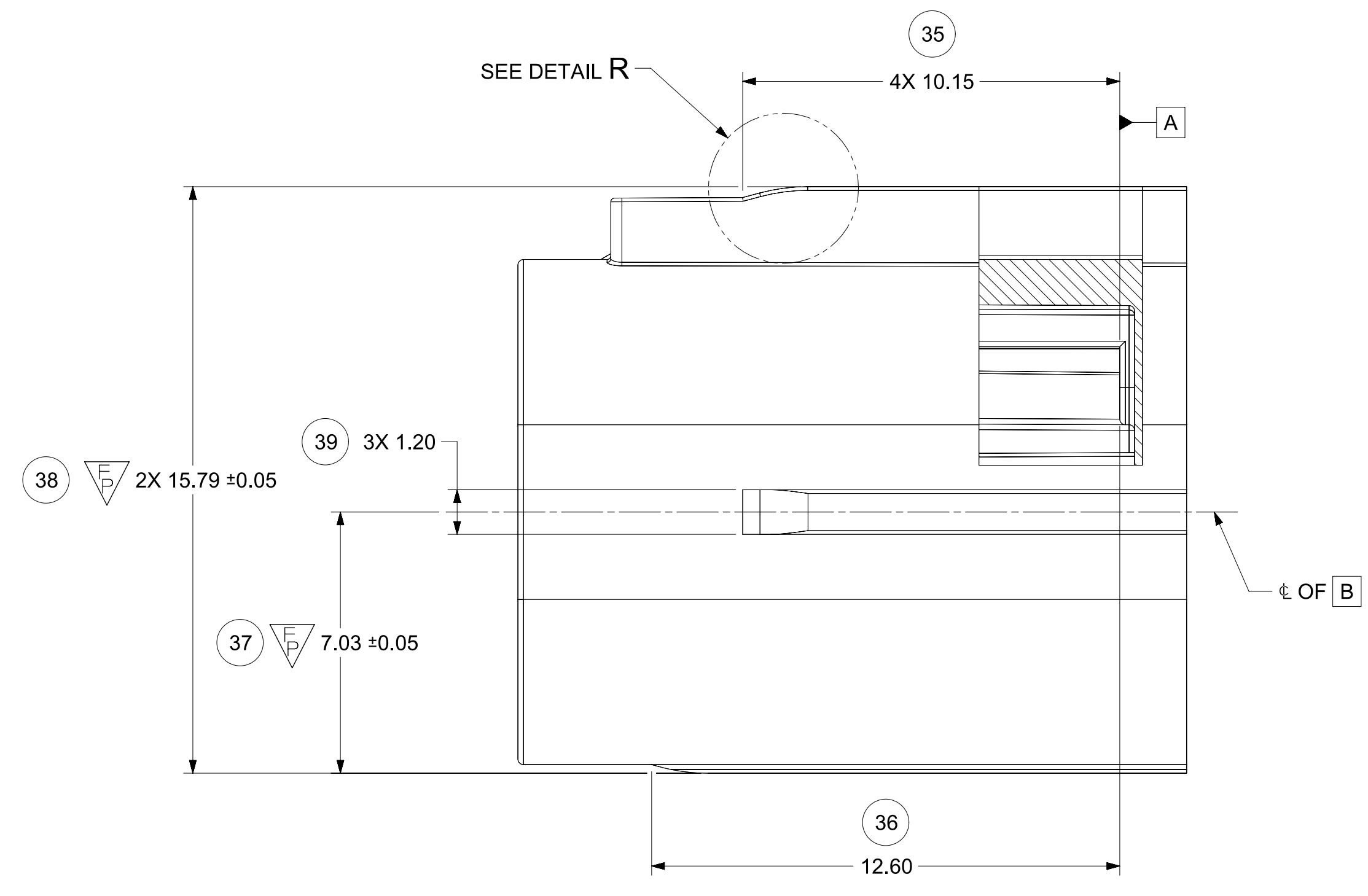
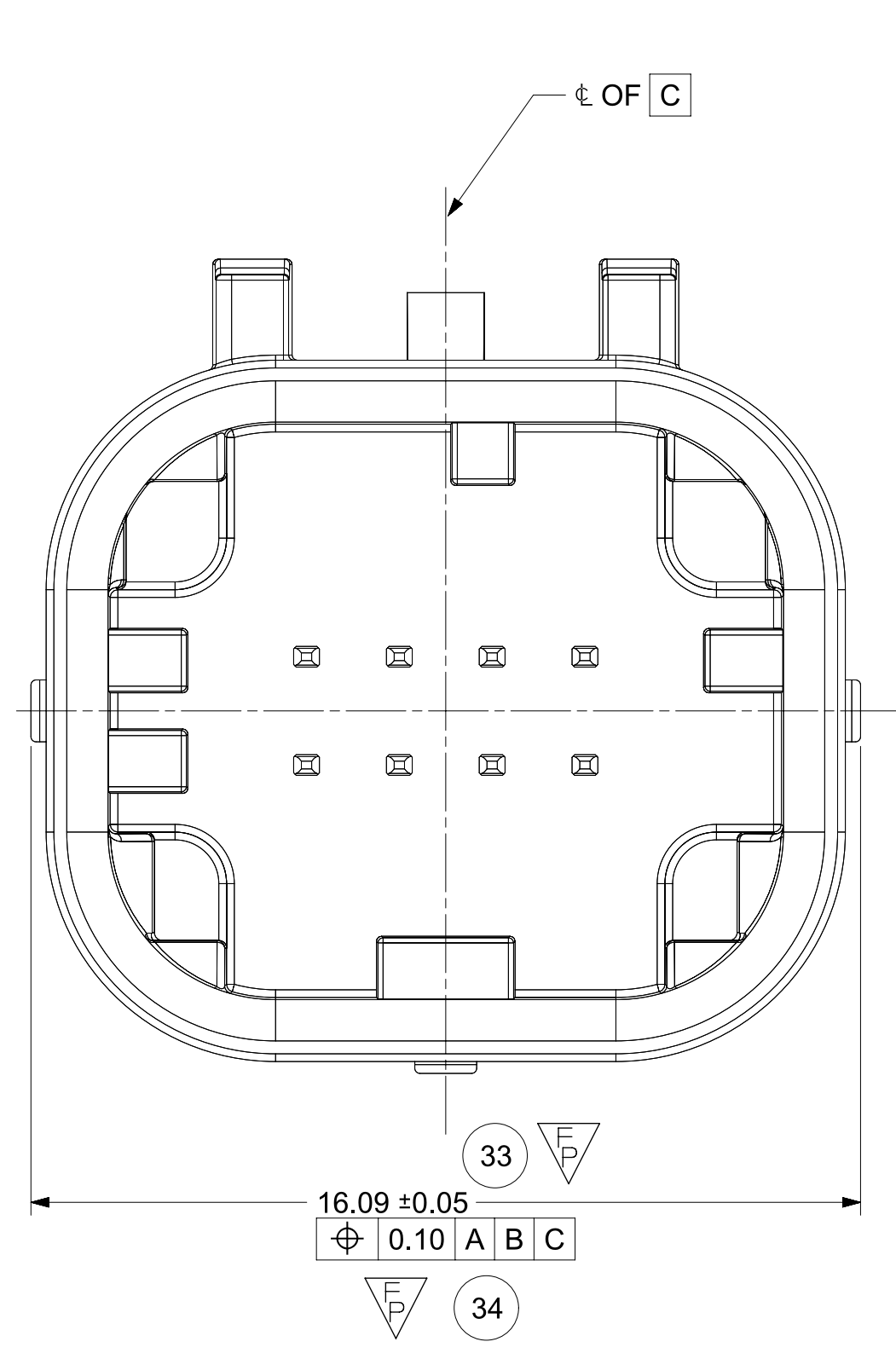


SEE NOTE 2b.
REFER TO MOLEX SALES DWG 34750050
AND EWCAP-001 REV.P 050-T001
0.50 TERMINAL BLADE CONFIGURATION

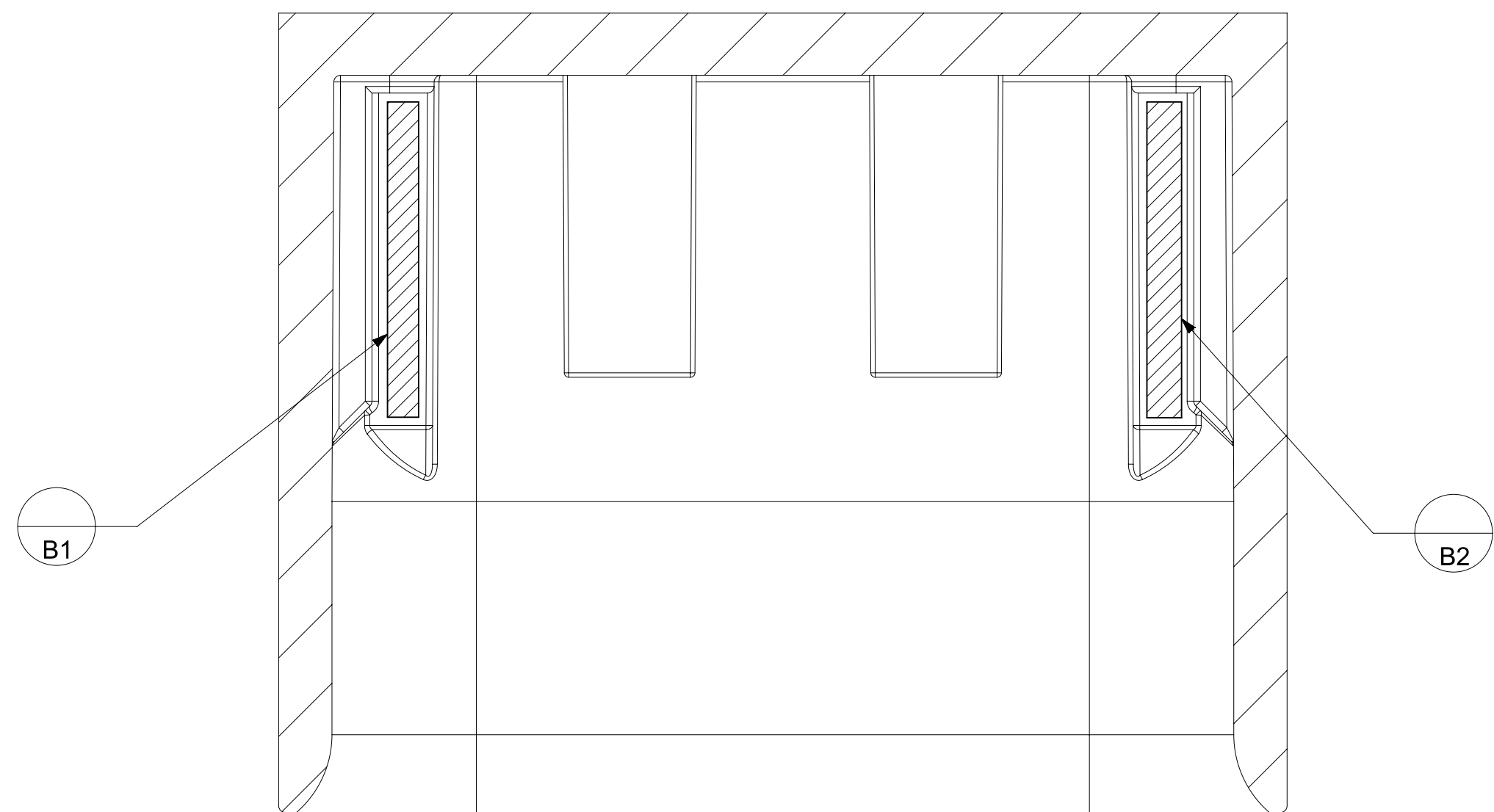


FUNCTIONAL SYMBOLS										THIS DRAWING CONTAINS INFORMATION THAT IS PROPRIETARY TO MOLEX ELECTRONIC TECHNOLOGIES, LLC AND SHOULD NOT BE USED WITHOUT WRITTEN PERMISSION									
DIMENSION UNITS					SCALE					CURRENT REV DESC: Added Interference Ribs to 2X4									
mm					5:1														
GENERAL TOLERANCES (UNLESS SPECIFIED)										PHASE: Design Production									
ANGULAR TOL ± 3.0°										CO NO: CO-000001789									
4 PLACES ±										DRWN: Michael Li 2022-11-23									
3 PLACES ±										CHK'D: Michael Li 2022-12-02									
2 PLACES ± 0.100										APPR: Mike Vanslambrouck 2022-12-15									
1 PLACE ± 0.20										INITIAL REVISION:									
0 PLACES ±										DRWN: MLI149									
DRAFT WHERE APPLICABLE MUST REMAIN WITHIN DIMENSIONS										APPR:									
THIRD ANGLE PROJECTION					DRAWING					SERIES					DOCUMENT NUMBER				
A1-SIZE					34895					MATERIAL NUMBER					CUSTOMER				
SEE CHART										348950800					PSD 000 B				
SHEET NUMBER										4 OF 6									

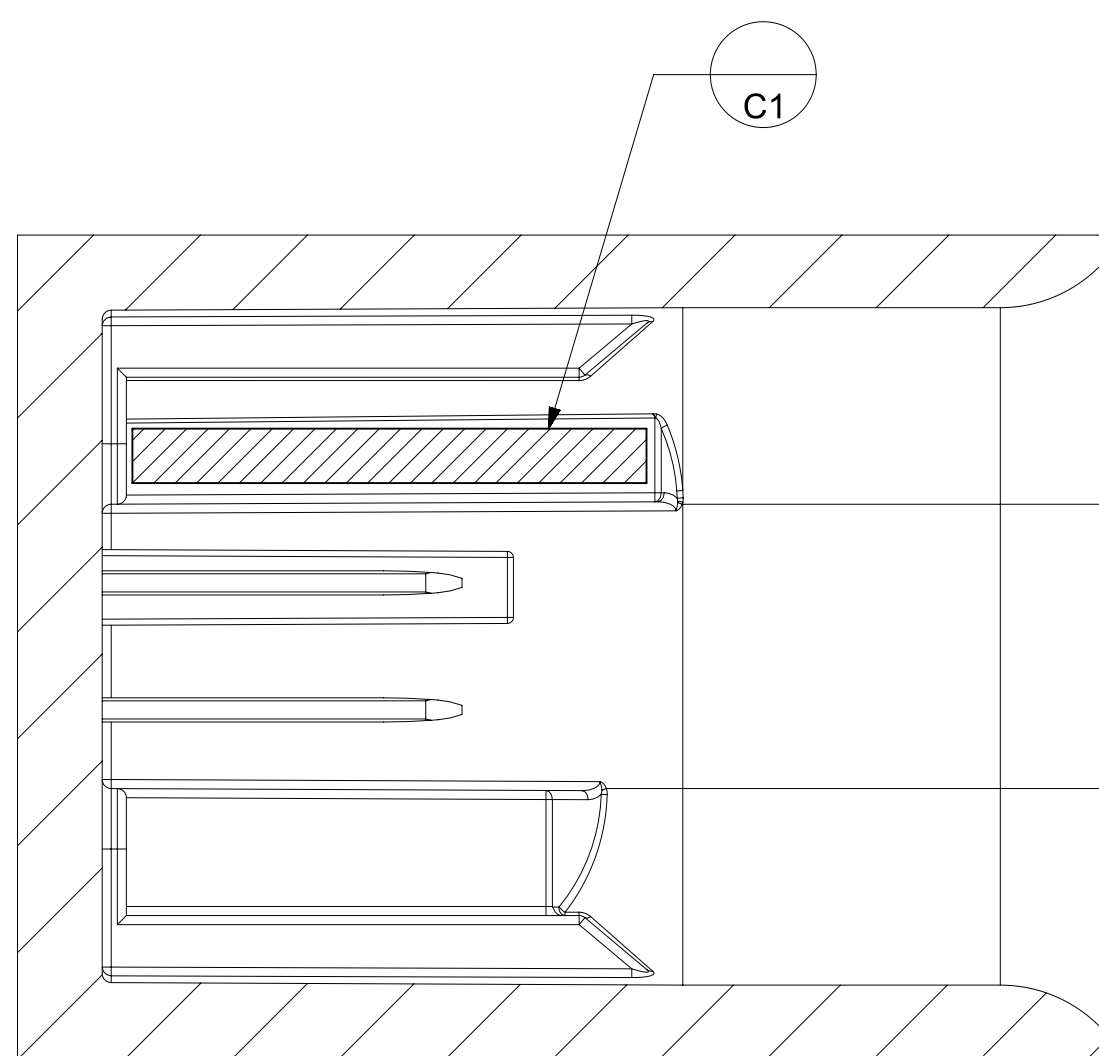
SHEET DESCRIPTION
 INTERFERENCE RIBS DEFINITION (FOR 2X4 ONLY)



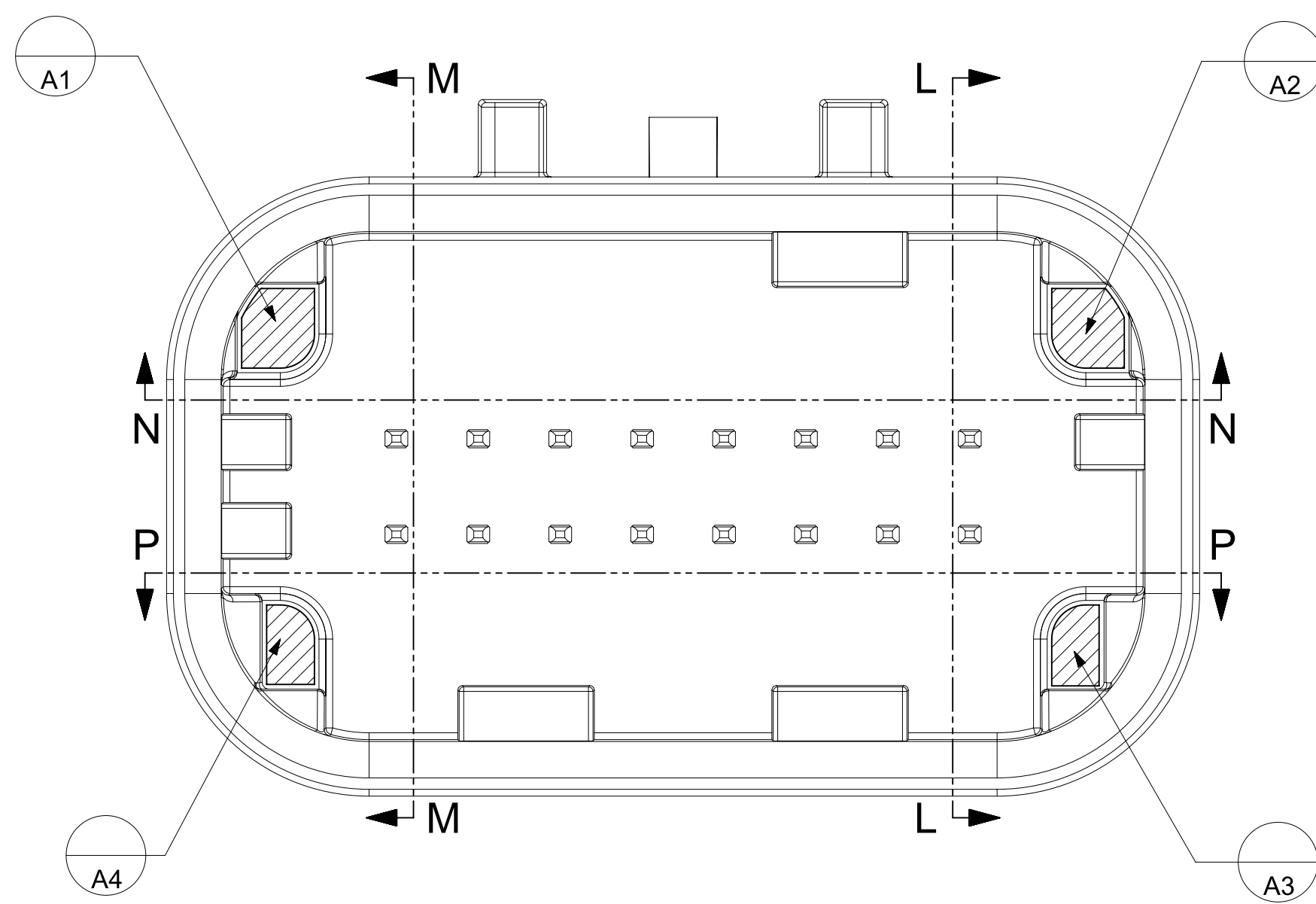
FUNCTIONAL SYMBOLS $\nabla_A = 0$ $\nabla_C = 0$ $\nabla_P = 4$	THIS DRAWING CONTAINS INFORMATION THAT IS PROPRIETARY TO MOLEX ELECTRONIC TECHNOLOGIES, LLC AND SHOULD NOT BE USED WITHOUT WRITTEN PERMISSION	DIMENSION UNITS: mm SCALE: 8:1	CURRENT REV DESC: Added Interference Ribs to 2X4				
	GENERAL TOLERANCES (UNLESS SPECIFIED) ANGULAR TOL ± 3.0°	PHASE: Design Production CO NO: CO-000001789 DRWN: Michael Li CHK'D: Michael Li APPR: Mike Vanslambrouck	2022-11-23 2022-12-02 2022-12-15				MINI50 SEALED DUAL ROW HEADER INTERFACE
DIVISIONAL SYMBOLS 4 PLACES ± 3 PLACES ± 2 PLACES ± 0.100 1 PLACE ± 0.20 0 PLACES ±	DRAFT WHERE APPLICABLE MUST REMAIN WITHIN DIMENSIONS	THIRD ANGLE PROJECTION	DRAWING: A1-SIZE	SERIES: 34895	MATERIAL NUMBER: SEE CHART	CUSTOMER:	PRODUCT SALES DRAWING
INITIAL REVISION: DRWN: MLI149 APPR:				DOCUMENT NUMBER: 348950800	DOC TYPE: PSD	DOC PART: 000	REVISION: B
				SHEET NUMBER: 5 OF 6			



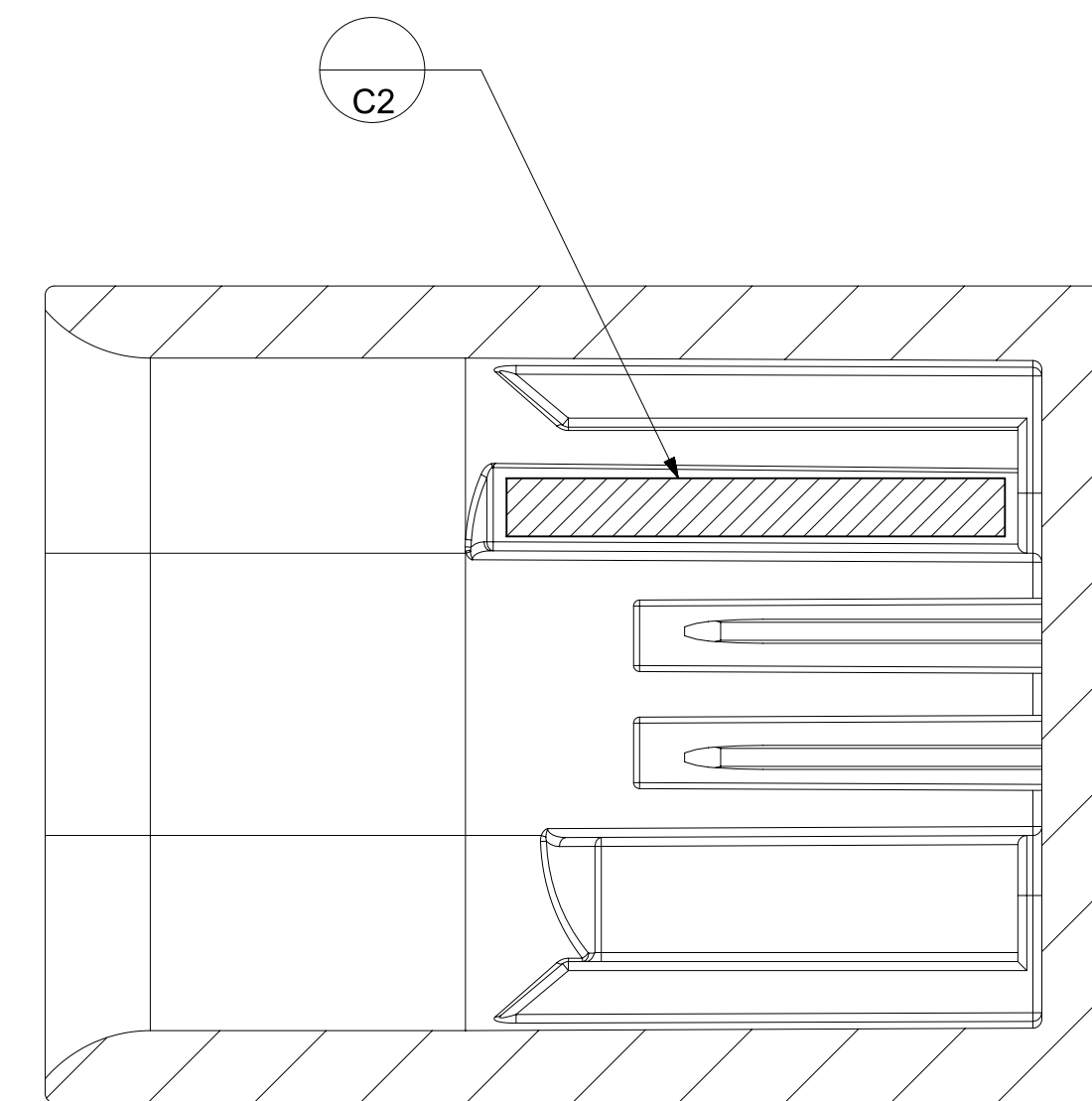
SECTION P-P



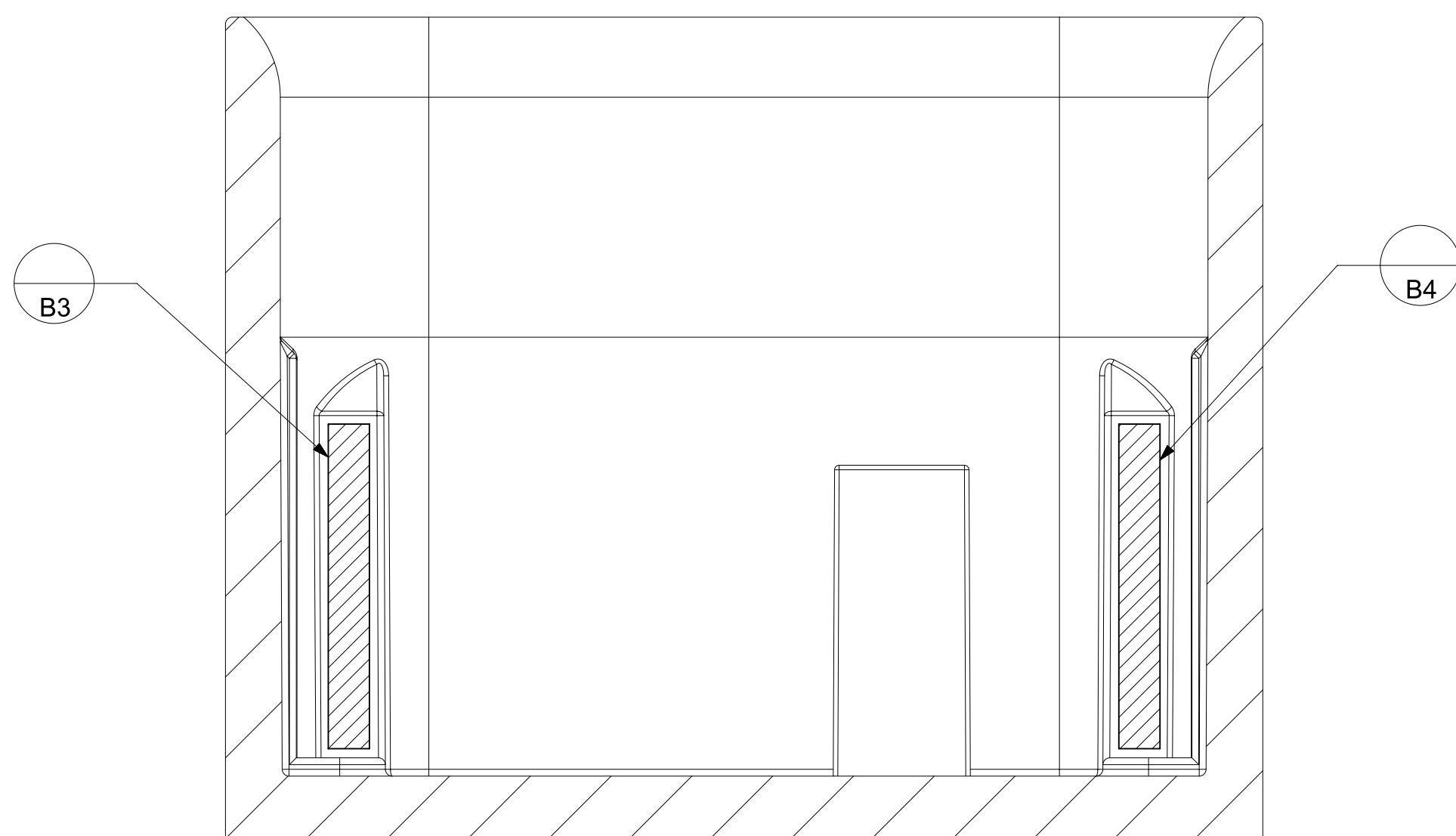
SECTION L-L



SECTION N-N



SECTION M-M



FUNCTIONAL SYMBOLS $\nabla_A = 0$ $\nabla_C = 0$ $\nabla_P = 0$	THIS DRAWING CONTAINS INFORMATION THAT IS PROPRIETARY TO MOLEX ELECTRONIC TECHNOLOGIES, LLC AND SHOULD NOT BE USED WITHOUT WRITTEN PERMISSION		CURRENT REV DESC: Added Interference Ribs to 2X4		 MINI50 SEALED DUAL ROW HEADER INTERFACE PRODUCT SALES DRAWING
	DIMENSION UNITS	SCALE	PHASE: Design Production		
	mm	8:1	CO NO: CO-000001789		
	GENERAL TOLERANCES (UNLESS SPECIFIED)		DRWN: Michael Li 2022-11-23		
ANGULAR TOL ± 3.0°		CHK'D: Michael Li 2022-12-02		DOCUMENT NUMBER	
4 PLACES ±		APPR: Mike Vanslambrouck 2022-12-15		348950800	
3 PLACES ±		INITIAL REVISION:		DOC TYPE	DOC PART
2 PLACES ± 0.100		DRWN: MLI149		PSD	000
1 PLACE ± 0.20		APPR:		REVISION	
0 PLACES ±		THIRD ANGLE PROJECTION		B	
DRAFT WHERE APPLICABLE MUST REMAIN WITHIN DIMENSIONS		DRAWING		SHEET NUMBER	
		A1-SIZE		6 OF 6	
		SERIES		CUSTOMER	
		34895		SEE CHART	
		MATERIAL NUMBER		CUSTOMER	
		348950800			