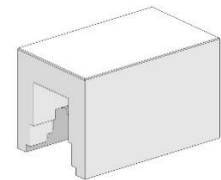


**1-by-1
Cage
Insertion Tool**



**Application Tooling
Specification Sheet**



Order No. 200214-1111

FEATURES

- Lightweight tool used in the insertion of a QSFP-DD cage in a PCB
- Inserts connector to a PCB without damage to the board

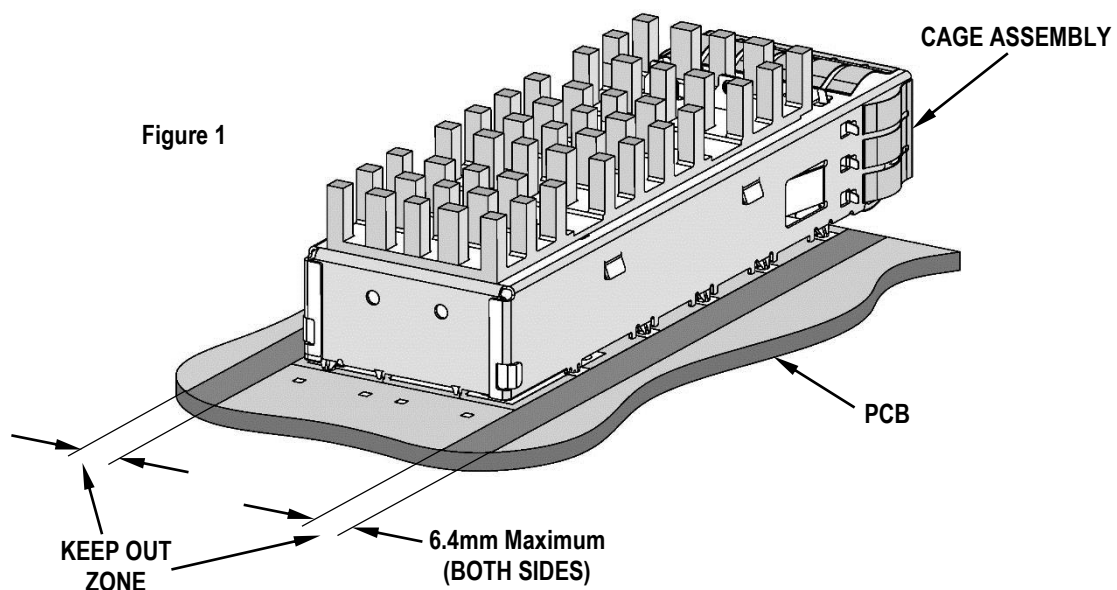
SCOPE

Products: Small Form-Factor Pluggable QSFP-DD 1-by-1 Cages with Press-Fit PC Tails

Connector Series No.	Connector Order No.					
203143	203143-1231	203143-1232	203143-1233	203143-1234	203143-1235	203143-1236
	203143-1240	203143-1242	203143-1243	203143-1244	203143-1250	203143-1252
	203143-1253	203143-1254	203143-1255	203143-1256	203143-1340	203143-1341
	203143-1342	203143-1343	203143-1344	203143-1345	203143-1346	203143-1347
	203143-1348	203143-1349	203143-1350	203143-1351	203143-1352	203143-1353
	203143-1354	203143-1355	203143-1356	203143-1357	203143-1440	203143-1441
	203143-1442	203143-1443	203143-1444	203143-1445	203143-1446	203143-1447
	203143-1448	203143-1540	203143-1541	203143-1542	203143-1543	203143-1544
	203143-1545	203143-1546	203143-1547	203143-1548	203143-1640	203143-1641
	203143-1642	203143-1643	203143-1644	203143-1645	203143-1646	203143-1647
	203143-1648					

Notes:

1. See the following page for tooling operation instructions.
2. This tool requires a "Keep Out Zone" to be free of components. The tool overhangs the rear of the cage to allow for light pipe options. The right and left sides should be .25" (6.4mm). See Figure 1.



Operation

1. By hand, place a cage assembly on the PCB. Make sure all compliant tails are engaged in PCB holes.
2. Place the tool on the cage assembly, oriented as shown in Figure 2.
3. Place the tool, cage, and PCB in a press of suitable size and force, and seat the cage as shown. The PCB support (not furnished by Molex) must have clearance for the connector pins if they pass through the PCB.

Note: This insertion tool does not contact the PCB when the connector is fully seated.

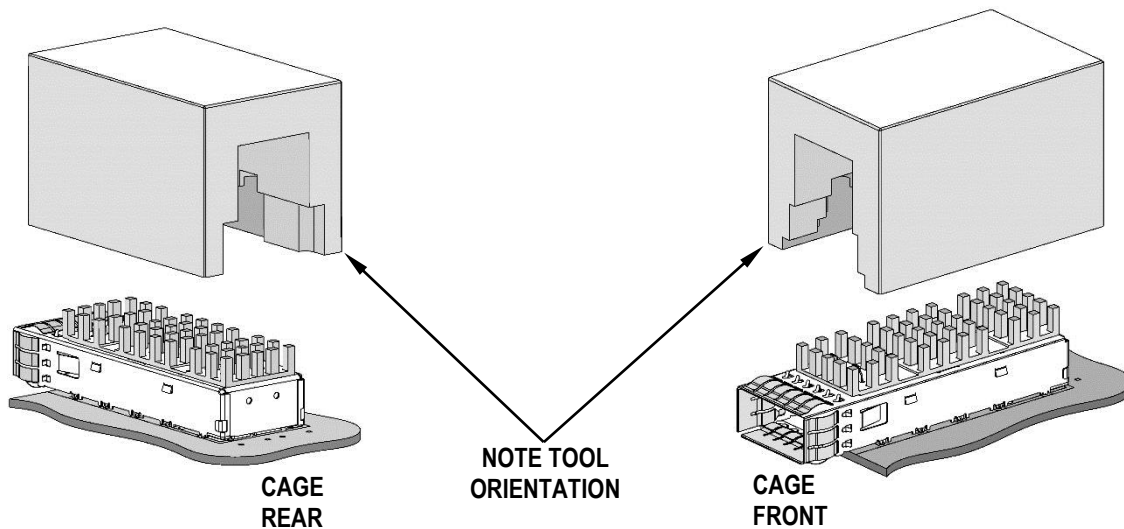
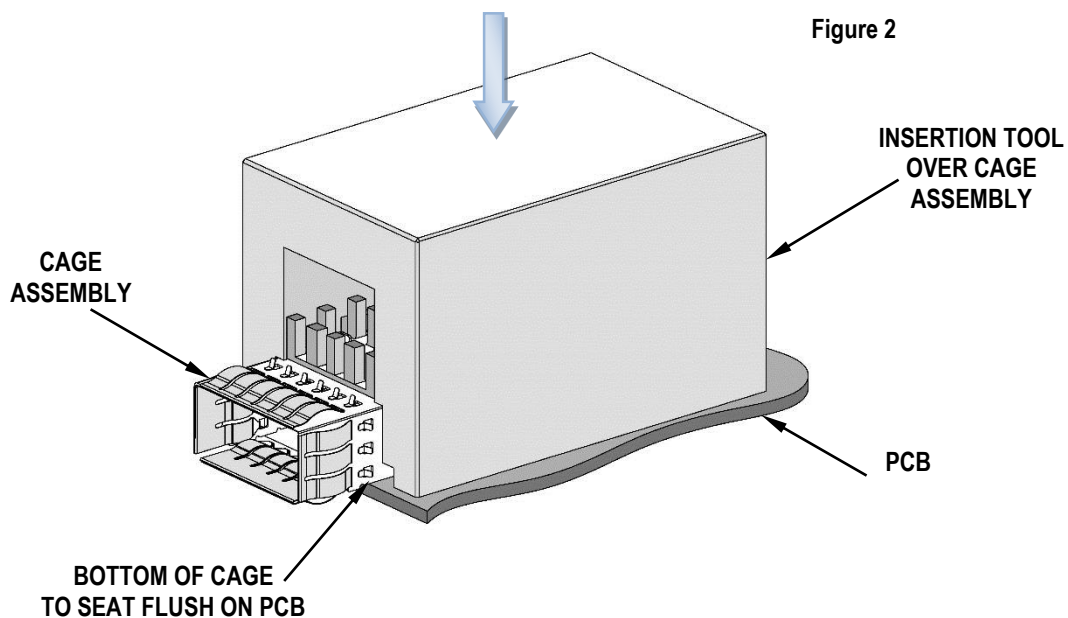


Figure 2



Application Tooling Support

Phone: (402) 458-TOOL (8665)
 E-Mail: applicationtooling@molex.com
 Website: www.molex.com/applicationtooling

Molex is a registered trademark of Molex, LLC in the United States of America and may be registered in other countries; all other trademarks listed herein belong to their respective owners.