

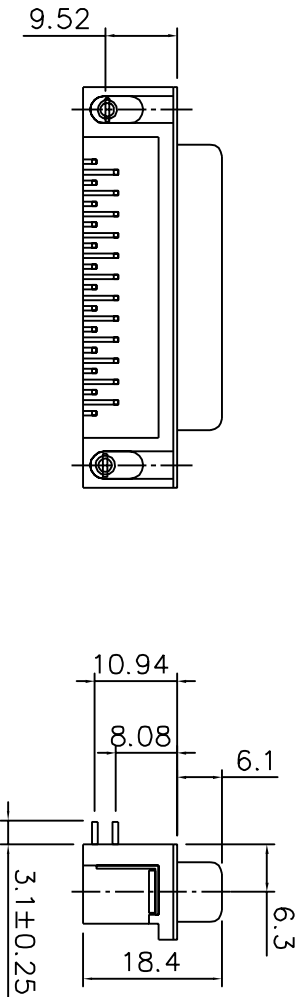
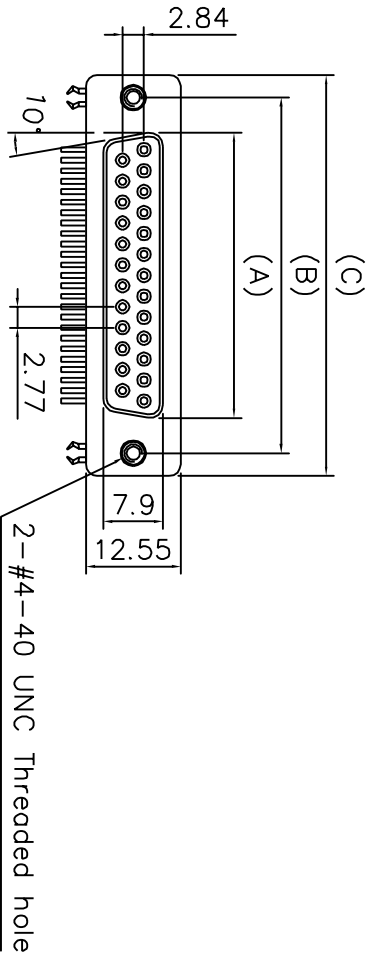
This document is the property of Amphenol Corporation and is delivered on the express condition that it is not to be distributed outside the company or used for any purpose other than that for which it was prepared. Information in this document is provided without any warranty, and that no right is granted to disclose or to use any information in this document.

FEMALE

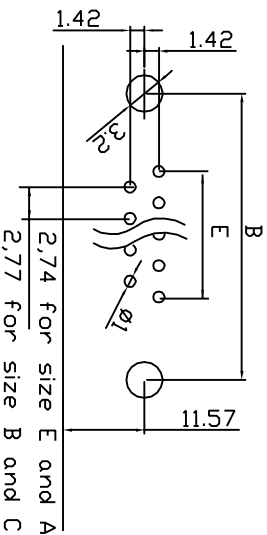
Specifications

Contact Resistance: 30m ohms max. at DC 100mA
 Insulator Resistance: 1000M ohms min. at DC 500V
 Current Rating: 5 AMP
 Dielectric Withstanding Voltage: AC 1000V For 1 minute
 Operating Temperature: -55°C ~ +150°C
 Peak reflow : resist to short term (30s) at 260°C
 Shell : steel, tin plated
 Contact: Copper alloy, 15" selective gold plated
 Tails : Tin plated
 Housing: Glass-filled thermoplastic (UL 94V-0)

RoHS compliant
 MSL components : level 3



RECOMMENDED PCB LAYOUT



PCB EDGE

Size	part number	A	B	C	E
09	L17HTNCS4R2C	16.92	24.99	30.81	11,09
15	L17HTNAS4R2C	25.25	33.32	39.14	19,39
25	L17HTNBS4R2C	38.96	47.04	53.0.4	33,24
37	L17HTNCS4R2C	55.42	63.50	69.32	49,86

TOLERANCE (mm)	APPROVALS	DATE	TITLE	SCALE	REV.
X ±0.3	DRAWN GDU	20/04/06	17HT SERIES D-SUB CONNECTORS PCB RIGHT ANGLE FOOTPRINT : 8.08 mm SOCKET	A4	A
XX ±0.1	CHECKED J.F.L.	20/04/06			
XXX ±0.05	APPROVED J.F.L.	20/04/06			
UNLESS OTHERWISE SPECIFIED		UNIT : MM	SIZE : DRAWING N°	L17HT-N-S 4R2C	
			AMPHENOL	Dole Plant	
			AMPHENOL SOCAPEX	Sheet 1 of 1	