

SMD12HE THRU SMD120HE

1 Amp Schottky Rectifiers 20 - 200 Volts

Features

- Halogen free available upon request by adding suffix "-HF"
- Lead Free Finish/RoHS Compliant (Note1)("P" Suffix designates Compliant. See ordering information)
- High surge forward current capability
- Epoxy meets UL 94 V-0 flammability rating
- Moisture Sensitivity Level 1
- Operating Temperature: SMD12HE~SMD14HE: -55°C to +125°C
 SMD15HE~SMD120HE: -55°C to +150°C
- Storage Temperature: -55°C to +150°C
- Typical Thermal Resistance: 15°C/W Junction to Lead

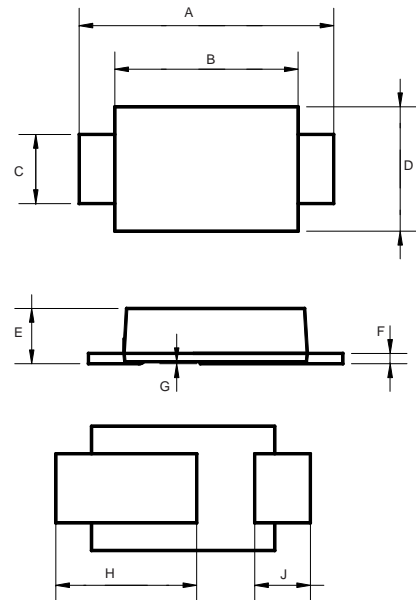
MCC Catalog Number	Device Marking	Maximum Recurrent Peak Reverse Voltage	Maximum RMS Voltage	Maximum DC Blocking Voltage
SMD12HE	S12L	20V	14V	20V
SMD13HE	S13L	30V	21V	30V
SMD14HE	S14L	40V	28V	40V
SMD15HE	S15L	50V	35V	50V
SMD16HE	S16L	60V	42V	60V
SMD18HE	S18L	80V	56V	80V
SMD110HE	S110L	100V	70V	100V
SMD115HE	S115L	150V	105V	150V
SMD120HE	S120L	200V	140V	200V

Electrical Characteristics @ 25°C Unless Otherwise Specified

Average Forward Current	$I_{F(AV)}$	1.0A	$T_a=100^\circ\text{C}$
Peak Forward Surge Current	I_{FSM}	30A	8.3ms, half sine
Maximum Instantaneous Forward Voltage	V_F	12~14	$I_{FM} = 2.0A;$ $T_a=25^\circ\text{C}$
		15~16	
		18~110	
		115~120	
Maximum DC Reverse Current At Rated DC Blocking Voltage	I_R	0.5mA	$T_a = 25^\circ\text{C}$

Note: 1. High Temperature Solder Exemption Applied, see EU Directive Annex 7.

SOD-123HE



DIM	DIMENSIONS				NOTE
	INCHES		MM		
	MIN	MAX	MIN	MAX	
A	.140	.156	3.55	3.95	
B	.100	.112	2.55	2.85	
C	.035	.043	0.90	1.10	
D	.067	.075	1.70	1.90	
E	.028	.035	0.70	0.90	
F	.004	.008	0.10	0.20	
G	.001	.002	0.02	0.05	
H	.067	.098	1.70	2.50	
J	.016	.047	0.40	1.20	

Characteristics(Typical)

FIG1:Io-Ta Curve

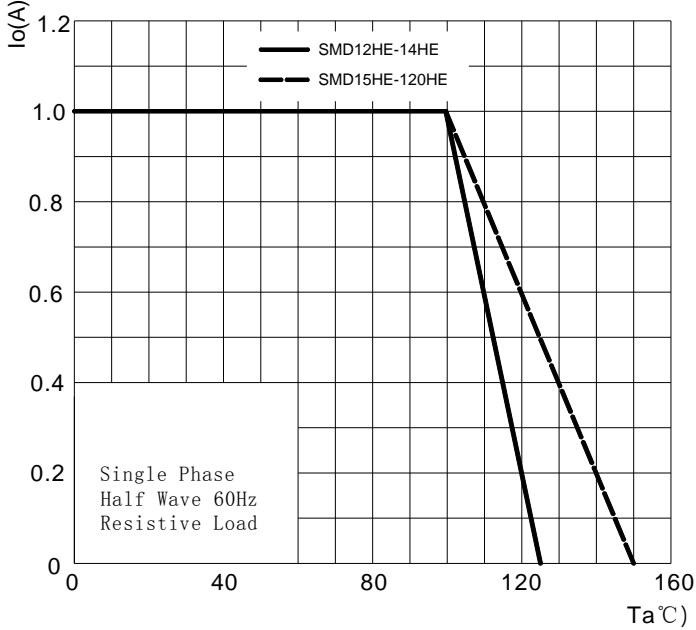


FIG2:Surge Forward Current Capadility

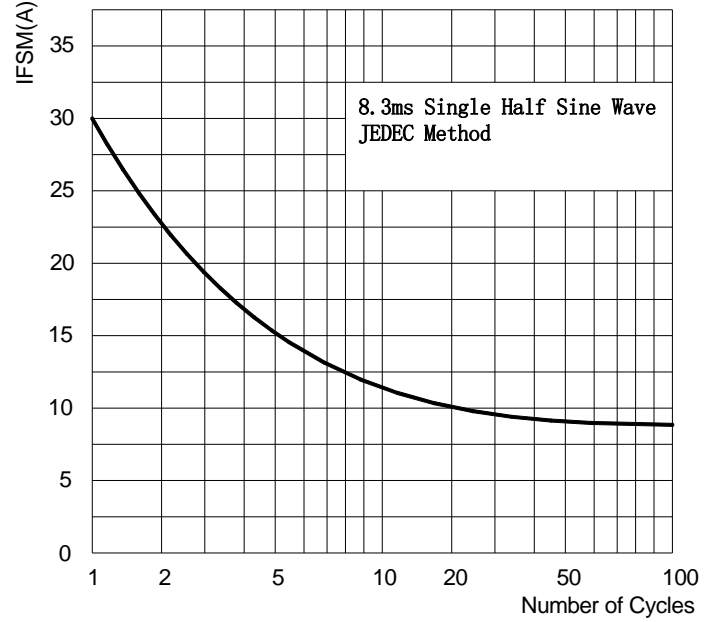


FIG3: Forward Voltage

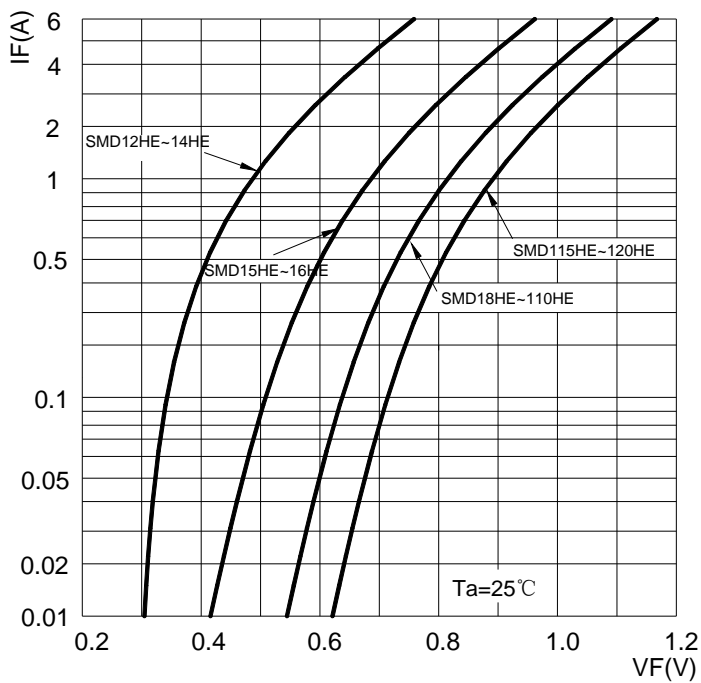
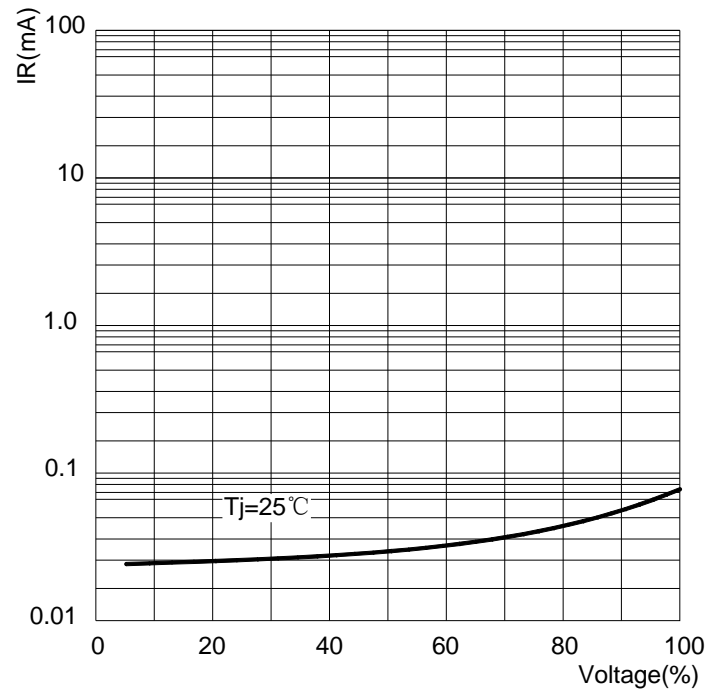


FIG4:Typical Reverse Characteristics





Ordering Information :

Device	Packing
Part Number-TP	Tape&Reel: 3Kpcs/Reel

Note : Adding "-HF" suffix for halogen free, eg. Part Number-TP-HF

*****IMPORTANT NOTICE*****

Micro Commercial Components Corp. reserves the right to make changes without further notice to any product herein to make corrections, modifications , enhancements , improvements , or other changes . **Micro Commercial Components Corp .** does not assume any liability arising out of the application or use of any product described herein; neither does it convey any license under its patent rights ,nor the rights of others . The user of products in such applications shall assume all risks of such use and will agree to hold **Micro Commercial Components Corp .** and all the companies whose products are represented on our website, harmless against all damages.

*****LIFE SUPPORT*****

MCC's products are not authorized for use as critical components in life support devices or systems without the express written approval of Micro Commercial Components Corporation.

*****CUSTOMER AWARENESS*****

Counterfeiting of semiconductor parts is a growing problem in the industry. Micro Commercial Components (MCC) is taking strong measures to protect ourselves and our customers from the proliferation of counterfeit parts. MCC strongly encourages customers to purchase MCC parts either directly from MCC or from Authorized MCC Distributors who are listed by country on our web page cited below. Products customers buy either from MCC directly or from Authorized MCC Distributors are genuine parts, have full traceability, meet MCC's quality standards for handling and storage. **MCC will not provide any warranty coverage or other assistance for parts bought from Unauthorized Sources.** MCC is committed to combat this global problem and encourage our customers to do their part in stopping this practice by buying direct or from authorized distributors.