


## 5x20 mm/No. 311 Indicator, 250 V



**Time-Current Characteristic**  
Mittelträge (M)

**Standard**  
DIN 41577, T.2

**Approvals**  
None

## Specifications

### Packaging

002: Pack (20 x 10 pcs.)

### Materials

Tube: Ceramic  
End Caps: Nickel-plated brass

### Operating Temperature

-40 °C to +85 °C (consider de-rating)

### Climatic Category

-40 °C / +85 °C / 21 days  
(IEC 60068-1,-2-1,-2-2,-2-78)

### Stock Conditions

+10 °C to +60 °C  
relative humidity ≤ 75 % yearly average,  
without dew

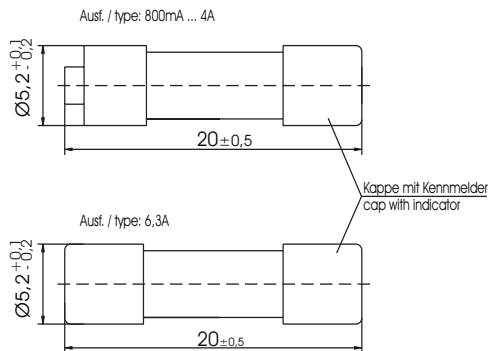
### Vibration Resistance

24 cycles at 15 min. each (EN 60068-2-6)  
10 - 60 Hz at 0.75 mm amplitude  
60 - 2000 Hz at 10 g acceleration

### Marking

Ⓜ, M, Current Rating, 250 V, G

## Dimensions (mm)



### Limits for Pre-arcing Time

Rated Current	1.5 x I <sub>N</sub>	2.1 x I <sub>N</sub>	2.75 x I <sub>N</sub>	4 x I <sub>N</sub>	10 x I <sub>N</sub>
800 mA ... 6.30 A	> 1 h	< 30 min	-	60 ms ... 2 s	5 ms ... 70 ms

### Permissible continuous operating current is ≤ 80 % at ambient temperature of 23 °C (73.4 °F).

Rated Current	Amp Code	Voltage Rating	Breaking Capacity	Voltage Drop 1.0 x I <sub>N</sub> Ⓜ max. (mV)	Power Dissipation 1.5 x I <sub>N</sub> Ⓜ max. (W)	Melting Integral 10 x I <sub>N</sub> Ⓜ min. (A <sup>2</sup> s)	Approvals
800 mA	0800	250 V <sup>2</sup>		400		1.0	
1 A	1100	250 V <sup>2</sup>		350		1.2	
1.25 A	1125	250 V <sup>2</sup>		310		1.7	
1.6 A	1160	250 V <sup>2</sup>	1500 A @ 250 V AC 50 Hz cos φ = 0.7	480	on request	2.5	None
2 A	1200	250 V <sup>2</sup>		360		4.5	
2.5 A	1250	250 V <sup>2</sup>		300		8.2	
4 A	1400	250 V <sup>2</sup>		180		30.0	
6.3 A <sup>1</sup>	1630	250 V <sup>2</sup>		160		94.0	

<sup>1</sup> without gauge stud

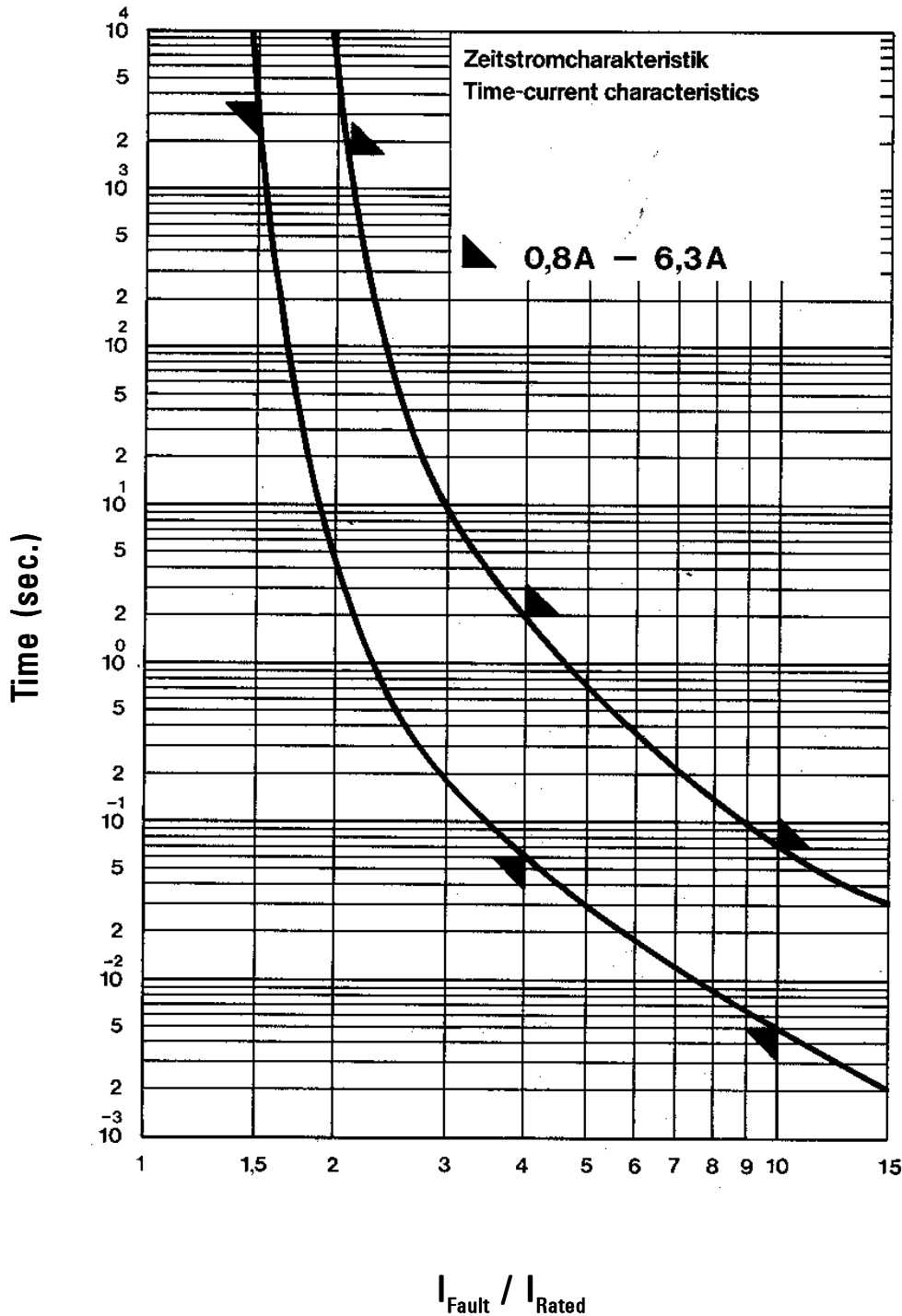
<sup>2</sup> operating voltage ≥ 10 V

Note: 1.00 means the number one with two decimal places. 1,000 means the number one thousand.

## Order Information

Qty.	Order-Number	Series	Amp Code	Packaging
		311		

# 5x20mm/ No. 311



Contact Littelfuse for individual I-t curves