

4

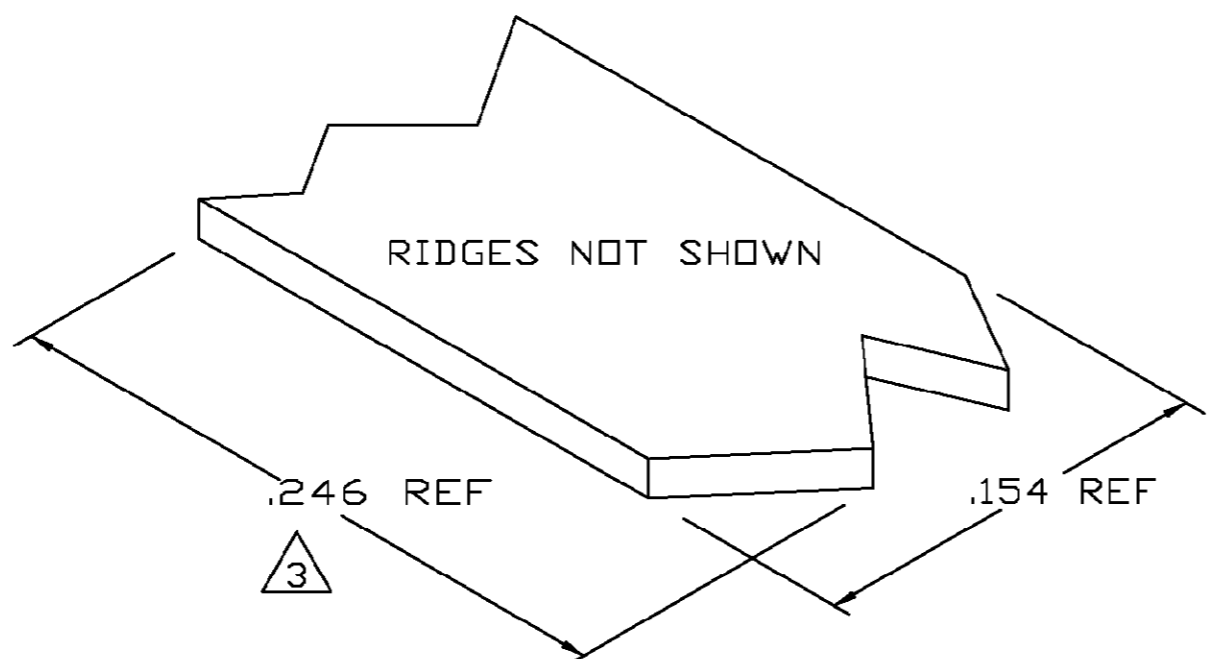
3

2

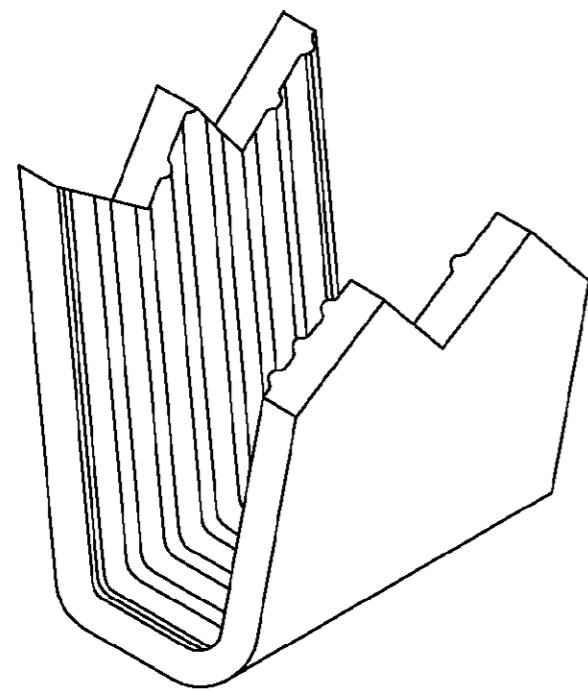
1

THIS DRAWING IS UNPUBLISHED. RELEASED FOR PUBLICATION  
 © COPYRIGHT BY TYCO ELECTRONICS CORPORATION. ALL RIGHTS RESERVED.

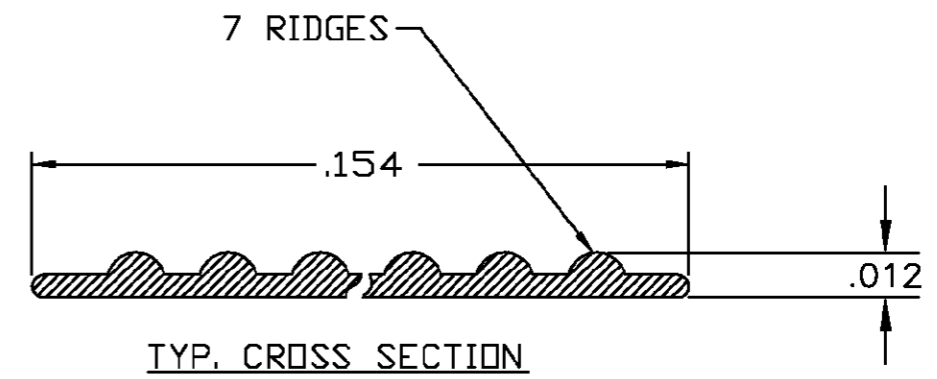
LOC	DIST	REVISIONS			
P	LTR	DESCRIPTION	DATE	DWN	APVD
	0	TRANSFERED TO TYCO FORMAT	08JUL02	MF	EH



- 1 CRIMPBAND MATERIAL PROVIDED IN CONTINUOUS STRIP.
  - 2 REFERENCE DESCRIPTIVE PART NUMBER L045D12B.
- 3 BLANK LENGTH DETERMINED BY 045 TOOLSET.



PARTIAL FORMED VIEW (REF)  
 FORMED BY APPLICATION TOOLING



1601572-1  
 PART NUMBER

THIS DRAWING IS A CONTROLLED DOCUMENT.		DWN MICHAEL S. FEHER 08JUL2002	<b>tyco</b> Tyco Electronics Corporation	
DIMENSIONS: INCHES		CHK EDWARD HOWARD 08JUL2002	<b>Electronics</b> Harrisburg, PA 17105-3608	
TOLERANCES UNLESS OTHERWISE SPECIFIED:		APVD EDWARD HOWARD 08JUL2002	NAME -	
0 PLC ± -		PRODUCT SPEC	-	
1 PLC ± -		APPLICATION SPEC	CRIMPBAND, RTM	
2 PLC ± -		WEIGHT	-	
3 PLC ± .005		SIZE	CAGE CODE	DRAWING NO
4 PLC ± -		A3	00779	C-1601572
ANGLES ± -		RESTRICTED TO		-
MATERIAL UNS C26000 BRASS	FINISH NONE	CUSTOMER DRAWING		SCALE 1:1 SHEET 1 OF 1 REV 0