


# HC-M-25-MOD-BU

Order No.: 1605005

<http://eshop.phoenixcontact.de/phoenix/treeViewClick.do?UID=1605005>

HEAVYCON contact insert module, female, 25-pos., crimp connection

## Commercial data

|                          |  |
|--------------------------|--|
| GTIN (EAN)               | <br>4 017918 893347 |
| sales group              | D042   |
| Pack                     | 2 pcs.   |
| Customs tariff           | 85369010   |
| Catalog page information | Page 458 (PC-2009)   |

## Product notes

WEEE/RoHS-compliant since:  
06/13/2006

<http://www.download.phoenixcontact.com>  
Please note that the data given here has been taken from the online catalog. For comprehensive information and data, please refer to the user documentation. The General Terms and Conditions of Use apply to Internet downloads.

## Technical data

### Electrical characteristics

|                       |   |
|-----------------------|---|
| Note                  | For housing HC-B6 to B48, for housing HC-ADVANCE-B6 to B24, hinged retaining frame HC-M-MHR... necessary, crimp contacts VS-...CD-1,0... (crimp contacts not included in scope of supply) |
| Rated voltage (III/3) | 50 V  |
| Rated current         | 5 A   |
| Rated surge voltage   | 0.8 kV  |

---

|                                 |                   |
|---------------------------------|-------------------|
| Ambient temperature (operation) | -40 °C ... 125 °C |
| Number of positions             | 25                |

**Mechanical characteristics**

|   |  |
|---|--|
| Conductor cross-section                 | 0.09 mm <sup>2</sup> ... 0.5 mm <sup>2</sup> |
| Connection cross-section AWG            | 28 ... 20                                    |
| Stripping length of the individual wire | 3.8 mm                                       |
| Insertion/withdrawal cycles             | ≥ 500  |

**General characteristics**

|                                    |   |
|------------------------------------|---|
| Number of module slots             | 1   |
| Connection method                  | Crimp connection  |
| Inflammability class acc. to UL 94 | V0  |
| Pollution degree                   | 3   |
| Surge voltage category             | III   |
| Assembly instructions              | Housing height ≥ 52 mm. Plug-in connections may only be operated only when there is no load/voltage. Use of HC-CST (1676857) keying pins and HC-CBU (1676860) coding sockets has been prescribed. |

**Material data**

|                          |              |
|--------------------------|--------------|
| Contact material         | Copper alloy |
| Contact surface material | Au           |
| Contact carrier material | PC           |

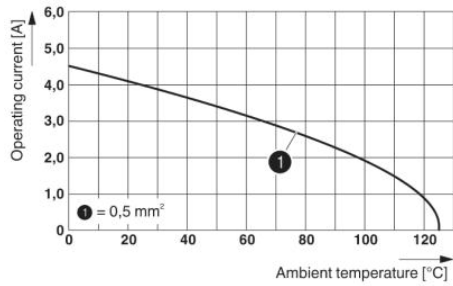
**Certificates / Approvals**



Certification GOST

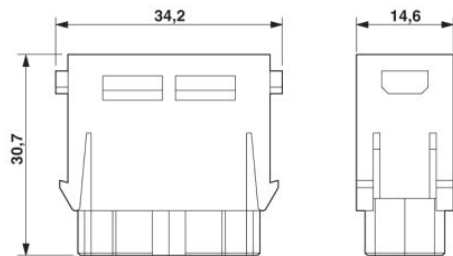
## Diagrams/Drawings

### Diagram



Derating diagram (6 modules in HC-B 24 housing)

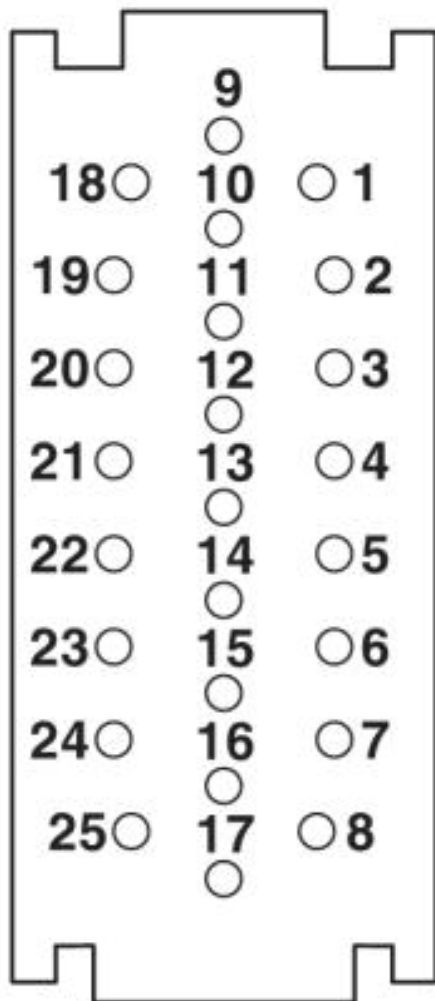
### Dimensioned drawing



Female insert

Schematic diagram

---



**Address**

PHOENIX CONTACT Deutschland GmbH  
Flachmarktstr. 8  
32825 Blomberg, Germany  
Phone +49 5235 3 12000  
Fax +49 5235 3 41200  
<http://www.phoenixcontact.de>



© 2010 Phoenix Contact  
Technical modifications reserved;