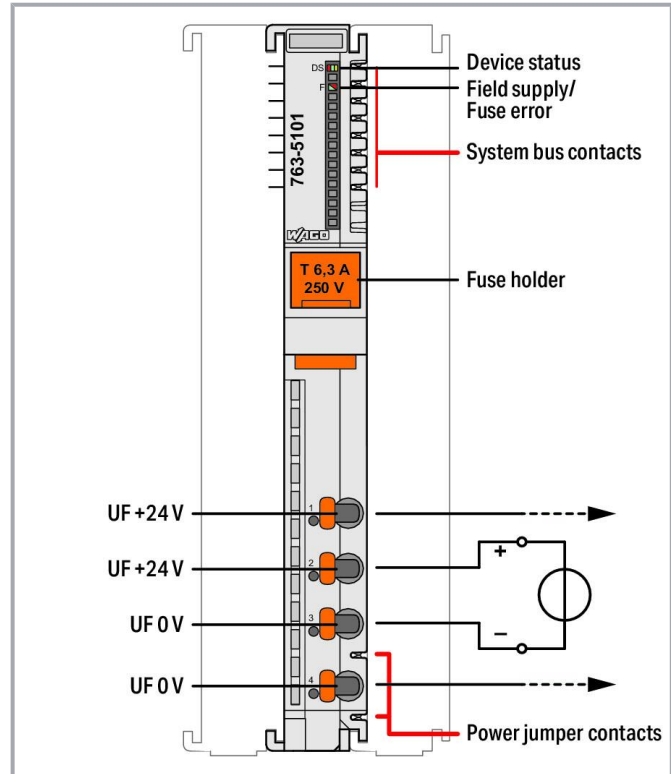



Data sheet | Item number: 763-5101

Power Supply; 24 VDC; fuse holder

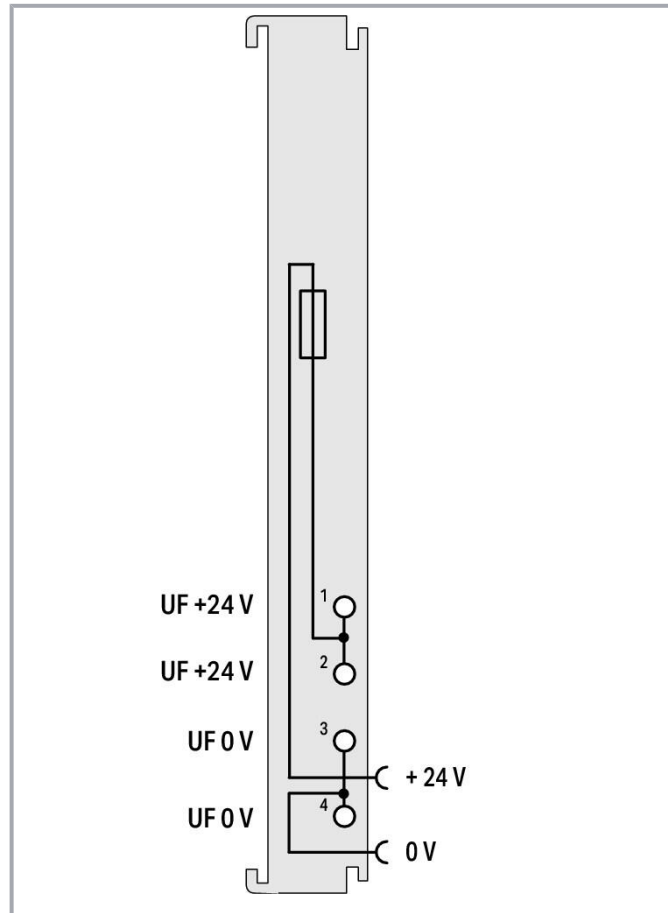
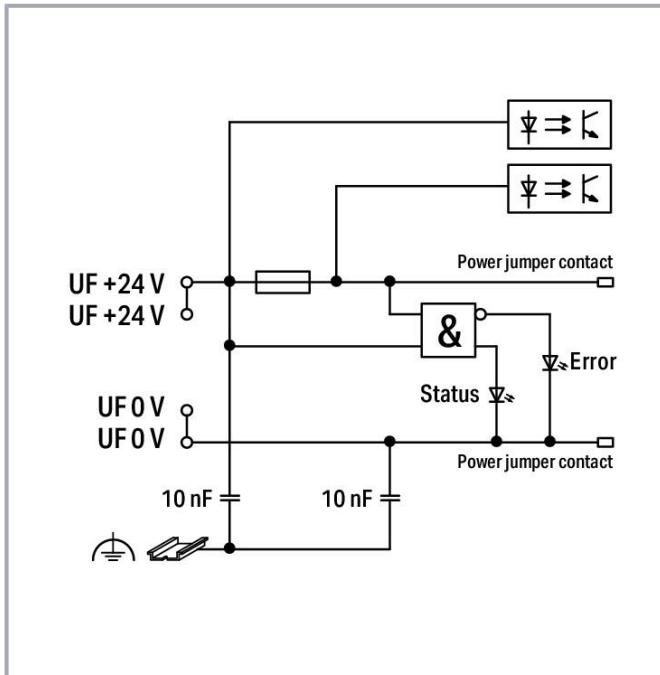
www.wago.com/763-5101



Subject to changes. Please also observe the further product documentation!

WAGO GmbH & Co. KG
Hansastr. 27
32423 Minden
Phone: +49571 887-0 | Fax: +49571 887-169
Email: info.de@wago.com | Web: www.wago.com

Do you have any questions about our products?
We are always happy to take your call at +49 (571) 887-44222.



Item description

This supply module provides the I/O modules with the 24 VDC field supply voltage.

The maximum current provided by the supply module is 6.3 A.

When configuring the system, it must be ensured that this total current is not exceeded. Should higher currents be necessary, an additional supply module must be added to the assembly.

This module is fuse-protected (5 x 20 mm).

The fuse can be changed quickly and easily from the retractable fuse holder.

A blown fuse and the field power supply status are indicated by a LED.

The supply module transmits status information for the voltage states before and after the fuse to the head-end station.

Data

Technical data

Fuse	5 x 20; T 6.3 A (not included); PV (max.) = 1.6 W; Observe the fuse derating!
Data width	2 bits; Bit 0: Power supply status (field) in front of the fuse; Bit 1: Power supply status (field) behind the fuse (at the power jumper)

Subject to changes. Please also observe the further product documentation!

WAGO GmbH & Co. KG

Hansastr. 27

32423 Minden

Phone: +49571 887-0 | Fax: +49571 887-169

Email: info.de@wago.com | Web: www.wago.com

Do you have any questions about our products?

We are always happy to take your call at +49 (571) 887-44222.



	contacts)
Supply voltage (field)	24 VSELV DC (-25 ... +30 %); UF
Current consumption, field supply (module with no external load)	6 mA
Power loss P_i	1.0 W
Isolation, Field/System	min. 1000 VDC (1 min); per EN/UL 61010-2-201
Number of outgoing power jumper contacts	2
Current carrying capacity (power jumper contacts)	12 A
Marking	CI I, Div. 2, Group A, B, C, D, T4

Connection data

Connection type 1	Field supply
Solid conductor	0.25 ... 2.5 mm ² / 22 ... 14 AWG
Fine-stranded conductor	0.25 ... 2.5 mm ² / 22 ... 14 AWG
Strip length	8 ... 9 mm / 0.31 ... 0.35 inches
Note (conductor cross-section)	Insulated ferrule: 1.5 mm ² (max.)

Physical data

Width	12 mm / 0.472 inches
Height	105 mm / 4.134 inches
Depth	75 mm / 2.953 inches

Mechanical Data

Mounting type	DIN-35 rail
---------------	-------------

Material Data

Fire load	0.097 MJ
Weight	63 g
Conformity marking	CE

Environmental requirements

Ambient temperature (operation)	-25 ... +60 °C (Horizontal, typical control cabinet installation; -25 ... +50 °C, other mounting positions)
Ambient temperature (storage)	-40 ... +85 °C
Protection type	IP20
Pollution degree	2
Operating altitude	without temperature derating: 0 ... 2000 m; with temperature

Subject to changes. Please also observe the further product documentation!

	derating: 2000 ... 3000 m (0.5 K/100 m)
Mounting position	horizontal, typical for control cabinets (nominal mounting position); horizontal (floor mounting position); standing (vertical at bottom)
EMC immunity to interference	per EN 61000-6-1, -2
EMC emission of interference	per EN 61000-6-3, -4

Commercial data


PU (SPU)	1 pcs
Country of origin	DE
GTIN	4055143975742
Customs tariff number	85389091890

Environmental Product Compliance


RoHS Compliance Status	Compliant, No Exemption
------------------------	-------------------------

Approvals / Certificates


General approvals

Logo	Approval	Additional Approval Text	Certificate name
	UL Underwriters Laboratories Inc. (ORDINARY LOCATIONS)	UL 61010-2-201	E175199

Declarations of conformity and manufacturer's declarations

Logo	Approval	Additional Approval Text	Certificate name
	EU-Declaration of Conformity WAGO GmbH & Co. KG	-	-

Approvals for marine applications

Logo	Approval	Additional Approval Text	Certificate name
	BV Bureau Veritas S.A.	Rules for class. of Steel Ships	66432/A0
	DNV DNV Germany GmbH	DNV-CG-0339, Aug. 2021	TAA000031M


Subject to changes. Please also observe the further product documentation!

WAGO GmbH & Co. KG
Hansastr. 27
32423 Minden
Phone: +49571 887-0 | Fax: +49571 887-169
Email: info.de@wago.com | Web: www.wago.com

Do you have any questions about our products?
We are always happy to take your call at +49 (571) 887-44222.



Approvals for hazardous areas

Logo	Approval	Additional Approval Text	Certificate name
	UL Underwriters Laboratories Inc. (HAZARDOUS LOCATIONS)	UL 121201	E198726

Installation Notes

Product family

WAGO I/O System Advanced
[Show all products from the family](#)

Subject to changes. Please also observe the further product documentation!

WAGO GmbH & Co. KG
Hansastr. 27
32423 Minden
Phone: +49571 887-0 | Fax: +49571 887-169
Email: info.de@wago.com | Web: www.wago.com

Do you have any questions about our products?
We are always happy to take your call at +49 (571) 887-44222.