



PID Lamps

Low Pressure Gas Discharge Lamps



PID Lamps

Key Features

- High sensitivity and stability
- Long Life
- Lamp-to-lamp consistency
- Complete product offering
- Custom design capability

Applications

- Photoionization detectors
- Trace gas analyzers
- Gas chromatography
- Portable gas sniffers
- Sample ionization for mass spectrometry

Excelitas Technologies manufactures a complete line of high quality, long life, low pressure gas discharge lamps for use in photoionization detectors and trace gas analyzers. These Photoionization Detection (PID) lamps are interchangeable with all similar lamps presently available. Both current and RF excited designs are available with eV ratings ranging from 8.4 to 11.7.

Excelitas Technologies incorporates a unique high temperature seal design which allows these lamps to be processed at high temperatures. This process results in higher lamp to lamp consistency, enhanced performance and long life. It also allows for elimination of the getter currently utilized in competitive RF-excited designs.

Excelitas Technologies ensures unsurpassed performance by using only the highest purity metals, window materials and gases. Every lamp must pass a series of stringent tests and measurements prior to shipment to our customers.

PID Lamps

Low Pressure Gas Discharge Lamps

Lamp Operation

In low pressure gas discharge lamps, a glow discharge excites the natural resonance frequency of the fill gas, producing spectral emission lines down to the short wave cutoff of the window material. The gas discharge is confined to a small capillary within the lamp. Precise electrode alignment allows inherently ultra high stability at predetermined wavelengths.

The power supply and components for operation are relatively simple. A power supply and a series resistor power the lamp. Lamp operation occurs as the breakdown threshold of the fill gas is exceeded, usually on the order of -1100 to -1299 volts DC. The series resistor limits the current of the lamp to a reasonable operating level.

Lamp Life

Lamp life is affected by both current and operating temperature. At ambient temperature and 1 mA input

current, the lifetime of the 10.0eV lamp is greater than 5000 hours. This is typical for use in portable analyzers where the lamp is not operated at an elevated temperature. Most laboratory equipment requires the lamp temperature to be elevated to as high as 250°C. The typical lifetime of lamps with magnesium fluoride windows operated at 1mA current and a detector temperature of 250°C is 1500 hours. Operation at higher temperatures and/or currents will shorten the lamps lifetime.

During use it is typical that the outside of the lamp window becomes contaminated resulting in lower output and a loss of system sensitivity. Excelitas Technologies supplies cleaning kits for lamps with magnesium fluoride windows for the removal of any build-up on the window. Lamps with Lithium Fluoride windows cannot be operated at temperatures above 70°C and it is recommended that they be operated at ambient temperature. The Lithium Fluoride

material limits the typical lifetime of these lamps to under 200 hours.

Spectral Output and Relative Intensity

The eV rating of the lamp is determined by the lamp's spectral output. The spectral output of the lamp is determined by the fill gas and the transmission characteristics of the window material. The spectral output of the gases used most frequently are shown in the graphs below. The eV rating and wavelength are associated through Planck's Constant.


$$I(\lambda) = 1.2395(10^{-6})/eV$$

As seen from the graph showing krypton, both the 123.6 nm and 116.5 nm lines are present. Because of this the 10.0 eV and 10.6 eV lamps are interchangeable.


Other fill gases such as hydrogen and oxygen have been used but have found to result in shortened lamp life.

eV Ratings and Spectral Output

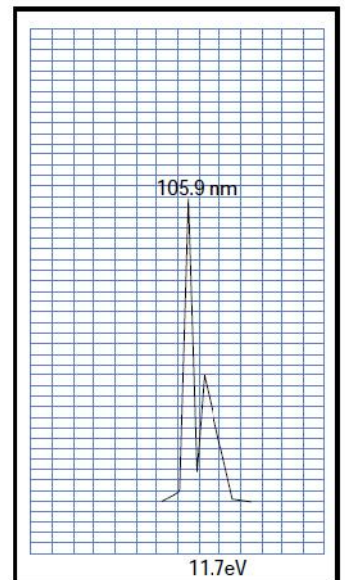
XENON



KRYPTON



ARGON



PID Lamps

Low Pressure Gas Discharge Lamps

Lamp Selection Table				
Excelitas Part	Energy (eV)	Wavelength (nm)	Window Material	Figure
FX-992U	8.4	147.6	Sapphire	1
FX-791U	9.5	130.0	MgF ₂	2
FK-792U	9.6	129.0	MgF ₂	1
FK-600U	10.0	123.9	MgF ₂	1
FK-793U	10.2	121.6	MgF ₂	2
FK-794U	10.6	116.9	MgF ₂	1
FA-798U	11.7	106.0	LiF	2
FA-737U	11.8	105.0	LiF	1
FK-1041U	10.6	116.9	MgF ₂	3
FA-1090U	11.7	106.0	LiF	3

Electrical Specifications for DC Current Excited Lamps	
Ignition Voltage	-1100 VDC min
Ignition Time	1-5 seconds
Operating Current	0.1 -1.0 mA
Typical Operating Voltage at maximum current	-310 VDC
Typical Operating Voltage at minimum current	-300 VDC
Lamp Power Dissipation	0.08-0.77 W
Series Resistor in Circuit	0.77-8.0 MΩ

Operating Circuit

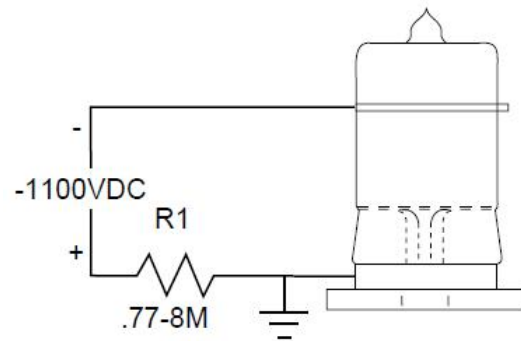


Figure 1

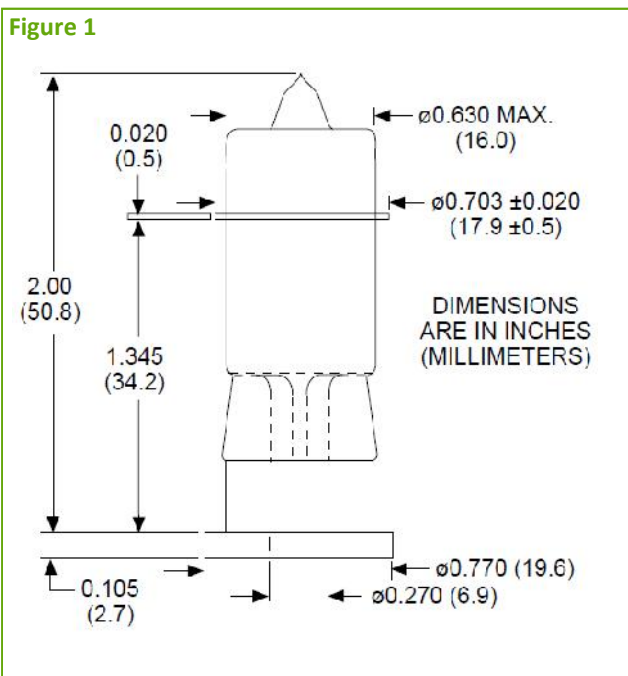
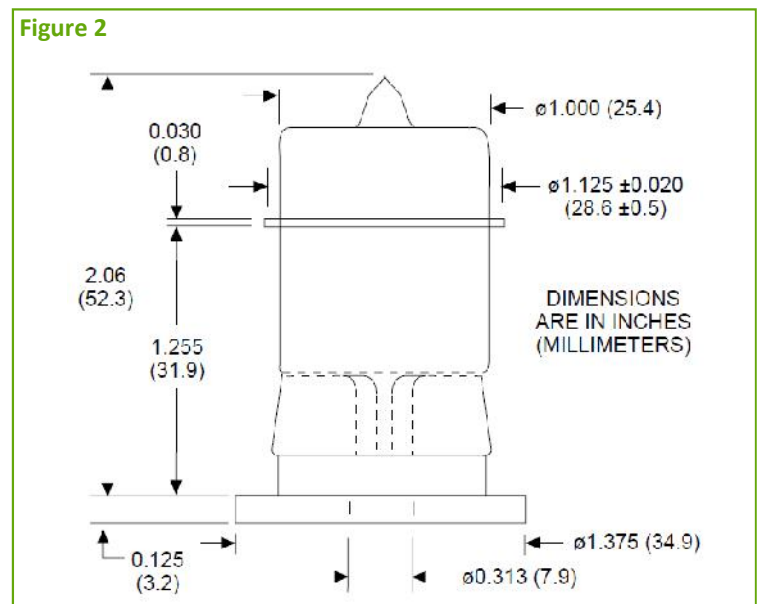


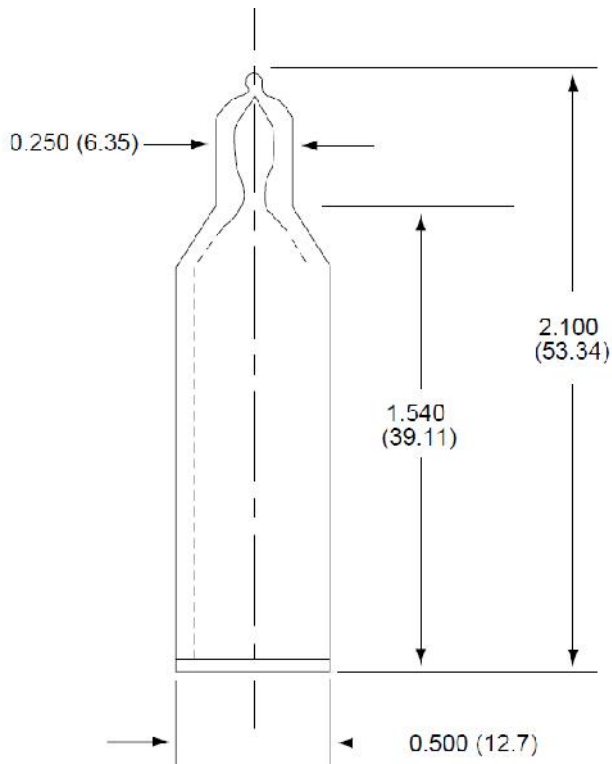
Figure 2



PID Lamps

Low Pressure Gas Discharge Lamps

Figure 3



About Excelitas Technologies

Excelitas Technologies is a global technology leader focused on delivering innovative, customized solutions to meet the lighting, detection and other high-performance technology needs of OEM customers.

From medical lighting to analytical instrumentation, clinical diagnostics, industrial, safety and security, and aerospace and defense applications, Excelitas Technologies is committed to enabling our customers' success in their specialty end-markets. Excelitas Technologies has approximately 3,000 employees in North America, Europe and Asia, serving customers across the world.

NOTE: All values are nominal; specifications subject to change without notice.

Excelitas Technologies
Analytical Product Group
35 Congress Street
Salem, MA 01970 USA
Tel: (+1) 978.224-4100
Toll free: (+1) 800 950 3441
Fax: (+1) 978 745 0894

Excelitas Technologies Shenzhen Co., Ltd.
Wearnes Technology Center
No. 10 Kefa Road, Science & Industry Park, Nanshan District,
Shenzhen, Guangdong, 518057
China
Telephone: (+86) 2655 3861
Fax: (+86) 775 2661 7311

Excelitas Technologies GmbH & Co KG
Wenzel-Jaksch-Str. 31
65199 Wiesbaden
Germany
Telephone: (+49) 611 492 0
Fax: (+49) 611 492 170
ledsolutions.europe@excelitas.com

For a complete listing of our global offices, visit <http://www.excelitas.com/locations>

© 2011 Excelitas Technologies Corp. All rights reserved. The Excelitas logo and design are registered trademarks of Excelitas Technologies Corp. All other trademarks not owned by Excelitas Technologies or its subsidiaries that are depicted herein are the property of their respective owners. Excelitas reserves the right to change this document at any time without notice and disclaims liability for editorial, pictorial or typographical errors.

EXCELITAS
TECHNOLOGIES