

Wall Mounted IR Thermometer with Large Color Display

800113



SPER
SCIENTIFIC

Environmental Measurement Instruments

Intelligent Temperature Detector

Copyright © 2022 by Sper Scientific

ALL RIGHTS RESERVED

Printed in the USA

The contents of this manual may not be reproduced or transmitted in any form or by any means electronic, mechanical, or other means that do not yet exist or may be developed, including photocopying, recording, or any information storage and retrieval system without the express permission from Sper Scientific.

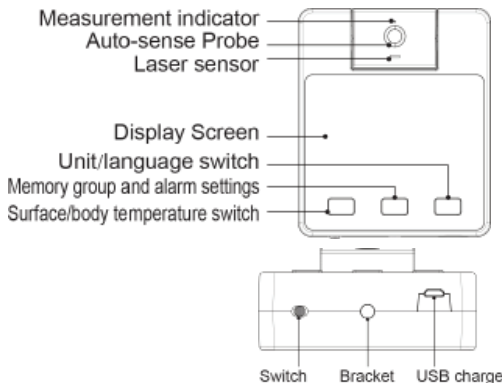
FEATURES

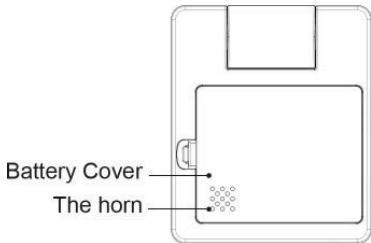

- Quick & accurate measurements
- Large LCD screen
- High temperature alarm
- Color temperature indications (green - normal / red - high temperature)
- Adjustable probe
- Audible notification
- 60 measurements stored to memory
- Flexible mounting options
- Easy operation

TABLE OF CONTENTS

1. INTRODUCTION.....	2
2. FEATURES.....	2
3. PRODUCT INFORMATION.....	4
4. SPECIFICATIONS.....	6
5. STATUS DESCRIPTIONS.....	7
6. OPERATION.....	8
7. BATTERY INSTALATION.....	9
7. MOUNTING OPTIONS.....	10
8. WARRANTY.....	11

Product Information





Specifications

Specification	Body Mode	Surface Mode
Mesuring Range	0 to 40 °C	0 to 60 °C
Operating Range	10 to 40 °C	
Accuracy	± 0.2 °C	± 0.5 °C
Repeatability	± 1 °C (± 2 °F)	
Resolution	0.1 °C (0.1 °F)	
Response Time	< 0.4s	
Distance Spot	1 cm to 10 cm	
Power Options	USB charging, 1 x 18650 Li-ion Battery, or 3 x AA	
Dimensions	120 x 33 x 90mm	
Weight	8.8 ozs	
Backlight	Yes	
Auto -Measuring	Yes	
Memory	60 point auto cycling memory	
Audio Alarm	Yes	

Status Descriptions

1. Standby: the white dot in the middle of the display flashes. (Fig. 1)
2. Normal temperature: "Temperature is normal" shows the green light. (Fig. 2)



Fig. 1



Fig. 2

3. Abnormal temperature: Flashing red lights and alarm. (Fig. 3)

4. Default:

'Lo': Ultra-low temperature alarm. (Fig.4)

'HI': Ultra-high temperature alarm. (Fig. 5)



Fig. 3



Fig. 4



Fig. 5



4. Low battery "🔋", please connect the charger to charge.

5. Red: When charging, the LED indicator shows red.
 Green: When charging is complete, the LED indicator light shows green.




Operation

1. Temperature measurement: Let the forehead close to the probe in parallel, within the distance between 1-10cm, the meter will measure automatically.
2. This product supports temperature measurement under sunlight.





3. Short press "" then select C or °F.
Long press "" then select voice, such as (CN-Chinese, EN-English, CO-Korean, JA- Italian)



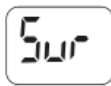
4. Short press "" to enter the memory group, left and right to view
Long press "" to set the sound level and adjust it after F1 (U00-U06), set high temperature and adjust it after F2 (37.3-42.9 °C)
*NOTE: To exit memory group, short press "" to exit. The decimal point will be visible until the unit enters standby mode.



5. Short press "" to measure the temperature
Long press "" to switch temperature mode body/surface temperature



body mode



surface mode

Battery Instalation


- (1) Battery cover position on the back of the machine
- (2) Open the battery cover and install one 18650 lithium battery or 3xAA dry batteries



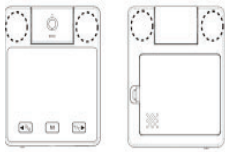
lithium battery



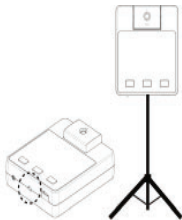
dry batteries

-  •This product does not support fast charging, limited to 5V / 1A.
•If the individual temperature tested under the product's standard ambient working temperature is higher than the general temperature above 0.2, attention should be paid. It is recommended to retest after 30 minutes at the standard working temperature!

Mounting Options



1.Magnet



2.Bracket fixing

CE **FC** **RoHS** 

WARRANTY

Sper Scientific warrants this product against defects in materials and workmanship for period of **one (1) year** from the date of purchase and agrees to repair or replace any defective unit without charge. If your model has since been discontinued, an equivalent Sper Scientific product will be substituted, if available. This warranty does not cover probes, batteries, battery leakage, or damage resulting from accident, tampering, misuse, or abuse of the product. Opening the meter to expose its electronics will void the warranty.

To obtain warranty service, ship the unit postage prepaid to:

SPER SCIENTIFIC LTD.
8281 E. Evans Rd, Suite #103
Scottsdale, AZ 85260

The defective unit must be accompanied by a description of the problem and your return address. Register your product online at www.sperwarranty.com/register within 10 days.