

**WPD 111 1X95/4X35 GY**

**Weidmüller Interface GmbH & Co. KG**  
Klingenbergstraße 26  
D-32758 Detmold  
Germany

[www.weidmueller.com](http://www.weidmueller.com)

**Power feed-in**

Our wide range of W-Series terminal blocks with our WPD main line branch terminals, which are optimised to guarantee both convenience and space gains, ensures a secure and convenient connection at the power feed-in.

**General ordering data**

Version	W-Series, Distribution block, Rated cross-section: 95 mm <sup>2</sup> , Screw connection, Terminal rail / mounting plate
Order No.	<a href="#">2603790000</a>
Type	WPD 111 1X95/4X35 GY
GTIN (EAN)	4050118681284
Qty.	1 pc(s).

Creation date January 10, 2022 9:37:30 PM CET

Catalogue status 17.12.2021 / We reserve the right to make technical changes.

## WPD 111 1X95/4X35 GY

**Weidmüller Interface GmbH & Co. KG**

Klingenbergstraße 26

D-32758 Detmold

Germany

www.weidmueller.com

## Technical data

### Dimensions and weights

Depth	69.4 mm	Depth (inches)	2.732 inch
Height	105 mm	Height (inches)	4.134 inch
Width	36.6 mm	Width (inches)	1.441 inch
Net weight	240 g		

### Temperatures

Storage temperature	-25 °C...55 °C	Continuous operating temp., min.	-50 °C
Continuous operating temp., max.	130 °C		

### Material data

Material	Wemid	Colour	Light Grey
UL 94 flammability rating	V-0		

### System specifications

Version	Screw connection	End cover plate required	No
Number of potentials	1	Number of levels	1
Number of clamping points per level	5	Rail	TS 35, Mounting plate
N-function	No	PE function	No
PEN function	No		

### Additional technical data

Installation advice	Terminal rail / mounting plate	Open sides	closed
Snap-on	Yes	Type of mounting	Snap-on, Direct mounting

### Conductors for clamping (rated connection)

Connection direction	on side	Number of connections	5
Type of connection	Screw connection		

### General

Installation advice	Terminal rail / mounting plate	Number of poles	1
Rail	TS 35, Mounting plate	Standards	IEC 60947-7-1

### Rating data

Rated cross-section	95 mm <sup>2</sup>	Rated voltage	1,000 V
Rated AC voltage	1,000 V	Rated DC voltage	1,500 V DC
Rated current	232 A	Standards	IEC 60947-7-1
Rated impulse withstand voltage	8 kV	Pollution severity	3
Surge voltage category	III		

### Classifications

ETIM 6.0	EC000897	ETIM 7.0	EC000897
ETIM 8.0	EC000897	ECLASS 9.0	27-14-11-20
ECLASS 9.1	27-14-11-20	ECLASS 10.0	27-14-11-20
ECLASS 11.0	27-14-11-20		

Creation date January 10, 2022 9:37:30 PM CET

**WPD 111 1X95/4X35 GY**

**Weidmüller Interface GmbH & Co. KG**  
Klingenbergstraße 26  
D-32758 Detmold  
Germany

[www.weidmueller.com](http://www.weidmueller.com)

**Technical data****Approvals**

Approvals

**Downloads**

Approval/Certificate/Document of Conformity	<a href="#">VDE Certificate</a> <a href="#">DNV Certificate</a>
Catalogues	<a href="#">Catalogues in PDF-format</a>

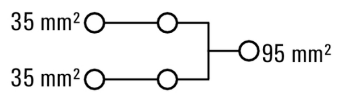
**Data sheet**

**WPD 111 1X95/4X35 GY**

**Weidmüller Interface GmbH & Co. KG**  
Klingenbergstraße 26  
D-32758 Detmold  
Germany

[www.weidmueller.com](http://www.weidmueller.com)

**Drawings**



## Power distribution

### Screw connection

#### W-Series

#### WPD 111 1X95/4X35 GY

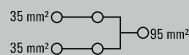


#### WPD 111

**95 mm<sup>2</sup>**


Width / Height / Depth	mm
max. current / max. conductor	A/mm <sup>2</sup>
max. clamping range	mm <sup>2</sup>

**36.6 / 69.4 / 105**  
**232 / 95**  
**2.5...95**



#### Technical data

Rated data	
Rated voltage	V
Rated current	A
for wire cross-section	95 mm <sup>2</sup> mm <sup>2</sup>
Rated impulse withstand voltage / Pollution severity	
Overvoltage category / UL 94 flammability rating	
Approvals	
Clamped conductors (H05V/H07V)	
Solid / Stranded	95 mm <sup>2</sup> mm <sup>2</sup>
	35 mm <sup>2</sup> mm <sup>2</sup>
Flexible with ferrule	95 mm <sup>2</sup> mm <sup>2</sup>
	35 mm <sup>2</sup> mm <sup>2</sup>
Stripping length / Blade size	95 mm <sup>2</sup> mm/-
	35 mm <sup>2</sup> mm/-
Tightening torque	Nm

#### Note

#### IEC 60947-7-1 (Cu), UL 1059 (Cu+Al)

IEC	UL	CSA	EN 60079-7
1000	1000		
232	230		
95	AWG 4/0		
	8 kV / 3		
	III / V-0		

#### Bemessungsanschluss

16...95 / 16...95
4...35 / 4...35
10...70
2.5...25
21 / M12
16 / M8
see appendix at the end of the chapter


**B**

#### Ordering data

Version	
grey	
blue	
red	
black	

#### Note

Type	Qty.	Order No.
WPD 111 1X95/4X35 GY	1	<b>2603790000</b>
WPD 111 1X95/4X35 BL	1	<b>2603800000</b>
WPD 111 1X95/4X35 RD	1	<b>2730310000</b>
WPD 111 1X95/4X35 BK	1	<b>2730320000</b>

#### Accessories

End bracket	
dark beige	
dark beige	





  

Screwdriver	
SET	






Type	Qty.	Order No.
WEW 35/2	100	<b>1061200000</b>
AEB 35 SC/1	50	<b>1991920000</b>
SDK PZ2 X 100	1	<b>2749450000</b>
SK WSD-S 1,5-10,0	1	<b>9008850000</b>



Conductor connection data according to IEC 60947-7-1





connection point A			connection point A		
Copper			Copper		
1x 95 mm <sup>2</sup>			1x 35 mm <sup>2</sup>		
95 mm <sup>2</sup>	14 Nm	14 Nm	35 mm <sup>2</sup>	6 Nm	6 Nm
70 mm <sup>2</sup>					
50 mm <sup>2</sup>					
35 mm <sup>2</sup>					
25 mm <sup>2</sup>					
16 mm <sup>2</sup>					
10 mm <sup>2</sup>			6 mm <sup>2</sup>		
Stripping lengths	21 mm		4 mm <sup>2</sup>		
Allen screw	M12		2,5 mm <sup>2</sup>		
			Stripping lengths	16 mm	
			Allen screw	M8	





  

				
Stranded	Solid	Flexible with ferrule	Sector shaped	Flat band

UL Rating data according to UL 1059

Certificate no. (UR) XCFR2.E60693

Input (line)	connection point A			
	Copper		Aluminium	
				
AWG 4/0	200 Lb In.	200 Lb In.	200 Lb In.	200 Lb In.
AWG 3/0				
AWG 2/0				
AWG 1/0				
AWG 1				
AWG 2				
AWG 3				
AWG 4				
AWG 6				
AWG 8				
max. current	230 A	200 A	180 A	155 A
Voltage size B,C (UR)	1000 V			

Output	connection point 1 / 2 / 3 / 4			
	Copper		Aluminium	
				
AWG 2	124.8 Lb In.	124.8 Lb In.	124.8 Lb In.	124.8 Lb In.
AWG 3				
AWG 4				
AWG 6				
AWG 8				
AWG 10				
AWG 12				
AWG 14				
max. current	115 A	100 A	90 A	75 A
Voltage size B,C (UR)	1000 V			

B

