



Product Change Notice (PCN)

Date: 2/23/2023

PCN Number: PCN-0450523R-01

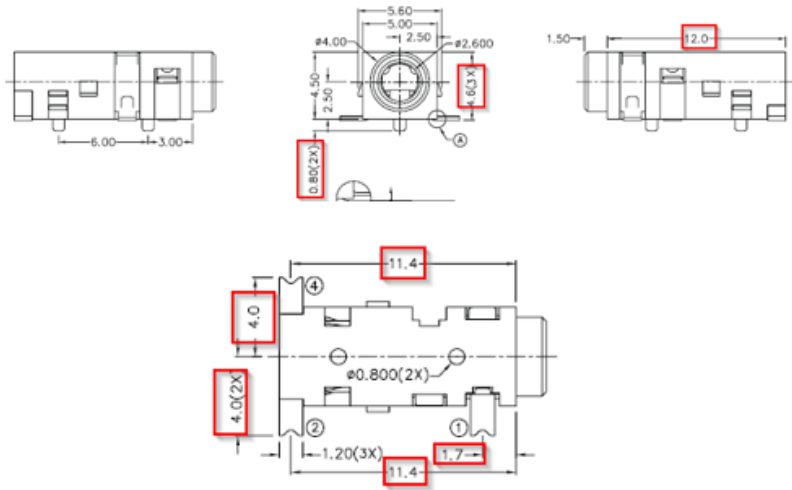
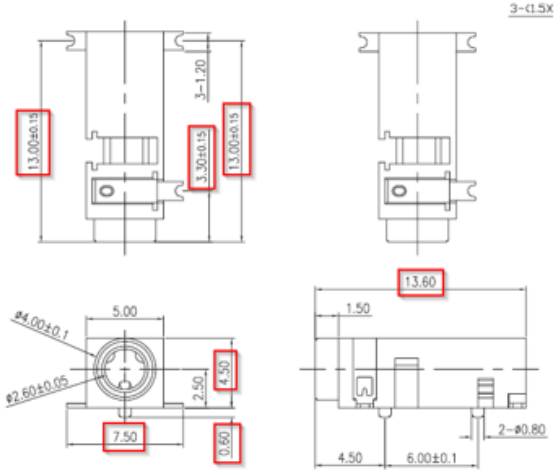
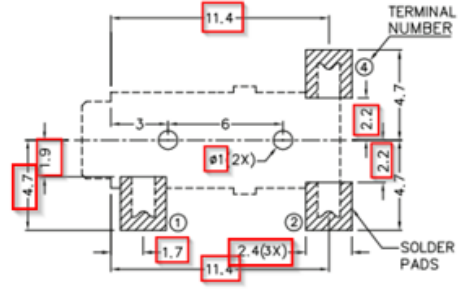
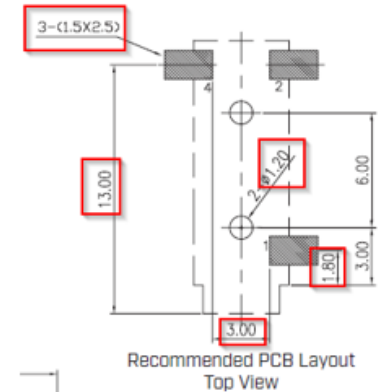
To Our Customers:

We appreciate your use of our products. Our commitment in maintaining and improving processes is demonstrated by plans to enhance our product quality, reliability, and manufacturability. The purpose of this notice is to inform you of a product change.

Product(s) Affected: MJ-2523-SMT-TR

Reason(s) for Change: *Manufacturing process improvements*

Description of Change: mechanical, electrical, and soldering differences as shown below:

PREVIOUS CUI DEVICES DETAIL / IMAGE	NEW CUI DEVICES DETAIL / IMAGE
 <p>Technical drawings of the previous CUI device showing side and top views. Dimensions include 6.00, 3.00, 5.60, 5.00, 2.50, #4.00, #2.600, 1.50, 12.0, 4.50, 2.50, 0.80(2X), 0.03 X, 11.4, 4.0, 4.0(2X), 1.20(3X), 1.7, and 0.80(2X).</p>	 <p>Technical drawings of the new CUI device showing side and top views. Dimensions include 13.00±0.15, 3.30±0.15, 13.00±0.15, 3-1.20, 13.60, 1.50, 1.50, 6.00±0.1, 2-#0.80, 5.00, 2.50, 4.50, 7.50, 0.60, #4.00±0.1, #2.60±0.05, and 3-(1.5X).</p>
 <p>Recommended PCB Layout Top View for the previous device. Dimensions include 11.4, 4.7, 1.9, 1.7, 2.2, 2.2, 2.4(3X), 1.7, 11.4, and 4.7. Labels include TERMINAL NUMBER and SOLDER PADS.</p> <p>Recommended PCB Layout Top View</p>	 <p>Recommended PCB Layout Top View for the new device. Dimensions include 13.00, 3.00, 1.80, 1.20, 3.00, 6.00, and 13.60. Label includes 3-(1.5X2.5).</p> <p>Recommended PCB Layout Top View</p>

	MATERIAL	PLATING
terminal 1	copper alloy	silver
terminal 2	copper alloy	silver
terminal 4	brass	silver
plastic	PA6T or equivalent	

DESCRIPTION	MATERIAL	PLATING/COLOR
terminal 1	phosphor bronze t=0.20	silver
terminal 2	phosphor bronze t=0.25	silver
terminal 4	brass t=0.25	silver
insulator	PA9T (UL94V-0)	black

SPECIFICATIONS

parameter	conditions/description	min	typ	max	units
rated input voltage			12		Vdc
rated input current				1	A
contact resistance ¹	between terminal and mating plug between terminal in a closed circuit			50 30	mΩ
insulation resistance	at 500 Vdc	100			MΩ
voltage withstand	for 1 minute			500	Vac
insertion/withdrawal force		0.3		3	kg
operating temperature		-25		85	°C
life	at a rate of 24 cycles/minute		5,000		cycles
flammability rating	UL94V-0				
RoHS	yes				

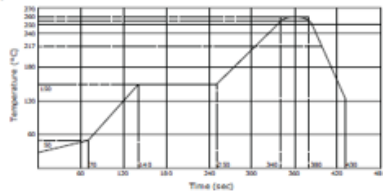
SPECIFICATIONS

parameter	conditions/description	min	typ	max	units
rated input voltage			12		Vdc
rated input current				1	A
contact resistance				30	mΩ
insulation resistance	at 500 Vdc	100			MΩ
voltage withstand	for 1 minute			500	Vac
insertion/withdrawal force		0.3		3	kg
operating temperature		-40		85	°C
storage temperature		-10		50	°C
life			5,000		cycles
flammability rating	UL94V-0				
RoHS	yes				

SOLDERABILITY

parameter	conditions/description	min	typ	max	units
reel storage	at relative humidity <80%			40	°C
reflow soldering ²	see reflow profile	255	260	265	°C
drying conditions ³	parts in reel: bake at 40°C ±5°C for 72 hours parts removed from reel: bake at 40°C ±5°C for 10 hours				

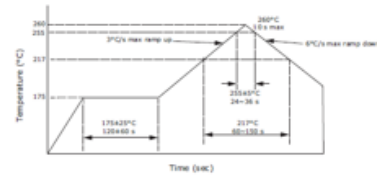
Note: 3. Must reflow solder within 72 hours from opening vacuum packaging at a temperature <35°C & relative humidity <60%.
4. When exceeding floor life by >72 hours.

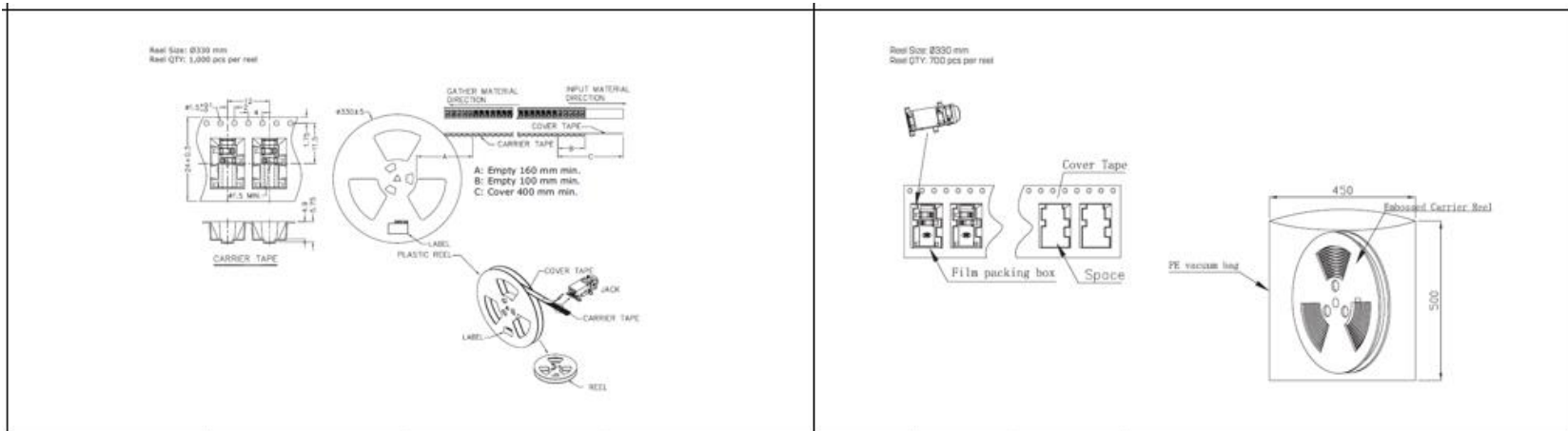


SOLDERABILITY

parameter	conditions/description	min	typ	max	units
reel storage	reel opened & unused parts repacked within 2 hours: ≤30°C, ≤80% humidity reel unopened, 1 year shelf life: ≤30°C, ≤80% humidity				
reflow soldering	see reflow profile			260	°C
drying conditions	parts removed from reel over 8 hours: bake at 40°C for 8 hours				

Note: 1. CU Devices recommends usage of the product within 2 hours after TBR is opened. After 8 hours, CU Devices recommends drying the parts prior to use.





Affected Date Code: *2/23/23*

Product Availability: *Channel Availability Q2*

Additional Information:

PCN Approval:

Operations/Quality

Roe O'Brien

Product Management

RH

F-723-001

Revision: A