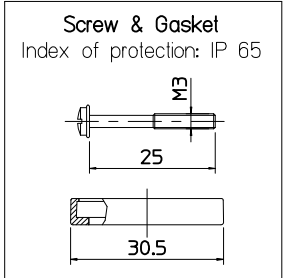
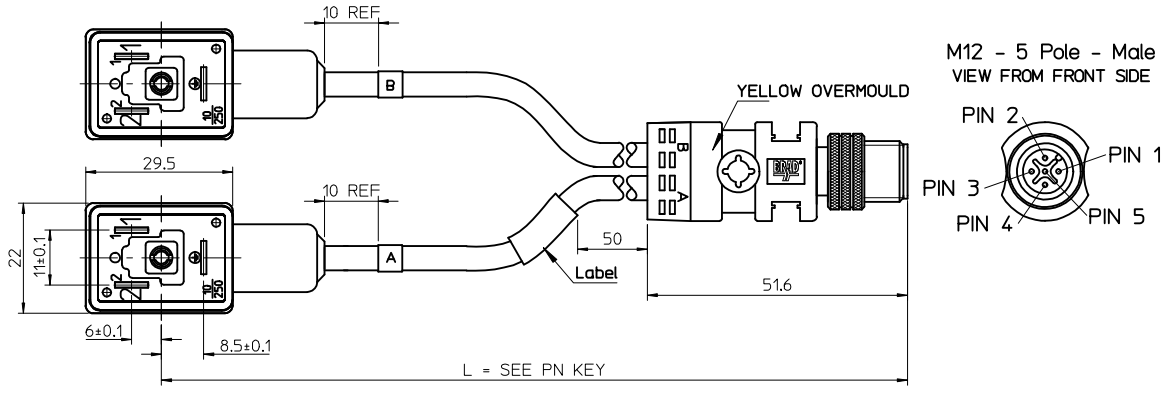


Table of length tolerances

Over	Up to and including	Tolerance (+)
0	305	+19
305	915	+45
915	1830	+56
1830	3660	+89
3660	7320	+165
7320	14640	+317
14640	30500	+610
30500	>	+2% of length



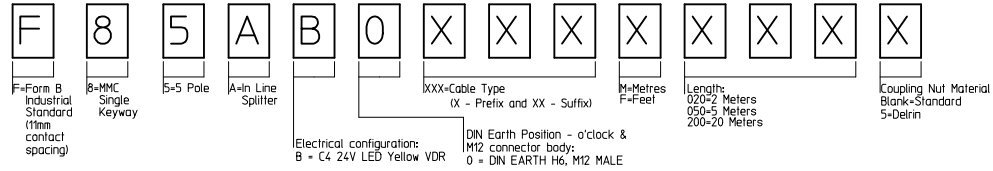
Electrical diagram printed in white



PN's List

Engineering number	SAP Part Number	Cable Length [mm]	Cable type
F85AB0I12M010	1210360267	1000	CEI PVC Grey 0.5mm ²
F85AB0P12M010	1210360378	1000	PUR Black 0.5mm ²
F85AB0E12M006	1210360610	600	PVC Black 0.5mm ²
F85AB0E12M010	1210360611	1000	PVC Black 0.5mm ²
F85AB0P12M0105	1210360612	1000	PUR Black 0.5mm ²
F85AB0P82M008	1210360770	800	PUR Orange 0.34mm ²

PART No MATRIX - PN KEY



Notes:
1. Dimensions without tolerance are referential.

ORIGINAL RELEASE EC NO: IPG2014-1345 DRWN: JMARSZALEK 2013/07/12 CHKD: MSZWAJKOWSKI 2013/07/12 APPR: MIWASIECZKO 2014/01/30	QUALITY SYMBOLS	GENERAL TOLERANCES (UNLESS SPECIFIED)		DIMENSION STYLE MM ONLY		SCALE -	DESIGN UNITS METRIC	THIRD ANGLE PROJECTION		
	▽=0	mm	INCH	DRAWN BY	DATE	TITLE				
	∇=0	4 PLACES	± ---	± ---	JMARSZALEK	2013/07/12	F85AB0XXXXXXX ILS - 2 X DIN-B H6 C4H M12 5P AC MA 			
		3 PLACES	± ---	± ---	CHECKED BY	DATE				
		2 PLACES	± ---	± ---	MSZWAJKOWSKI	2013/07/12				
	1 PLACE	± ---	± ---	APPROVED BY	DATE					
	0 PLACE	± ---	± ---	MIWASIECZKO	2014/01/30					
	ANGULAR ±---°	DRAFT WHERE APPLICABLE MUST REMAIN WITHIN DIMENSIONS		MATERIAL NO.	SEE PN KEY		DOCUMENT NO.	SD-121036-009		
				SIZE	THIS DRAWING CONTAINS INFORMATION THAT IS PROPRIETARY TO MOLEX INCORPORATED AND SHOULD NOT BE USED WITHOUT WRITTEN PERMISSION					