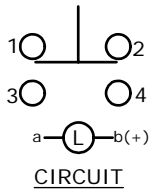
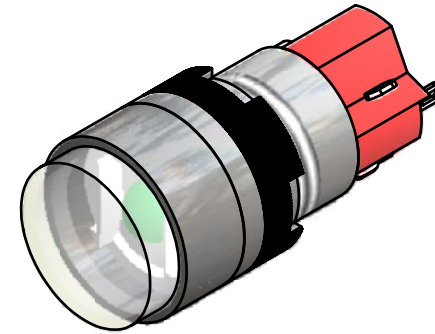

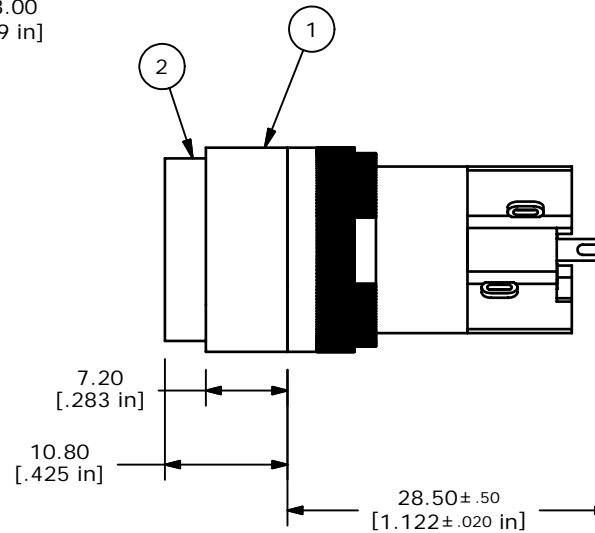
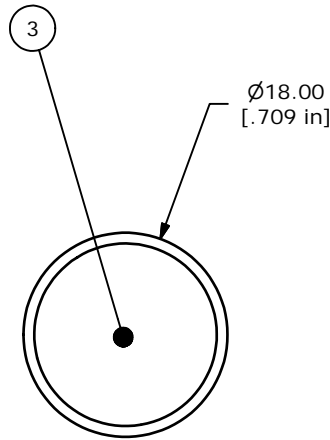


RECOMMENDED PANEL MOUNTING



- NOTE:
1. ALL DIMENSIONS IN MM [INCH]
 2. GENERAL TOLERANCE: X.X=±0.4
X.XX=±0.25
 3. TERMINAL NUMBERS FOR REF ONLY
 4. OPERATING TEMP: -25°C to +55°C
 5. STORAGE TEMP: -40°C TO +85°C
 - ▲ 6. LAMP VOLTAGE: 12VDC LED
 7. RATING: 5A @ 250 VAC
6A @ 24 VDC
 8. MECHANICAL LIFE: 2 MILLION OPERATIONS
 9. ▲ DENOTES CRITICAL PARAMETER.
 10. 2002/05/EC (ROHS) COMPLIANT.



B

PARTS LIST				
ITEM	QTY	PART NUMBER	DESCRIPTION	
1	1	F040006	D16EER11 BODY	
2	1	F052105	5000105 WHITE CONCAVE TRANSPARENT LENS	
3	1	F050419	5000419 GREEN 12V LED	

E-SWITCH®

B	16311	EDITED LINE 2 OF PARTS LIST	8/15/06	BO
A	16296	RELEASED FOR PRODUCTION	8/10/06	BO
REV	PCR NO	DESCRIPTION	DATE	BY

TITLE D16EER11JGRNWHT				
SCALE	DATE	DR	DWG	REV
1.5:1	8/10/2006	BO	XF0681P	B

THE INFORMATION CONTAINED IN THIS DOCUMENT IS PROPRIETARY TO E-SWITCH AND IS NOT TO BE COPIED OR TRANSFERRED