

# Compact EMC/EMI Filter for the Control Line of Equipment



- Filter for the control line of complex equipment and machinery
- Ensures the interference-free operation of the control unit / PLC
- Improves the immunity and reliability of the entire system
- Compact EMC filter design with minimum space requirement

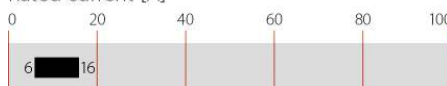


### Performance indicators

Attenuation performance



Rated current [A]



### Technical specifications

<b>Maximum continuous operating voltage</b>	250 VAC (230 VAC +10% possible)
<b>Operating frequency</b>	dc to 60 Hz
<b>Rated currents</b>	6 to 16 A @ 50 °C
<b>High potential test voltage</b>	P/N → E 2250 VDC for 2 sec P → N 1100 VDC for 2 sec
<b>Protection category</b>	IP20
<b>Overload capability</b>	4x rated current at switch on, 1.5x rated current for 1 minute, once per hour
<b>Temperature range (operation and storage)</b>	-25 °C to +100 °C (25/100/21)
<b>Flammability corresponding to</b>	UL 94 V-2 or better
<b>Design corresponding to</b>	UL 1283, CSA 22.2 No. 8 1986, IEC/EN 60939
<b>MTBF @ 50°C/230V (Mil-HB-217F)</b>	>1,300,000 hours

### Approvals



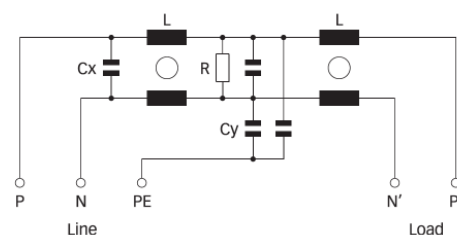
### Features and benefits

- An additional filter for the supply cables of controls of rather large and complex systems, to ensure a fault free operation of the control unit (PLC, Motion Control etc.)
- Improves the immunity, reliability and service security of the entire system significant by reducing the risk of internal interference propagation and coupling
- Improves the immunity, reliability and service security of the entire system significant by reducing the risk of internal interference propagation and coupling
- Simple and time-saving installation with good accessibility for automatic and hand tools
- Solid, touch-safe terminal blocks offering sufficient contacting cross section according to the EN 60204-1 installation standard, which is very common for machine tools and industrial equipment
- By providing a very decent attenuation performance, FN 2415 contributes significant to the achievement of electromagnetic compliance according to the last standards (like EN 50370-1 for machine tools)


### Typical applications

Ideal for industrial equipment, machinery and diverse process automation systems, which involve any kind of control units (NC, CNC, PLC, Motion Controls). Rather large and complex machine tools, with 8 or even more driving axes and very long motor cables, can be subjected to major reliability problems, caused by internal coupling of interferences from the drive system to the control lines. Very often, this causes a drop out of the control unit and consequently downtimes of the entire machine. By operating an FN 2415 in addition to a mains input filter, these negative effects can be eliminated for most situations. FN 2415 can also be used for the most diverse single-phase applications with medium to high interference levels, such as single-phase motor drives or power supplies.

### Typical electrical schematic



### Filter selection table

Filter	Rated current @ 50 °C (40 °C)  [A]	Leakage current* @ 250 VAC/50 Hz  [mA]	Power loss @ 25 °C/50 Hz  [W]	Input/Output connections  	Weight  [kg]
<b>FN 2415-6-29</b>	6 (6.6)	9.4	2.2	-29	0.4
<b>FN 2415-10-29</b>	10 (11)	9.4	2.4	-29	0.4
<b>FN 2415-16-29</b>	16 (17.5)	9.4	4.3	-29	0.4

\* Maximum leakage under normal operating conditions. Note: if the neutral line is interrupted, worst case leakage could reach twice this level.

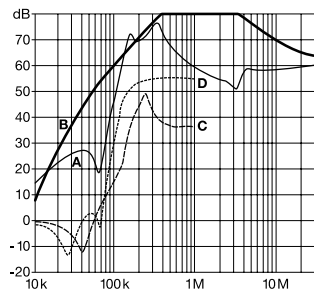
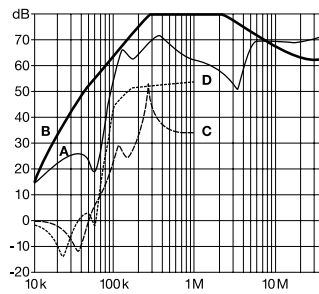
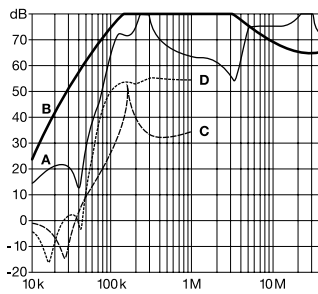
### Typical filter attenuation

Per CISPR 17; A = 50 Ω/50 Ω sym; B = 50 Ω/50 Ω asym; C = 0.1 Ω/100 Ω sym; D = 100 Ω/0.1 Ω sym

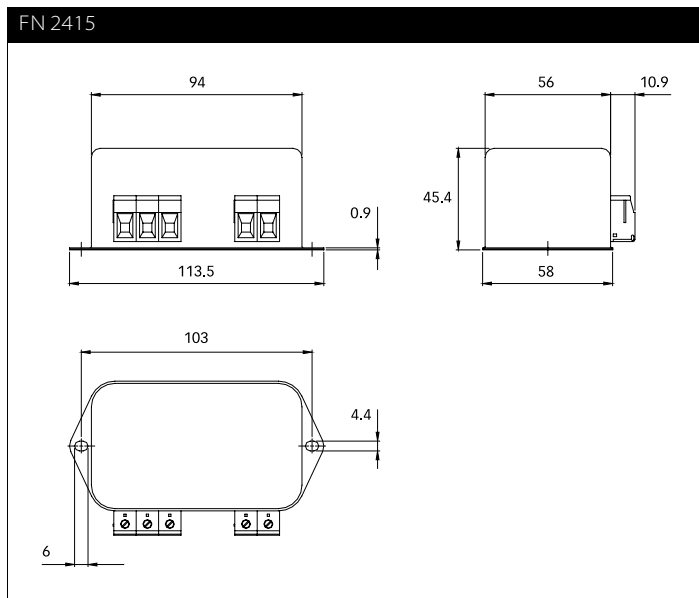
6 A types

10 A types

16 A types



### Mechanical data



All dimensions in mm, 1 inch = 25.4 mm  
Tolerances according: ISO 2768-m / EN 22768-m

### Filter input/output connector cross sections

	 -29
<b>Solid wire</b>	6 mm <sup>2</sup>
<b>Flex wire</b>	4 mm <sup>2</sup>
<b>AWG type wire</b>	AWG 10
<b>Recommended torque</b>	0.6-0.8 Nm

Please visit [www.schaffner.com](http://www.schaffner.com) to find more details on filter connectors.