

## Cable - CABLE-D-25SUB/F/OE/0,25/S/15M - 2906215

Please be informed that the data shown in this PDF Document is generated from our Online Catalog. Please find the complete data in the user's documentation. Our General Terms of Use for Downloads are valid (<http://phoenixcontact.com/download>)



Assembled shielded round cable; connection 1: Single wires (25-position) (The wires are marked and fitted with ferrules. The braided shield is routed to a separate cable end.); connection 2: D-SUB socket strip (1x 25-position); cable length: 15 m

### Your advantages

- ✓ Individual wire marking: 1, 2, 3, 4, etc.
- ✓ Individual wires fitted with ferrules
- ✓ Connector according to IEC 60807-2/DIN 41652
- ✓ 1:1 connection
- ✓ Open end at one end
- ✓ Screw connection: 2 UNC 4-40 screws
- ✓ Shield connection: H05V-K 1 mm<sup>2</sup> cable, black, 0.5 m in length
- ✓ D-SUB socket or pin strip at one end



### Key Commercial Data

Packing unit	1 pc
GTIN	
GTIN	4055626051017

### Technical data

#### Ambient conditions

Ambient temperature (operation)	-40 °C ... 70 °C (fixed installation)
	-10 °C ... 70 °C (flexible installation)
Ambient temperature (storage/transport)	-40 °C ... 80 °C
Maximum altitude	≤ 2000 m
Degree of protection	IP20
	≥ IP54 (Installation location)

#### General

Max. permissible operating voltage	25 V AC
------------------------------------	---------

# Cable - CABLE-D-25SUB/F/OE/0,25/S/15M - 2906215

## Technical data

### General

	60 V DC
Max. current carrying capacity per path	2 A (50 °C)
	1 A (70 °C)
Length of cable	15 m
External cable diameter	9.8 mm ±0.5 mm
Single wire, cross section	0.25 mm <sup>2</sup>
Single wire, cross section [AWG]	24
Single wire, number of litz wires	14
Single wire, material	Cu uninsulated
Wire diameter incl. insulation	1.2 mm ±0.05 mm
Smallest bending radius, fixed installation	82 mm
Smallest bending radius, movable installation	155 mm
Bending cycles	5000 (at a radius of ≥ 15x outside diameter)
Shielding	yes
	Tinned copper-braided shield, approx. 85% covering
Cable insulation resistance	≥ 20 MΩ/km (at 20 °C)
Cable resistance	≤ 80 Ω/km (at 20 °C)
Outer sheath, material	Semi-rigid PVC
External sheath, color	gray
Degree of protection	IP20
	≥ IP54 (Installation location)
Nominal operating mode	100% operating factor

### Connection data

Connection name	Field level
Connection method	D-SUB socket strip
Number of connections	1
Number of positions	25
Torque	0.2 Nm
Insertion/withdrawal cycles	> 200

### Connection data 2

Connection name	Controller level
Connection method	Single wires
Number of positions	25
Note	The wires are marked and fitted with ferrules. The braided shield is routed to a separate cable end.

### Standards and Regulations

Flame resistance	UL VW-1
	CSA FT-1
	IEC 60332-1-2
	VDE 0842, Part 332-1-2

# Cable - CABLE-D-25SUB/F/OE/0,25/S/15M - 2906215

## Technical data

### Standards and Regulations

	IEC 60332-3-22
Resistance to oil	against occasional splashes
Gasoline resistance	against occasional splashes
Designation	Air clearances and creepage distances
Standards/regulations	DIN EN 50178
Rated insulation voltage	125 V
Rated surge voltage	1.2 kV
Insulation	Functional insulation
Degree of pollution	2
Overvoltage category	II

### Supported controller

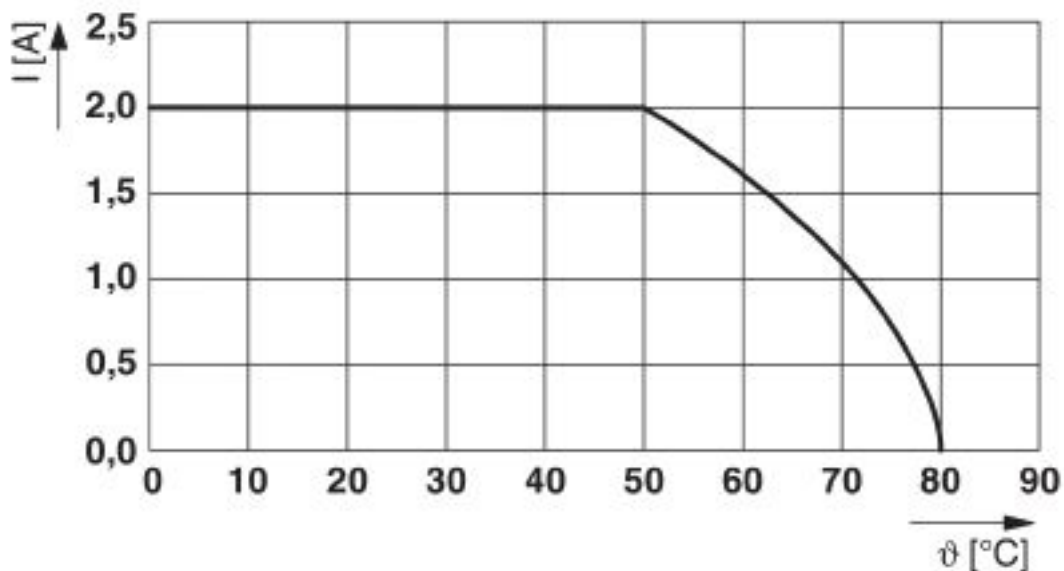
Controller	universal
------------	-----------

### Environmental Product Compliance

China RoHS	Environmentally Friendly Use Period = 50
	For details about hazardous substances go to tab "Downloads", Category "Manufacturer's declaration"

## Drawings

Diagram



Maximum permissible current per path in uncoiled state

## Approvals

Approvals

# Cable - CABLE-D-25SUB/F/OE/0,25/S/15M - 2906215


## Approvals


### Approvals


CSA / UL Recognized / cUL Recognized / EAC / cULus Recognized

### Ex Approvals

### Approval details

CSA		<a href="http://www.csagroup.org/services-industries/product-listing/">http://www.csagroup.org/services-industries/product-listing/</a>	70002966
Nominal voltage UN		125 V	
Nominal current IN		1 A	

UL Recognized		<a href="http://database.ul.com/cgi-bin/XYV/template/LISEXT/1FRAME/index.htm">http://database.ul.com/cgi-bin/XYV/template/LISEXT/1FRAME/index.htm</a>	FILE E 238705
Nominal voltage UN		125 V	
Nominal current IN		2 A	

cUL Recognized		<a href="http://database.ul.com/cgi-bin/XYV/template/LISEXT/1FRAME/index.htm">http://database.ul.com/cgi-bin/XYV/template/LISEXT/1FRAME/index.htm</a>	FILE E 238705
Nominal voltage UN		125 V	
Nominal current IN		2 A	

EAC		RU C- DE.A*30.B00767
-----	---	-------------------------

cULus Recognized	
------------------	---

Phoenix Contact 2019 © - all rights reserved  
<http://www.phoenixcontact.com>

PHOENIX CONTACT GmbH & Co. KG  
Flachmarktstr. 8  
32825 Blomberg  
Germany  
Tel. +49 5235 300  
Fax +49 5235 3 41200  
<http://www.phoenixcontact.com>