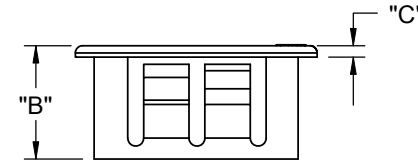
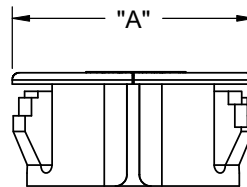
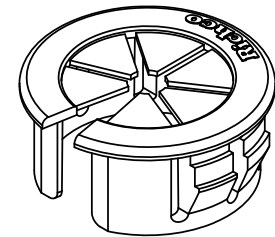
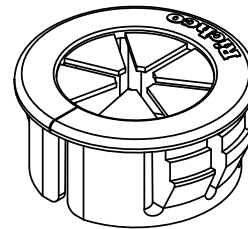




PART NO.	PANEL THICKNESS RANGE	MOUNTING HOLE DIAMETER	MAX. HOLDING BUNDLE DIAMETER	"A" REF	"B"	"C"
PGSC-1319A	0.8-3 [.031-.118]	19-19.1 [.478-.752]	12.7 [.500]	21.8 [.858]	9.9 [.390]	1 [.039]
PGSC-1422A		22.2-22.4 [.874-.882]	14.3 [.563]	23.8 [.937]	11.5 [.453]	
PGSC-1926A		25.4-25.5 [1.000-1.004]	19 [.748]	27 [1.063]		
PGSC-2128A		27.8-28 [1.095-1.102]	20.7 [.815]	29.5 [1.161]		



OPEN

- NOTES:  
 1. MATERIAL: NYLON 6/6 UL 94 V-2 (RMS-01).  
 2. COLOR: BLACK.  
 COLOR WHITE AVAILABLE BY SPECIAL ORDER.  
 3. ALTERNATE UNITS FOR REFERENCE ONLY.

TITLE: <b>SNAP BUSHING</b>						DWG IN mm [IN]	
CREATED USING SOLIDWORKS	FILE #: PGSC	DWN: S.K.	APP: S.K.	FINAL			
GENERAL TOLERANCE UNLESS OTHERWISE NOTED ±0.25 ANG. ±1°	SHEET: 1 OF 1	SHEET SIZE: A	DT: 01/10/08	CHKD: D.Z.	PART #		PRINT TYPE
	RE: RICHCO, INC.		RICHCO, INC. ENG@RICHCO-INC.COM (773) 539-4060		SEE TABLE		CA

REV.	DESCRIPTION	ENGR.	DATE
C	SEE CO 200434 FOR CHANGES	SK	09/11/09
B	SEE CO 200212 FOR CHANGES	SK	07/08/08
A	SEE CO 200102 FOR CHANGES	SK	01/10/08