

About Samsung Electronics Co., Ltd.

Samsung Electronics Co. Ltd inspires the world and shapes the future with transformative ideas and technologies. The company is redefining the worlds of TVs, smartphones, wearable devices, tablets, digital appliances, network systems, and semiconductor and LED solutions. For the latest news, please visit the Samsung Newsroom at <http://news.samsung.com>.

Copyright © 2017 Samsung Electronics Co., Ltd. All rights reserved.

Samsung Electronics reserves the right to modify, at its sole discretion, the design, packaging, specifications, and features shown herein without notice at any time.

Samsung Electronics Co., Ltd.
Samsung-ro 1, Giheung-gu, Yongin-si,
Gyeonggi-do, 17113 Korea

www.samsungled.com

Rev.1 Sep.2017

SAMSUNG

SAMSUNG LED

SAMSUNG

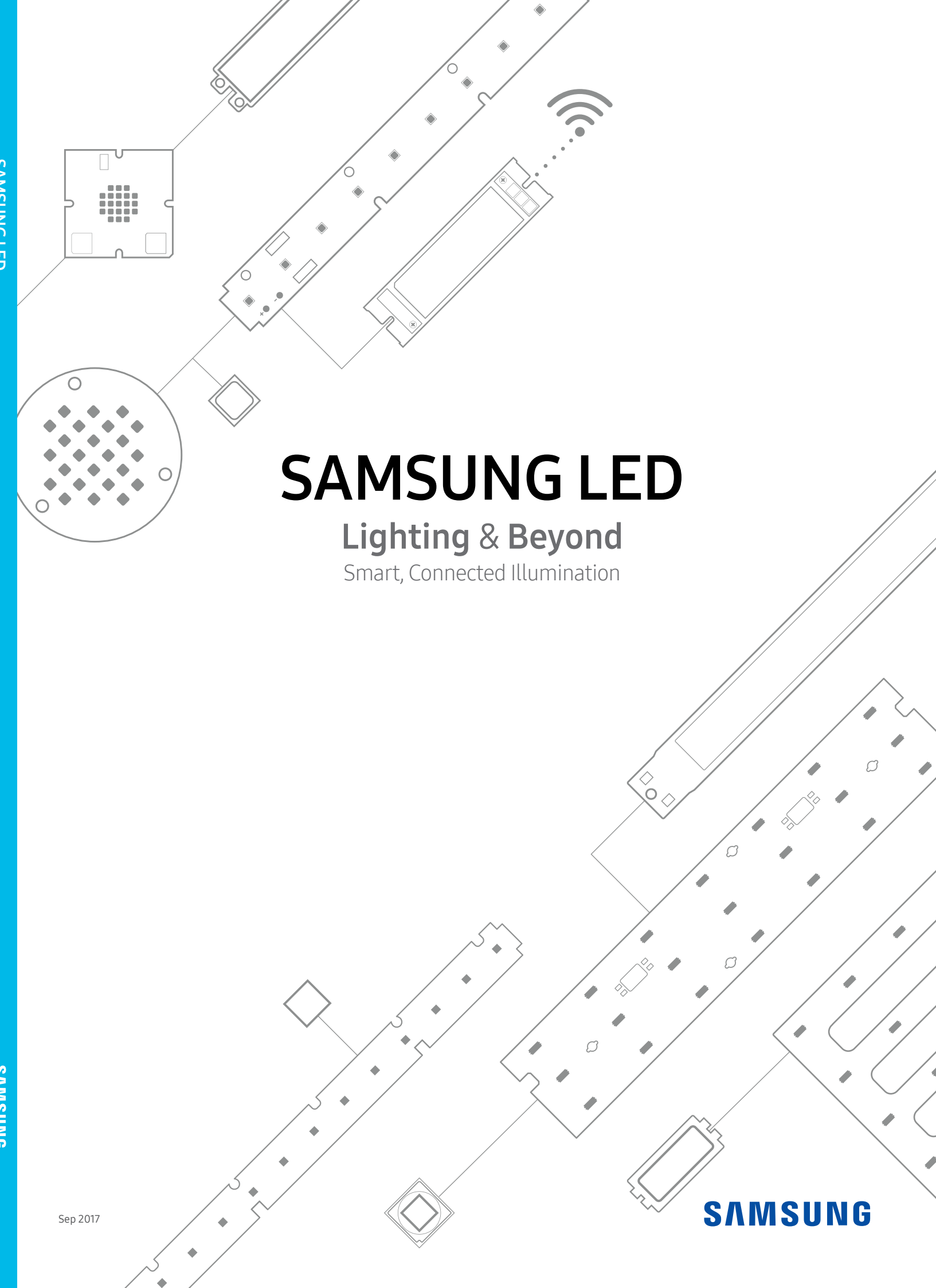
Sep 2017

SAMSUNG LED

Lighting & Beyond

Smart, Connected Illumination

SAMSUNG




Overview & Technology

Samsung Electronics Co., Ltd. is a global leader in consumer electronics and the core components that go into them.



Samsung aspires to create new technologies and innovative products that inspire the world, while delivering new value to enhance the lives of customers, partners and employees.

Vertically Integrated Solution Provider



Samsung Electronics



1969
Company
Founded



2020
Vision 2020 Inspire the world,
create the future



308,745+
Employees
in 79 Countries

Innovation & Market Leadership



7
Design Centers



34
R&D Centers



7th
Best Global Brand 2016

Reliable, on-time delivery without delays



SAMSUNG

Life and LED Business Solution Partner

LED technology has started a new era of innovation and game-changing trends affecting diverse applications and lighting industries.

In particular, as countries around the world strengthen energy conservation programs and push for related legislation enforcement,

demand for energy-efficient lighting is on the rise at a rapid pace.

Samsung's LED Business aims to achieve excellence as a long life,

energy saving and eco-friendly light source supplier in lighting applications.

Samsung's advanced semiconductor manufacturing expertise serves as a strong foundation to deliver state-of-the-art LED devices.

CONTENTS

Component

- 09 CSP LEDs
- 13 Mid-Power LEDs
- 28 Filament LEDs
- 30 High Power LEDs
- 34 COB LEDs



Module

- 56 Indoor Linear Light
- 64 Industrial Light
- 68 Indoor Area Light
- 70 Down & Spot Light
- 76 Outdoor Light





Driver

- 80 White Tunable 2-channel
- 82 Ambient Light
- 86 Down & Spot Light
- 86 Industrial Light
- 87 Outdoor Light





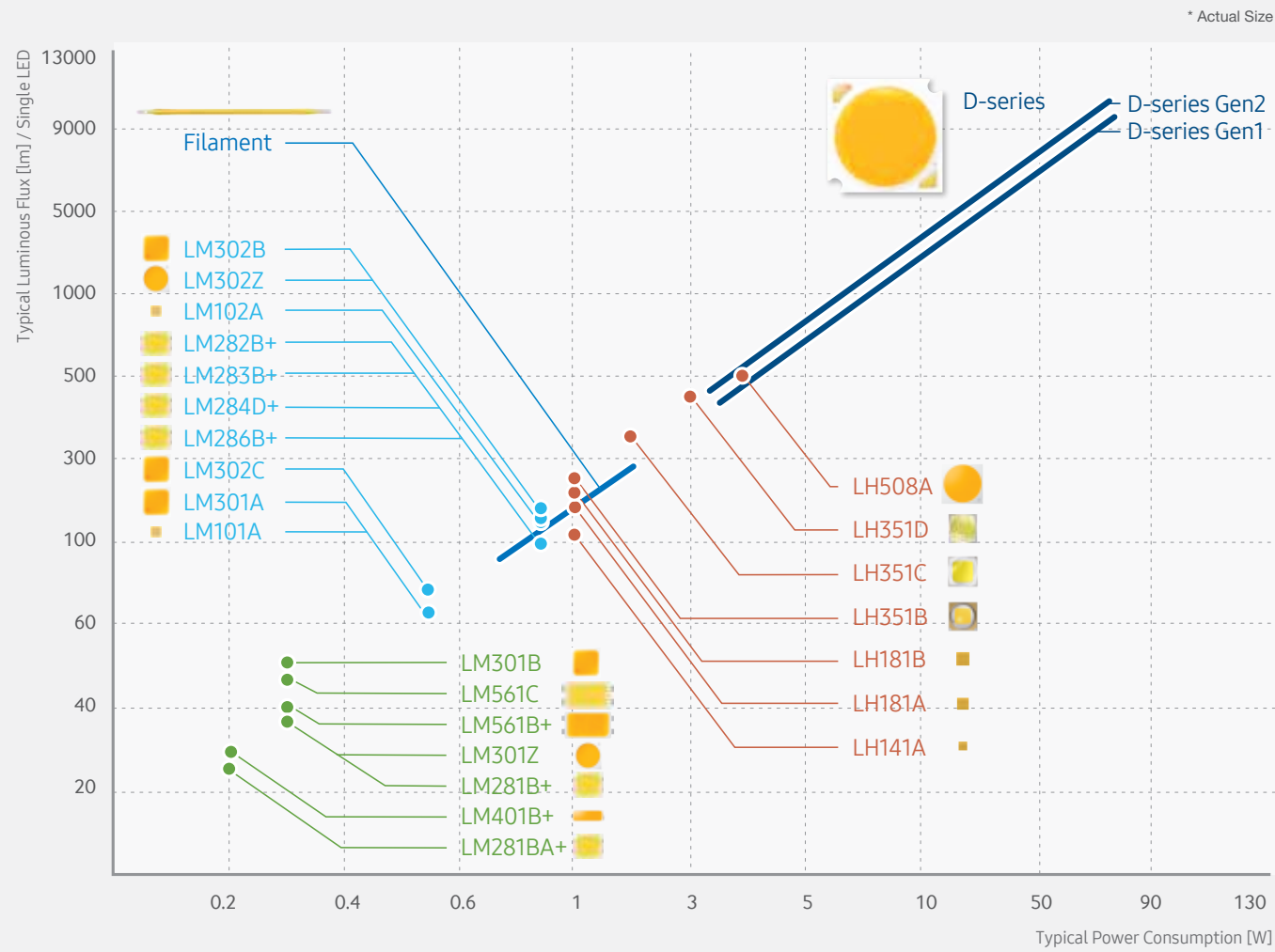
Component



- CSP LEDs
- Mid-Power LEDs
- Filament LEDs
- High Power LEDs
- COB LEDs

Samsung LED





* Actual Size

Mid Power LED (0.3W)

- High efficacy
- Replacement for fluorescent lamps
- LED Tube, Ambient Light

Filament LED

- Aesthetic appearance
- Large freedom in bulb design
- Decorative and general lighting bulbs

COB

- Chip on Board solution
- Outstanding color rendering & consistency
- MR/PAR, Spotlight, High Bay & Low Bay Light


Mid Power LED (~1W)

- High flux & better lm/\$
- Replacement for incandescent lamps
- Retrofit Bulb, MR/PAR, Downlight

High Power LED

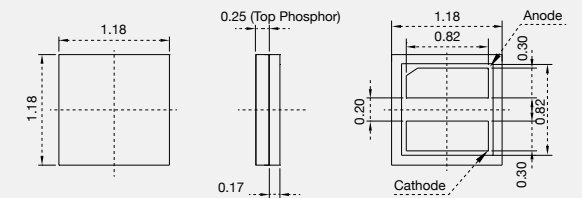
- Ultra high flux
- Provides excellent color consistency
- Spotlight, Street Light

LM101A



Compact form factor for design flexibility

- 0.5W class mid power 3V LED
- Compact footprint: 1.18mm x 1.18mm



[150mA, 85°C]

CRI	CCT (K)	Part Number	Bin	Luminous Flux (lm)	
				Min.	Max.
70+	3000	SCP7VT78HPL1V☆SD6E	SD	55	59
		SCP7VT78HPL1V☆SE6E	SE	59	63
		SCP7VT78HPL1V☆SF6E	SF	63	67
	3500	SCP7UT78HPL1U☆SD6E	SD	55	59
		SCP7UT78HPL1U☆SE6E	SE	59	63
		SCP7UT78HPL1U☆SF6E	SF	63	67
	4000	SCP7TT78HPL1T☆SE6E	SE	59	63
		SCP7TT78HPL1T☆SF6E	SF	63	67
		SCP7TT78HPL1T☆SG6E	SG	67	71
	5000	SCP7RT78HPL1R☆SE6E	SE	59	63
		SCP7RT78HPL1R☆SF6E	SF	63	67
		SCP7RT78HPL1R☆SG6E	SG	67	71
5700	SCP7QT78HPL1Q☆SE6E	SE	59	63	
	SCP7QT78HPL1Q☆SF6E	SF	63	67	
	SCP7QT78HPL1Q☆SG6E	SG	67	71	
6500	SCP7PT78HPL1P☆SE6E	SE	59	63	
	SCP7PT78HPL1P☆SF6E	SF	63	67	
	SCP7PT78HPL1P☆SG6E	SG	67	71	
80+	2700	SCP8WT78HPL1W☆SB6E	SB	47	51
		SCP8WT78HPL1W☆SC6E	SC	51	55
		SCP8WT78HPL1W☆SD6E	SD	55	59
	3000	SCP8VT78HPL1V☆SC6E	SC	51	55
		SCP8VT78HPL1V☆SD6E	SD	55	59
		SCP8VT78HPL1V☆SE6E	SE	59	63
	3500	SCP8UT78HPL1U☆SC6E	SC	51	55
		SCP8UT78HPL1U☆SD6E	SD	55	59
		SCP8UT78HPL1U☆SE6E	SE	59	63
	4000	SCP8TT78HPL1T☆SD6E	SD	55	59
		SCP8TT78HPL1T☆SE6E	SE	59	63
		SCP8TT78HPL1T☆SF6E	SF	63	67
5000	SCP8RT78HPL1R☆SD6E	SD	55	59	
	SCP8RT78HPL1R☆SE6E	SE	59	63	
	SCP8RT78HPL1R☆SF6E	SF	63	67	
5700	SCP8QT78HPL1Q☆SC6E	SC	51	55	
	SCP8QT78HPL1Q☆SD6E	SD	55	59	
	SCP8QT78HPL1Q☆SE6E	SE	59	63	
6500	SCP8PT78HPL1P☆SC6E	SC	51	55	
	SCP8PT78HPL1P☆SD6E	SD	55	59	
	SCP8PT78HPL1P☆SE6E	SE	59	63	
90+	2700	SCP9WT78HPL1W☆SY6E	SY	35	39
		SCP9WT78HPL1W☆SZ6E	SZ	39	43
		SCP9WT78HPL1W☆SA6E	SA	43	47
	3000	SCP9VT78HPL1V☆SY6E	SY	35	39
		SCP9VT78HPL1V☆SZ6E	SZ	39	43
		SCP9VT78HPL1V☆SA6E	SA	43	47
	3500	SCP9UT78HPL1U☆SZ6E	SZ	39	43
		SCP9UT78HPL1U☆SA6E	SA	43	47
		SCP9UT78HPL1U☆SB6E	SB	47	51

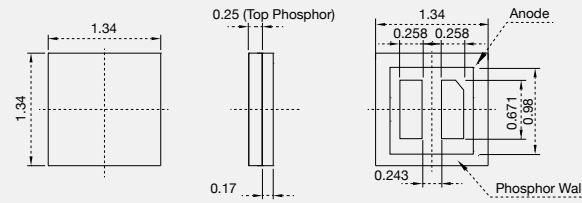
Note: "☆" can be "L" (MacAdam 5-step), "U" (MacAdam 3-step)

LM102A



Compact form factor for design flexibility

- 1W class mid power 6V LED
- Compact footprint: 1.34mm x 1.34mm



[150mA, 85°C]

CRI	CCT (K)	Part Number	Luminous Flux (lm)			
			Bin	Min.	Max.	
70+	3000	SCS7VT93HPL2V☆SD3F	SD	103	111	
		SCS7VT93HPL2V☆SE3F	SE	111	119	
	3500	SCS7UT93HPL2U☆SD3F	SD	103	111	
		SCS7UT93H PL2U☆SE3F	SE	111	119	
	4000	SCS7TT93HPL2T☆SE3F	SE	111	119	
		SCS7TT93HPL2T☆SF3F	SF	119	127	
	5000	SCS7RT93HPL2R☆SE3F	SE	111	119	
		SCS7RT93HPL2R☆SF3F	SF	119	127	
	5700	SCS7QT93HPL2Q☆SE3F	SE	111	119	
		SCS7QT93HPL2Q☆SF3F	SF	119	127	
	6500	SCS7PT93HPL2P☆SE3F	SE	111	119	
		SCS7PT93HPL2P☆SF3F	SF	119	127	
	80+	2700	SCS8WT93HPL2W☆SC3F	SC	95	103
			SCS8WT93HPL2W☆SD3F	SD	103	111
3000		SCS8VT93HPL2V☆SC3F	SC	95	103	
		SCS8VT93HPL2V☆SD3F	SD	103	111	
3500		SCS8UT93HPL2U☆SD3F	SD	103	111	
		SCS8UT93HPL2U☆SE3F	SE	111	119	
4000		SCS8TT93HPL2T☆SD3F	SD	103	111	
		SCS8TT93HPL2T☆SE3F	SE	111	119	
5000		SCS8RT93HPL2R☆SE3F	SE	111	119	
		SCS8RT93HPL2R☆SF3F	SF	119	127	
5700		SCS8QT93HPL2Q☆SD3F	SD	103	111	
		SCS8QT93HPL2Q☆SE3F	SE	111	119	
6500		SCS8PT93HPL2P☆SD3F	SD	103	111	
		SCS8PT93HPL2P☆SE3F	SE	111	119	
90+	2700	SCS9WT93HPL2W☆SA3F	SA	79	87	
		SCS9WT93HPL2W☆SB3F	SB	87	95	
	3000	SCS9VT93HPL2V☆SA3F	SA	79	87	
		SCS9VT93HPL2V☆SB3F	SB	87	95	
	3500	SCS9UT93HPL2U☆SA3F	SA	79	87	
		SCS9UT93HPL2U☆SB3F	SB	87	95	

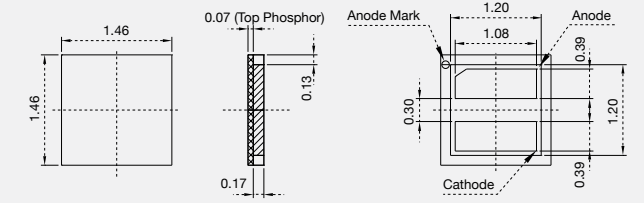
Note: "☆" can be "L" (MacAdam 5-step), "U" (MacAdam 3-step)

LH141A



Optimized for torch & flash lights

- 2W class high power LED
- Phosphor film directly attached to flip chip surface
- Low thermal resistance by adapting plastic-free structure
- Compact footprint: 1.46mm x 1.46mm



[350mA, 25°C]

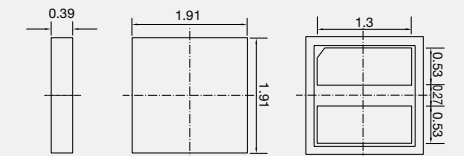
CRI	CCT (K)	Part Number	Luminous Flux (lm)		
			Bin	Min.	Max.
68+	5000	SCS6RTB6EFL1R0FZ6K	FH	110	120
			HZ	120	-
	6000	SCS6JTB6EFL1J0FZ6K	FH	110	120
			HZ	120	-
	7600	SCS6NTB6EFL1N0FZ6K	FH	110	120
			HZ	120	-

LH181A



Compact form factor for design flexibility

- 3W class high power CSP
- High performance and superior lm/\$
- Compact footprint: 1.9mm x 1.9mm



[350mA, 85°C]

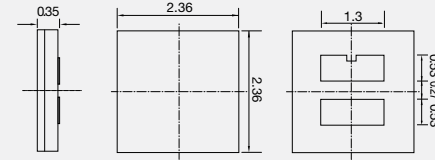
CRI	CCT (K)	Part Number	Luminous Flux (lm)		
			Bin	Min.	Max.
70+	2700	SCP7WTF1HPL1W0J34E	J1, K1, M1	120	150
	3000	SCP7VTF1HP1V0K34E	K1, M1, N1	130	160
	3500	SCP7UTF1HPL1U0K34E	K1, M1, N1	130	160
	4000	SCP7TTF1HPL1T0M34E	M1, N1, P1	140	170
	5000	SCP7RTF1HPL1RTM34E	M1, N1, P1	140	170
	5700	SCP7QTF1HPL1QTM34E	M1, N1, P1	140	170
	6500	SCP7PTF1HPL1PTM34E	M1, N1, P1	140	170
	80+	2700	SCP8WTF1HPLAW0J34E	J1, K1, M1	120
3000		SCP8VTF1HPLAV0K34E	K1, M1, N1	130	160
3500		SCP8UTF1HPLAU0K34E	K1, M1, N1	130	160
4000		SCP8TTF1HPLAT0K34E	K1, M1, N1	130	160
5000		SCP8RTF1HPLARTK34E	K1, M1, N1	130	160
5700		SCP8QTF1HPLAQT34E	K1, M1, N1	130	160
6500		SCP8PTF1HPLAPT34E	K1, M1, N1	130	160
90+		3000	SCP9VTF1HPL1VOG34E	G1, H1, J1	100
	4000	SCP9TTF1HPL1TOG34E	G1, H1, J1	100	130

LH181B



Compact form factor for design flexibility

- Higher performance by applying new structure
- Compact footprint: 2.36mm x 2.36mm



[350mA, 85°C]

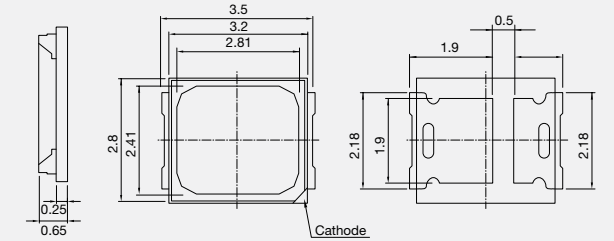
CRI	CCT (K)	Part Number	Luminous Flux (lm)		
			Bin	Min.	Max.
70+	2700	SCP7WTF1HEL1WKM34E	M1, N1, P1	140	170
	3000	SCP7VTF1HEL1VKM34E	M1, N1, P1	140	170
	3500	SCP7UTF1HEL1UKN34E	N1, P1, Q1	150	180
	4000	SCP7TTF1HEL1TKN34E	N1, P1, Q1	150	180
	5000	SCP7RTF1HEL1RKP34E	P1, Q1, R1	160	190
	5700	SCP7QTF1HEL1QKP34E	P1, Q1, R1	160	190
	6500	SCP7PTF1HEL1PKP34E	P1, Q1, R1	160	190
80+	2700	SCP8WTF1HEL1WKK34E	K1, M1, N1	130	160
	3000	SCP8VTF1HEL1VKK34E	K1, M1, N1	130	160
	3500	SCP8UTF1HEL1UKM34E	M1, N1, P1	140	170
	4000	SCP8TTF1HEL1TKM34E	M1, N1, P1	140	170
	5000	SCP8RTF1HEL1RKN34E	N1, P1, Q1	150	180
	5700	SCP8QTF1HEL1QKN34E	N1, P1, Q1	150	180
90+	2700	SCP9WTF1HEL1WKG34E	G1, H1, J1	100	130
	3000	SCP9VTF1HEL1VKG34E	G1, H1, J1	100	130
	3500	SCP9UTF1HEL1UKH34E	H1, J1, K1	110	140
	4000	SCP9TTF1HEL1TKH34E	H1, J1, K1	110	140
	5000	SCP9RTF1HEL1RKH34E	H1, J1, K1	110	140

LM281BA Plus



Designed for better lm/\$

- 0.2W class mid power 3V LED
- Suitable for ambient lights, downlights & lamps
- Standard footprint: 2.8mm x 3.5mm



[60mA, 25°C]

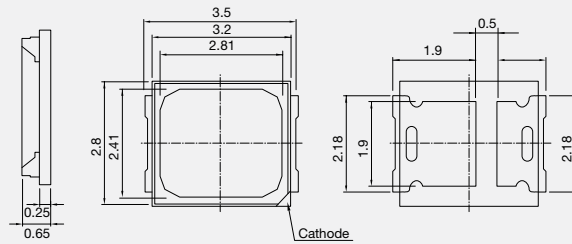
CRI	CCT (K)	Part Number	Luminous Flux (lm)		
			Bin	Min.	Max.
80+	2700	SPMWH22286D5WAW0S2	S2	21.0	23.0
		SPMWH22286D5WAW0S3	S3	23.0	25.0
	3000	SPMWH22286D5WAV0S2	S2	21.5	23.5
		SPMWH22286D5WAV0S3	S3	23.5	25.5
	3500	SPMWH22286D5WAW0S2	S2	22.5	24.5
		SPMWH22286D5WAW0S3	S3	24.5	26.5
	4000	SPMWH22286D5WAT0S2	S2	23.0	25.0
		SPMWH22286D5WAT0S3	S3	25.0	27.0
		SPMWH22286D5WAR0S2	S2	23.5	25.5
		SPMWH22286D5WAR0S3	S3	25.5	27.5
		SPMWH22286D5WAQ0S2	S2	23.5	25.5
		SPMWH22286D5WAQ0S3	S3	25.5	27.5
6500	SPMWH22286D5WAP0S2	S2	23.0	25.0	
	SPMWH22286D5WAP0S3	S3	25.0	27.0	
90+	2700	SPMWH22286D7WAW0S2	S2	18.0	19.5
		SPMWH22286D7WAW0S3	S3	19.5	21.0
	3000	SPMWH22286D7WAV0S2	S2	18.5	20.0
		SPMWH22286D7WAV0S3	S3	20.0	21.5
	3500	SPMWH22286D7WAW0S2	S2	19.0	21.5
		SPMWH22286D7WAW0S3	S3	21.5	23.0
	4000	SPMWH22286D7WAT0S2	S2	19.5	21.0
		SPMWH22286D7WAT0S3	S3	21.0	22.5
	5000	SPMWH22286D7WAR0S2	S2	20.0	21.5
		SPMWH22286D7WAR0S3	S3	21.5	23.0
	5700	SPMWH22286D7WAQ0S2	S2	20.0	21.5
		SPMWH22286D7WAQ0S3	S3	21.5	23.0
6500	SPMWH22286D7WAP0S2	S2	19.5	21.0	
	SPMWH22286D7WAP0S3	S3	21.0	22.5	

LM281B Plus



Designed for better lm/\$

- 0.5W class mid power LED
- Suitable for ambient lights, downlights & lamps
- Standard footprint: 2.8mm x 3.5mm



[150mA, 25°C]

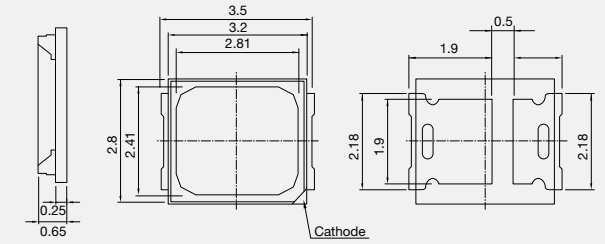
CRI	CCT (K)	Part Number	Luminous Flux (lm)		
			Bin	Min.	Max.
80+	2700	SPMWH1228FD5WAW0SA	SA	52.5	56.5
		SPMWH1228FD5WAW0SC	SC	56.5	60.5
		SPMWH1228FD5WAW0SE	SE	60.5	64.5
		SPMWH1228FD5WAW0SG	SG	64.5	68.5
	3000	SPMWH1228FD5WAV0SA	SA	54.5	58.5
		SPMWH1228FD5WAV0SC	SC	58.5	62.5
		SPMWH1228FD5WAV0SE	SE	62.5	66.5
		SPMWH1228FD5WAV0SG	SG	66.5	70.5
	3500	SPMWH1228FD5WU0SA	SA	55.5	59.5
		SPMWH1228FD5WU0SC	SC	59.5	63.5
		SPMWH1228FD5WU0SE	SE	63.5	67.5
		SPMWH1228FD5WU0SG	SG	67.5	71.5
	4000	SPMWH1228FD5WAT0SA	SA	58.0	62.0
		SPMWH1228FD5WAT0SC	SC	62.0	66.0
		SPMWH1228FD5WAT0SE	SE	66.0	70.0
		SPMWH1228FD5WAT0SG	SG	70.0	74.0
	5000	SPMWH1228FD5WAR0SA	SA	59.0	63.0
		SPMWH1228FD5WAR0SC	SC	63.0	67.0
		SPMWH1228FD5WAR0SE	SE	67.0	71.0
		SPMWH1228FD5WAR0SG	SG	71.0	75.0
	5700	SPMWH1228FD5WAQ0SA	SA	58.5	62.5
		SPMWH1228FD5WAQ0SC	SC	62.5	66.5
		SPMWH1228FD5WAQ0SE	SE	66.5	70.5
		SPMWH1228FD5WAQ0SG	SG	70.5	74.5
6500	SPMWH1228FD5WAP0SA	SA	58.0	62.0	
	SPMWH1228FD5WAP0SC	SC	62.0	66.0	
	SPMWH1228FD5WAP0SE	SE	66.0	70.0	
	SPMWH1228FD5WAP0SG	SG	70.0	74.0	
90+	2700	SPMWH1228FD7WAW0SA	SA	43.5	47.0
		SPMWH1228FD7WAW0SC	SC	47.0	50.5
		SPMWH1228FD7WAW0SE	SE	50.5	54.0
		SPMWH1228FD7WAW0SG	SG	54.0	57.5
	3000	SPMWH1228FD7WAV0SA	SA	48.0	51.5
		SPMWH1228FD7WAV0SC	SC	51.5	55.0
		SPMWH1228FD7WAV0SE	SE	55.0	58.5
		SPMWH1228FD7WAV0SG	SG	58.5	62.0
	3500	SPMWH1228FD7WU0SA	SA	47.5	51.0
		SPMWH1228FD7WU0SC	SC	51.0	54.5
		SPMWH1228FD7WU0SE	SE	54.5	58.0
		SPMWH1228FD7WU0SG	SG	58.0	61.5
	4000	SPMWH1228FD7WAT0SA	SA	49.0	52.5
		SPMWH1228FD7WAT0SC	SC	52.5	56.0
		SPMWH1228FD7WAT0SE	SE	56.0	59.5
		SPMWH1228FD7WAT0SG	SG	59.5	63.0
	5000	SPMWH1228FD7WAR0SA	SA	50.0	53.5
		SPMWH1228FD7WAR0SC	SC	53.5	57.0
		SPMWH1228FD7WAR0SE	SE	57.0	60.5
		SPMWH1228FD7WAR0SG	SG	60.5	64.0
	5700	SPMWH1228FD7WAQ0SA	SA	50.0	53.5
		SPMWH1228FD7WAQ0SC	SC	53.5	57.0
		SPMWH1228FD7WAQ0SE	SE	57.0	60.5
		SPMWH1228FD7WAQ0SG	SG	60.5	64.0
6500	SPMWH1228FD7WAP0SA	SA	49.0	52.5	
	SPMWH1228FD7WAP0SC	SC	52.5	56.0	
	SPMWH1228FD7WAP0SE	SE	56.0	59.5	
	SPMWH1228FD7WAP0SG	SG	59.5	63.0	

LM282B Plus



Designed for better lm/\$

- 1W class mid power 6V LED
- Suitable for downlights, ambient lights & lamps
- Standard footprint: 2.8 mm x 3.5 mm



[150mA, 25°C]

CRI	CCT (K)	Part Number	Luminous Flux (lm)			
			Bin	Min.	Max.	
80+	2700	SPMWH1221FQ5GBW0SA	SA	103	113	
		SPMWH1221FQ5GBW0SB	SB	113	123	
	3000	SPMWH1221FQ5GBV0SA	SA	107	117	
		SPMWH1221FQ5GBV0SB	SB	117	127	
	3500	SPMWH1221FQ5GBU0SA	SA	109	119	
		SPMWH1221FQ5GBU0SB	SB	119	129	
	4000	SPMWH1221FQ5GBT0SA	SA	113	123	
		SPMWH1221FQ5GBT0SB	SB	123	133	
	5000	SPMWH1221FQ5GBR0SA	SA	115	125	
		SPMWH1221FQ5GBR0SB	SB	125	135	
	5700	SPMWH1221FQ5GBQ0SA	SA	114	124	
		SPMWH1221FQ5GBQ0SB	SB	124	134	
	6500	SPMWH1221FQ5GBP0SA	SA	113	123	
		SPMWH1221FQ5GBP0SB	SB	123	133	
	90+	2700	SPMWH1221FQ7GBW0SA	SA	87	95
			SPMWH1221FQ7GBW0SB	SB	95	103
3000		SPMWH1221FQ7GBV0SA	SA	90	98	
		SPMWH1221FQ7GBV0SB	SB	98	106	
3500		SPMWH1221FQ7GBU0SA	SA	92	100	
		SPMWH1221FQ7GBU0SB	SB	100	108	
4000		SPMWH1221FQ7GBT0SA	SA	95	103	
		SPMWH1221FQ7GBT0SB	SB	103	111	
5000		SPMWH1221FQ7GBR0SA	SA	97	105	
		SPMWH1221FQ7GBR0SB	SB	105	113	
5700		SPMWH1221FQ7GBQ0SA	SA	96	104	
		SPMWH1221FQ7GBQ0SB	SB	104	112	
6500		SPMWH1221FQ7GBP0SA	SA	95	103	
		SPMWH1221FQ7GBP0SB	SB	103	111	

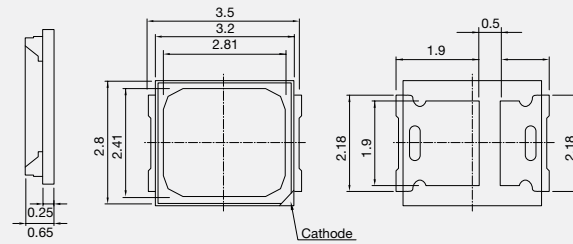
* Color coordinates: Considering the color shift during high temp. operation, provided at hot temp. color shift coordinates.

LM283B Plus



Designed for better lm/\$

- 1W class mid power 9V LED
- Suitable for lamps & downlights
- Standard footprint: 2.8mm x 3.5mm



[100mA, 25°C]

CRI	CCT (K)	Part Number	Luminous Flux (lm)		
			Bin	Min.	Max.
80+	2700	SPMWH1229AQ5SGW0SA	SA	103	111
		SPMWH1229AQ5SGW0SB	SB	111	121
	3000	SPMWH1229AQ5SGV0SA	SA	107	115
		SPMWH1229AQ5SGV0SB	SB	115	125
	3500	SPMWH1229AQ5SGU0SA	SA	109	117
		SPMWH1229AQ5SGU0SB	SB	117	127
	4000	SPMWH1229AQ5SGT0SA	SA	113	121
		SPMWH1229AQ5SGT0SB	SB	121	131
	5000	SPMWH1229AQ5SGR0SA	SA	115	123
		SPMWH1229AQ5SGR0SB	SB	123	133
	5700	SPMWH1229AQ5SGQ0SA	SA	114	122
		SPMWH1229AQ5SGQ0SB	SB	122	132
6500	SPMWH1229AQ5SGP0SA	SA	113	121	
	SPMWH1229AQ5SGP0SB	SB	121	131	
90+	2700	SPMWH1229AQ7SGW0SA	SA	88	94
		SPMWH1229AQ7SGW0SB	SB	94	104
	3000	SPMWH1229AQ7SGV0SA	SA	91	98
		SPMWH1229AQ7SGV0SB	SB	98	108
	3500	SPMWH1229AQ7SGU0SA	SA	93	100
		SPMWH1229AQ7SGU0SB	SB	100	110
	4000	SPMWH1229AQ7SGT0SA	SA	96	103
		SPMWH1229AQ7SGT0SB	SB	103	113
	5000	SPMWH1229AQ7SGR0SA	SA	98	105
		SPMWH1229AQ7SGR0SB	SB	105	115
	5700	SPMWH1229AQ7SGQ0SA	SA	97	104
		SPMWH1229AQ7SGQ0SB	SB	104	114
6500	SPMWH1229AQ7SGP0SA	SA	96	103	
	SPMWH1229AQ7SGP0SB	SB	103	113	

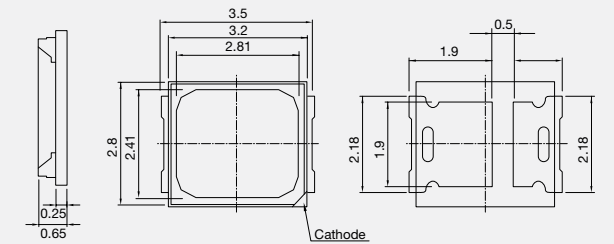
* Color coordinates: Considering the color shift during high temp. operation, provided at hot temp. color shift coordinates.

LM284D Plus



Designed for better lm/\$

- 1W class mid power 12V LED
- Suitable for lamps & downlights
- Standard footprint: 2.8mm x 3.5mm



[75mA, 25°C]

CRI	CCT (K)	Part Number	Luminous Flux (lm)		
			Bin	Min.	Max.
80+	2700	SPMWH622C7Q5SHW0SB	SB	115	125
	3000	SPMWH622C7Q5SHV0SB	SB	117	127
	3500	SPMWH622C7Q5SHU0SB	SB	121	131
	4000	SPMWH622C7Q5SHT0SB	SB	124	134
	5000	SPMWH622C7Q5SHR0SB	SB	127	137
	5700	SPMWH622C7Q5SHQ0SB	SB	126	136
	6500	SPMWH622C7Q5SHP0SB	SB	124	134

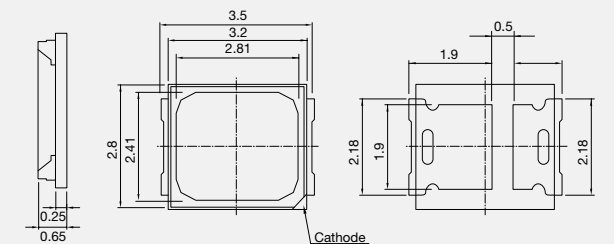
* Color coordinates: Considering the color shift during high temp. operation, provided at hot temp. color shift coordinates.

LM286B Plus



Designed for better lm/\$

- 1W class mid power 18V LED
- Suitable for lamps & downlights
- Standard footprint: 2.8mm x 3.5mm



[50mA, 25°C]

CRI	CCT (K)	Part Number	Luminous Flux (lm)		
			Bin	Min.	Max.
80+	2700	SPMWH12245Q5W8W0SA	SA	95	105
	3000	SPMWH12245Q5W8V0SA	SA	98	108
	3500	SPMWH12245Q5W8U0SA	SA	102	112
	4000	SPMWH12245Q5W8T0SA	SA	106	116
	5000	SPMWH12245Q5W8R0SA	SA	109	119
	5700	SPMWH12245Q5W8Q0SA	SA	107	117
	6500	SPMWH12245Q5W8Q0SA	SA	106	116
90+	2700	SPMWH12245Q7W8W0SA	SA	80	90
	3000	SPMWH12245Q7W8V0SA	SA	83	93
	3500	SPMWH12245Q7W8U0SA	SA	86	96
	4000	SPMWH12245Q7W8T0SA	SA	90	100
	5000	SPMWH12245Q7W8R0SA	SA	92	102
	5700	SPMWH12245Q7W8Q0SA	SA	91	101
	6500	SPMWH12245Q7W8Q0SA	SA	90	100

* Color coordinates: Considering the color shift during high temp. operation, provided at hot temp. color shift coordinates.

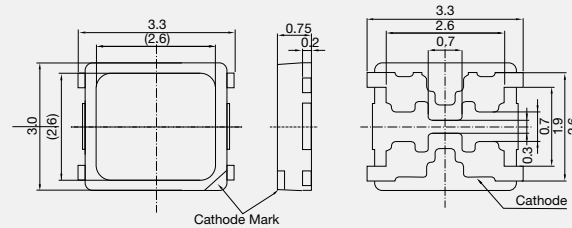


LM301B



High performance, highest lm/W for fluorescent lamp replacement

- 0.3W class mid power LED
- Highest efficacy: 220lm/W @65mA, 5000K, CRI 80
- Standard footprint: 3.0mm x 3.0mm



[65mA, 25°C]

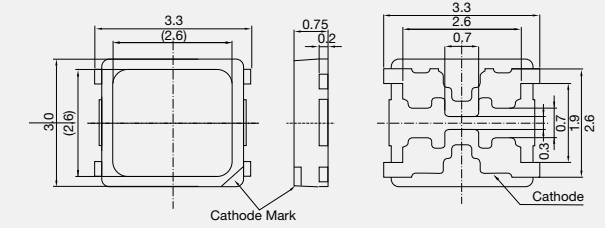
CRI	CCT (K)	Part Number	Luminous Flux (lm)		
			Bin	Min.	Max.
80+	2700	SPMWHF32AMD5WAW0S0	SH	32	34
			SJ	34	36
	3000	SPMWHF32AMD5WAV0S0	SJ	34	36
			SK	36	38
	3500	SPMWH32AMD5WU0S0	SJ	34	36
			SK	36	38
	4000	SPMWH32AMD5WAT0S0	SK	36	38
			SL	38	40
	5000	SPMWH32AMD5WAR0S0	SK	36	38
			SL	38	40
	5700	SPMWH32AMD5WAQ0S0	SK	36	38
			SL	38	40
6500	SPMWH32AMD5WAP0S0	SK	36	38	
		SL	38	40	

LM302C



High performance, highest lm/W for fluorescent lamp replacement


- 0.4W class mid power LED
- Highest efficacy: 183lm/W @65mA, 5000K, CRI 80
- Standard footprint: 3.0 mm x 3.0 mm



[65mA, 25°C]

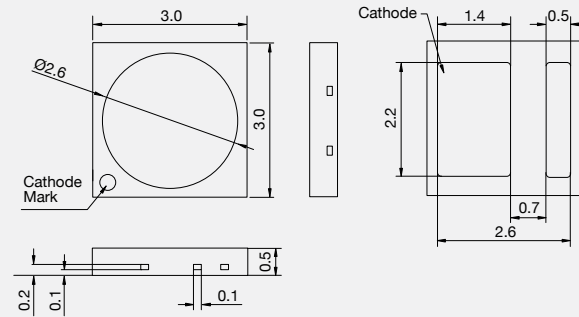
CRI	CCT (K)	Part Number	Luminous Flux (lm)		
			Bin	Min.	Max.
80+	2700	SPMWHT32BMD5YBW0S0	SD	54	58
			SE	58	62
			SF	62	66
			SD	54	58
			SE	58	62
			SF	62	66
	3000	SPMWHT32BMD5YBV0S0	SD	54	58
			SE	58	62
			SF	62	66
			SE	58	62
			SF	62	66
			SG	66	70
	3500	SPMWHT32BMD5YBU0S0	SE	58	62
			SF	62	66
			SG	66	70
			SE	58	62
			SF	62	66
			SG	66	70
	4000	SPMWHT32BMD5YBT0S0	SF	62	66
			SG	66	70
			SF	62	66
			SG	66	70
			SE	58	62
			SF	62	66
5000	SPMWHT32BMD5YBR0S0	SG	66	70	
		SH	70	74	
		SE	58	62	
		SF	62	66	
		SG	66	70	
		SE	58	62	
5700	SPMWHT32BMD5YBQ0S0	SF	62	66	
		SG	66	70	
		SE	58	62	
		SF	62	66	
		SG	66	70	
		SE	58	62	
6500	SPMWHT32BMD5YBP0S0	SF	62	66	
		SG	66	70	

LM301Z



Designed for best lm/\$

- 0.3W class mid power LED
- EMC resin for high reliability
- Standard footprint: 3.0 mm x 3.0mm



[65mA, 25°C]

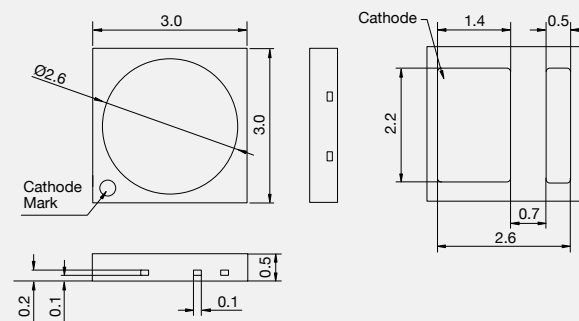
CRI	CCT (K)	Part Number	Luminous Flux (lm)		
			Bin	Min.	Max.
80+	2700	SPMWH3326MD5WAW0SA	SA	29.0	32.0
	3000	SPMWH3326MD5WAV0SA	SA	30.0	33.0
	3500	SPMWH3326MD5WAW0SA	SA	30.5	33.5
	4000	SPMWH3326MD5WAT0SA	SA	31.0	34.0
	5000	SPMWH3326MD5WAR0SA	SA	33.0	36.0
	5700	SPMWH3326MD5WAQ0SA	SA	31.0	34.0
	6500	SPMWH3326MD5WAP0SA	SA	31.0	34.0

LM302Z



Designed for best lm/\$


- 0.9W class mid power LED
- EMC resin for high reliability
- Standard footprint: 3.0 mm x 3.0 mm



[150mA, 25°C]

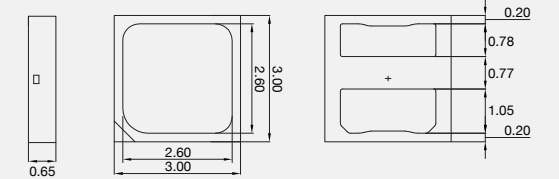
CRI	CCT (K)	Part Number	Luminous Flux (lm)		
			Bin	Min.	Max.
80+	2700	SPMWH3326FD5GBW0SA	SA	122	132
	3000	SPMWH3326FD5GBV0SA	SA	123	133
	3500	SPMWH3326FD5GBU0SA	SA	126	136
	4000	SPMWH3326FD5GBT0SA	SA	128	138
	5000	SPMWH3326FD5GBR0SA	SA	130	140
	5700	SPMWH3326FD5GBQ0SA	SA	128	138
	6500	SPMWH3326FD5GBP0SA	SA	127	137

LM301A



Designed for best lm/\$


- EMC resin for high reliability
- Suitable for high bay lights & downlights
- Standard footprint: 3.0mm x 3.0mm



[150mA, 85°C]

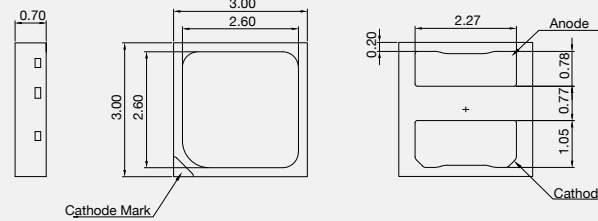
CRI	CCT (K)	Part Number	Luminous Flux (lm)		
			Bin	Min.	Max.
70+	3000	SPMWHT328FD3WAV0S0	SE	58	62
		SPMWHT328FD3WAW0S0	SF	62	66
	3500	SPMWHT328FD3WAW0S0	SE	58	62
		SPMWHT328FD3WAT0S0	SF	62	66
	4000	SPMWHT328FD3WAT0S0	SG	66	70
		SPMWHT328FD3WAR0S0	SF	62	66
	5000	SPMWHT328FD3WAR0S0	SG	66	70
80+		2700	SPMWHT328FD5WAW0S0	SC	50
	SPMWHT328FD5WAV0S0		SD	54	58
	3000	SPMWHT328FD5WAV0S0	SE	58	62
		SPMWHT328FD5WAW0S0	SE	58	62
	3500	SPMWHT328FD5WAW0S0	SF	62	66
		SPMWHT328FD5WAW0S0	SF	62	66
	4000	SPMWHT328FD5WAT0S0	SE	58	62
SPMWHT328FD5WAT0S0		SF	62	66	
5000	SPMWHT328FD5WAR0S0	SE	58	62	
	SPMWHT328FD5WAR0S0	SF	62	66	
5700	SPMWHT328FD5WAQ0S0	SE	58	62	
	SPMWHT328FD5WAQ0S0	SF	62	66	
6500	SPMWHT328FD5WAP0S0	SE	58	62	
	SPMWHT328FD5WAP0S0	SF	62	66	
90+	2700	SPMWHT328FD7WAW0S0	SZ	38	42
		SPMWHT328FD7WAW0S0	SA	42	46
	3000	SPMWHT328FD7WAV0S0	SA	42	46
		SPMWHT328FD7WAV0S0	SB	46	50
	3500	SPMWHT328FD7WAW0S0	SA	42	46
		SPMWHT328FD7WAW0S0	SB	46	50
	4000	SPMWHT328FD7WAT0S0	SB	46	50
		SPMWHT328FD7WAT0S0	SC	50	54
	5000	SPMWHT328FD7WAR0S0	SA	42	46
		SPMWHT328FD7WAR0S0	SB	46	50
	5700	SPMWHT328FD7WAQ0S0	SA	42	46
		SPMWHT328FD7WAQ0S0	SB	46	50
	6500	SPMWHT328FD7WAP0S0	SA	42	46
		SPMWHT328FD7WAP0S0	SB	46	50

LM302B



Designed for best lm/\$

- Superior mid power LED with a wide over-drive range up to 1.5W
- Mold resin for high reliability
- Suitable for high/low bay lightings & downlights
- Design flexible footprint: 3.0mm x 3.0mm



[150mA, 85°C]

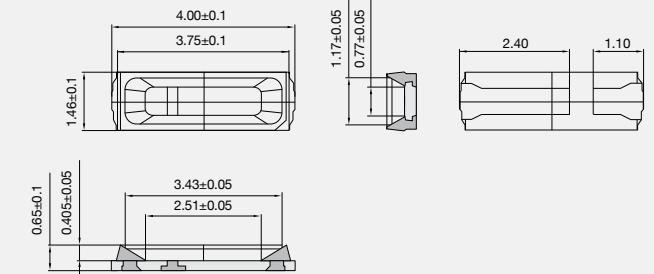
CRI	CCT (K)	Part Number	Luminous Flux (lm)			
			Bin	Min.	Max.	
70+	3000	SPMWHT329FD3YBV0S0	SD	106	115	
			SE	115	124	
	3500	SPMWHT329FD3YBU0S0	SD	106	115	
			SE	115	124	
	4000	SPMWHT329FD3YBT0S0	SE	115	124	
			SF	124	133	
	5000	SPMWHT329FD3YBR0S0	SE	115	124	
			SF	124	133	
	80+	2700	SPMWHT329FD5YBW0S0	SC	97	106
				SD	106	115
3000		SPMWHT329FD5YBV0S0	SC	97	106	
			SD	106	115	
3500		SPMWHT329FD5YBU0S0	SD	106	115	
			SE	115	124	
4000		SPMWHT329FD5YBT0S0	SE	115	124	
			SF	124	133	
5000		SPMWHT329FD5YBR0S0	SE	115	124	
			SF	124	133	
5700	SPMWHT329FD5YBQ0S0	SE	115	124		
		SF	124	133		
6500	SPMWHT329FD5YBP0S0	SE	115	124		
		SF	124	133		
90+	2700	SPMWHT329FD7YBW0S0	SZ	70	79	
			SA	79	88	
	3000	SPMWHT329FD7YBV0S0	SA	79	88	
			SB	88	97	
	3500	SPMWHT329FD7YBU0S0	SB	88	97	
			SC	97	106	
	4000	SPMWHT329FD7YBT0S0	SB	88	97	
			SC	97	106	
	5000	SPMWHT329FD7YBR0S0	SB	88	97	
			SC	97	106	
5700	SPMWHT329FD7YBQ0S0	SA	79	88		
		SB	88	97		
6500	SPMWHT329FD7YBP0S0	SA	79	88		
		SB	88	97		

LM401B+



IP guaranteed mid-power LED

- 0.2W class mid power LED
- Suitable for slim edge-lit panel applications
- Standard footprint: 4.0 mm x 1.4 mm



[60mA, 25°C]

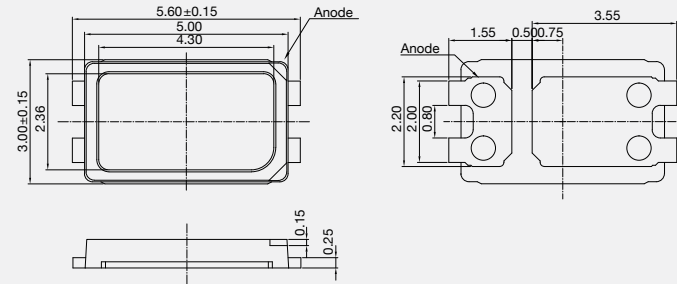
CRI	CCT (K)	Part Number	Luminous Flux (lm)		
			Bin	Min.	Max.
80+	2700	SPMWHT4106D5WAW0S*	S1	21	23
			S2	23	25
			S3	25	27
	3000	SPMWHT4106D5WAV0S*	S1	21	23
			S2	23	25
			S3	25	27
	3500	SPMWHT4106D5WAW0S*	S1	22	24
			S2	24	26
			S3	26	28
	4000	SPMWHT4106D5WAT0S*	S1	23	25
S2			25	27	
S3			27	29	
5000	SPMWHT4106D5WAR0S*	S1	24	26	
		S2	26	28	
		S3	28	30	
5700	SPMWHT4106D5WAQ0S*	S1	23	25	
		S2	25	27	
		S3	27	29	
6500	SPMWHT4106D5WAP0S*	S1	23	25	
		S2	25	27	
		S3	27	29	

LM561B Plus



Improved efficacy and performance of LM561B to provide better solution

- 0.3 W class mid power LED
- High efficacy for distributed light
- Standard footprint: 5.6mm x 3.0mm



[65mA, 25°C]

CRI	CCT (K)	Part Number	Luminous Flux (lm)		
			Bin	Min.	Max.
70+	2700	SPMWHT541MP3WAW0S0	S5	32.0	34.0
			S6	34.0	36.0
			S7	36.0	38.0
	3000	SPMWHT541MP3WAV0S0	S5	32.5	34.5
			S6	34.5	36.5
			S7	36.5	38.5
	3500	SPMWHT541MP3WAW0S0	S5	33.0	35.0
			S6	35.0	37.0
			S7	37.0	39.0
	4000	SPMWHT541MP3WAT0S0	S5	34.0	35.8
			S6	35.8	38.0
			S7	38.0	40.0
5000	SPMWHT541MP3WAR0S0	S4	33.0	35.0	
		S5	35.0	37.0	
80+	2700	SPMWHT541MP5WAW0S0	S4	30.0	32.0
			S5	32.0	34.0
	3000	SPMWHT541MP5WAV0S0	S4	30.5	32.5
			S5	32.5	34.5
	3500	SPMWHT541MP5WAW0S0	S4	31.0	33.0
			S5	33.0	35.0
	4000	SPMWHT541MP5WAT0S0	S4	32.0	34.0
			S5	34.0	36.0
	5000	SPMWHT541MP5WAR0S0	S4	33.0	35.0
			S5	35.0	37.0
	5700	SPMWHT541MP5WAQ0S0	S4	32.5	34.5
			S5	34.5	36.5
6500	SPMWHT541MP5WAP0S0	S4	32.0	34.0	
		S5	34.0	36.0	

CRI	CCT (K)	Part Number	Luminous Flux (lm)		
			Bin	Min.	Max.
80+ MacAdam 3 step	2700	SPMWHT541MP5WAW0S0	S4	30.0	32.0
			S5	32.0	34.0
	3000	SPMWHT541MP5WAV0S0	S4	30.5	32.5
			S5	32.5	34.5
	3500	SPMWHT541MP5WAW0S0	S4	31.0	33.0
			S5	33.0	35.0
	4000	SPMWHT541MP5WAT0S0	S4	32.0	34.0
			S5	34.0	36.0
	5000	SPMWHT541MP5WAR0S0	S4	33.0	35.0
			S5	35.0	37.0
	5700	SPMWHT541MP5WAQ0S0	S4	32.5	34.5
			S5	34.5	36.5
6500	SPMWHT541MP5WAP0S0	S4	32.0	34.0	
		S5	34.0	36.0	
90+	2700	SPMWHT541MP7WAW0S0	S1	24.0	26.0
			S2	26.0	28.0
	3000	SPMWHT541MP7WAV0S0	S1	24.5	26.5
			S2	26.5	28.5
	3500	SPMWHT541MP7WAW0S0	S1	25.0	27.0
			S2	27.0	29.0
	4000	SPMWHT541MP7WAT0S0	S1	26.0	28.0
			S2	28.0	30.0
	5000	SPMWHT541MP7WAR0S0	SZ	25.0	27.0
			S1	27.0	29.0
	5700	SPMWHT541MP7WAQ0S0	S2	29.0	31.0
			SZ	24.5	26.5
6500	SPMWHT541MP7WAP0S0	S1	26.5	28.5	
		S2	28.5	30.5	
90+ High Efficacy	2700	SPMWHT541MH7WAW0SB	S0	26.0	30.0
			SB	26.0	28.0
	3000	SPMWHT541MH7WAV0SB	SC	28.0	30.0
			S0	27.0	31.0
	3500	SPMWHT541MH7WAW0SB	SB	27.0	29.0
			SC	29.0	31.0
	4000	SPMWHT541MH7WAT0SB	S0	28.0	32.0
			SB	28.0	30.0
	4500	SPMWHT541MH7WAV0SB	SC	30.0	32.0
			S0	29.0	33.0
	5000	SPMWHT541MH7WAR0SB	SB	29.0	31.0
			SC	31.0	33.0
5500	SPMWHT541MH7WAT0SB	S0	30.0	34.0	
		SB	30.0	32.0	
6000	SPMWHT541MH7WAV0SB	SC	32.0	34.0	
		S0	29.0	33.0	
6500	SPMWHT541MH7WAQ0SB	SB	29.0	31.0	
		SC	31.0	33.0	
7000	SPMWHT541MH7WAP0SB	S0	28.0	32.0	
		SB	28.0	30.0	
7500	SPMWHT541MH7WAP0SB	SC	30.0	32.0	
		S0	30.0	32.0	

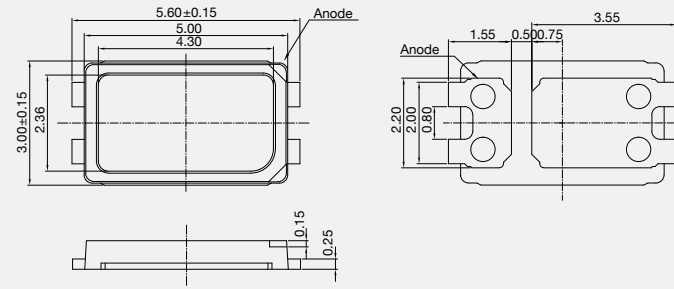


LM561C



High performance, highest lm/W for fluorescent lamp replacement

- 0.3W class mid power LED
- Highest efficacy: 210lm/W @65mA, 5000K, CRI 80
- Standard footprint: 5.6mm x 3.0mm



[65mA, 25°C]

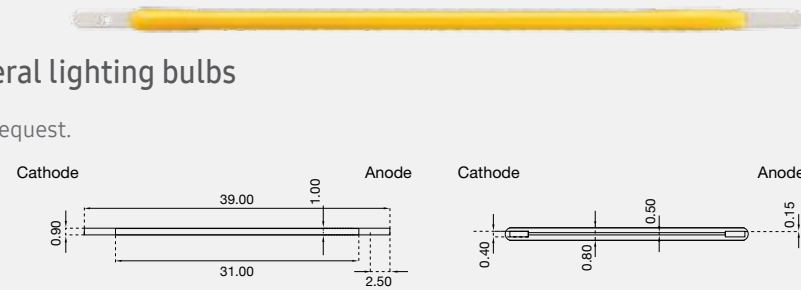
CRI	CCT (K)	Part Number	Luminous Flux (lm)		
			Bin	Min.	Max.
70+	3000	SPMWHT541ML3XAV0S0	S5	32.5	34.5
			S6	34.5	36.5
			S7	36.5	38.5
	3500	SPMWHT541ML3XAU0S0	S5	33.0	35.0
			S6	35.0	37.0
			S7	37.0	39.0
	4000	SPMWHT541ML3XAT0S0	S5	34.0	36.0
			S6	36.0	38.0
			S7	38.0	40.0
	5000	SPMWHT541ML3XAR0S0	S5	35.0	37.0
			S6	37.0	39.0
			S7	39.0	41.0
80+	2700	SPMWHT541ML5XAW0S0	S4	30.0	32.0
			S5	32.0	34.0
	3000	SPMWHT541ML5XAV0S0	S4	30.5	32.5
			S5	32.5	34.5
	3500	SPMWHT541ML5XAU0S0	S4	31.0	33.0
			S5	33.0	35.0
	4000	SPMWHT541ML5XAT0S0	S4	32.0	34.0
			S5	34.0	36.0
	5000	SPMWHT541ML5XAR0S0	S4	33.0	35.0
			S5	35.0	37.0
	5700	SPMWHT541ML5XAQ0S0	S4	32.5	34.5
			S5	34.5	36.5
6500	SPMWHT541ML5XAP0S0	S4	32.0	34.0	
		S5	34.0	36.0	

CRI	CCT (K)	Part Number	Luminous Flux (lm)		
			Bin	Min.	Max.
90+	2700	SPMWHT541ML7XAW0S0	S1	24.0	26.0
			S2	26.0	28.0
			S3	28.0	30.0
	3000	SPMWHT541ML7XAV0S0	S1	24.5	26.5
			S2	26.5	28.5
			S3	28.5	30.5
	3500	SPMWHT541ML7XAU0S0	S1	25.0	27.0
			S2	27.0	29.0
			S3	29.0	31.0
	4000	SPMWHT541ML7XAT0S0	S1	26.0	28.0
			S2	28.0	30.0
			S3	30.0	32.0
	5000	SPMWHT541ML7XAR0S0	S1	27.0	29.0
			S2	29.0	31.0
	5700	SPMWHT541ML7XAQ0S0	S1	26.5	28.5
			S2	28.5	30.5
	6500	SPMWHT541ML7XAP0S0	S1	26.0	28.0
			S2	28.0	30.0

Filament LED

Filament LED for decorative and general lighting bulbs

- Customized designs are available per customer request.
- Length: 28, 38, 48, 58, 68mm
- Substrate: Ceramic, Sapphire
- CCT: 2200, 2400, 2700, 3000, 4000, 5000K
- CRI: 80, 90



LF007A

[25°C]

CRI	CCT (K)	Luminous Flux (lm)		IF (mA)	Substrate	1V Sorting	Part Number
		Min.	Max.				
80+	2700	90	106	10	Ceramic	0	SPMWHTFM31D523WTFY
		97	113	10	Sapphire	0	SPMWH1FM31D523WTFY

LF009A

[25°C]

CRI	CCT (K)	Luminous Flux (lm)		IF (mA)	Substrate	1V Sorting	Part Number
		Min.	Max.				
80+	2700	132	148	10	Sapphire	0	SPMWHTFM31D545WTKY
						-	SPMWH1FM31D545WTKY

LF010A

[25°C]

CRI	CCT (K)	Luminous Flux (lm)		IF (mA)	Substrate	1V Sorting	Part Number
		Min.	Max.				
80+	2700	162	190	15	Sapphire	0	SPMWHTFM3RD524WTR1

LF310B

[25°C]

CRI	CCT (K)	Luminous Flux (lm)		IF (mA)	Substrate	1V Sorting	Part Number
		Min.	Max.				
80+	2700	95	105	10	Ceramic	-	SPMWH1FC31D52PWTF2

LF311B

[25°C]

CRI	CCT (K)	Luminous Flux (lm)		IF (mA)	Substrate	1V Sorting	Part Number
		Min.	Max.				
80+	2700	100	110	10	Ceramic	-	SPMWH1FC31D52UWTG1

LF312B

[25°C]

CRI	CCT (K)	Luminous Flux (lm)		IF (mA)	Substrate	1V Sorting	Part Number
		Min.	Max.				
80+	2700	110	120	10	Ceramic	-	SPMWH1FC31D52TWTG1

LF314B

[25°C]

CRI	CCT (K)	Luminous Flux (lm)		IF (mA)	Substrate	1V Sorting	Part Number
		Min.	Max.				
80+	2700	130	140	10	Ceramic	-	SPMWH1FC31D54NWTG1

LF321B

[25°C]

CRI	CCT (K)	Luminous Flux (lm)		IF (mA)	Substrate	1V Sorting	Part Number
		Min.	Max.				
80+	2700	200	220	15	Ceramic	-	SPMWH1FC31D54NWTG1

LF423B

[25°C]

CRI	CCT (K)	Luminous Flux (lm)		IF (mA)	Substrate	1V Sorting	Part Number
		Min.	Max.				
80+	2700	220	240	20	Ceramic	-	SPMWH1FC42D52TWTU1

LF622B

[25°C]

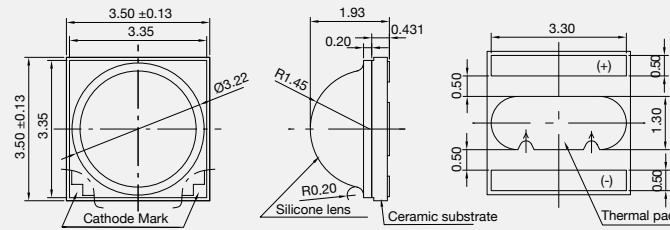
CRI	CCT (K)	Luminous Flux (lm)		IF (mA)	Substrate	1V Sorting	Part Number
		Min.	Max.				
80+	2700	210	230	10	Ceramic	-	SPMWH1FC61D59RWTG2

LH351B



Cost effective solution for outdoor & directional lighting applications

- Operates at a maximum current of up to 1.5A
- High efficacy outdoor solution (Delivering set efficacy over 110lm/W @700mA)
- Excellent efficacy: 172lm/W @350mA, 85°C, 4000K
- LM80 Certified @1A, 105°C (Ts) (L90>60,000 @ 1A)
- Footprint: 3.5mm x 3.5mm

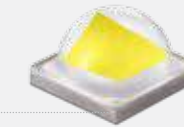


[350mA, 85°C]

CRI	CCT (K)	Part Number	Luminous Flux (lm)		
			Bin	Min.	Max.
70+	2700	SPHWH2L3D30CD4W0K3	K1, M1, N1	130	160
		SPHWH2L3D30CD4W0M3	M1, N1, P1	140	170
		SPHWH2L3D30CD4W0N3	N1, P1, Q1	150	180
	3000	SPHWH2L3D30CD4V0K3	K1, M1, N1	130	160
		SPHWH2L3D30CD4V0M3	M1, N1, P1	140	170
		SPHWH2L3D30CD4V0N3	N1, P1, Q1	150	180
	3500	SPHWH2L3D30CD4U0K3	K1, M1, N1	130	160
		SPHWH2L3D30CD4U0M3	M1, N1, P1	140	170
		SPHWH2L3D30CD4U0N3	N1, P1, Q1	140	170
	4000	SPHWH2L3D30CD4T0M3	M1, N1, P1	140	170
		SPHWH2L3D30CD4T0N3	N1, P1, Q1	150	180
		SPHWH2L3D30CD4T0P3	P1, Q1, R1	160	190
SPHWH2L3D30CD4R0M3		M1, N1, P1	140	170	
SPHWH2L3D30CD4R0N3		N1, P1, Q1	150	180	
SPHWH2L3D30CD4R0P3		P1, Q1, R1	160	190	
5000	SPHWH2L3D30CD4Q0M3	M1, N1, P1	140	170	
	SPHWH2L3D30CD4Q0N3	N1, P1, Q1	150	180	
	SPHWH2L3D30CD4Q0P3	P1, Q1, R1	160	190	
	SPHWH2L3D30CD4P0M3	M1, N1, P1	140	170	
	SPHWH2L3D30CD4P0N3	N1, P1, Q1	150	180	
	SPHWH2L3D30CD4P0P3	P1, Q1, R1	160	190	
75+	5000	SPHWH1L3D30DD4R0M3	M1, N1, P1	140	170
		SPHWH1L3D30DD4R0N3	N1, P1, Q1	150	180
		SPHWH1L3D30DD4R0P3	P1, Q1, R1	160	190
	5700	SPHWH1L3D30DD4Q0M3	M1, N1, P1	140	170
		SPHWH1L3D30DD4Q0N3	N1, P1, Q1	150	180
		SPHWH1L3D30DD4Q0P3	P1, Q1, R1	160	190
80+	2700	SPHWH2L3D30ED4W0H3	H1, J1, K1	110	140
		SPHWH2L3D30ED4W0J3	J1, K1, M1	120	150
		SPHWH2L3D30ED4W0K3	K1, M1, N1	130	160
	3000	SPHWH2L3D30ED4V0H3	H1, J1, K1	110	140
		SPHWH2L3D30ED4V0J3	J1, K1, M1	120	150
		SPHWH2L3D30ED4V0K3	K1, M1, N1	130	160
3500	SPHWH2L3D30ED4U0J3	J1, K1, M1	120	150	
	SPHWH2L3D30ED4U0K3	K1, M1, N1	130	160	
	SPHWH2L3D30ED4T0J3	J1, K1, M1	120	150	
4000	SPHWH2L3D30ED4T0K3	K1, M1, N1	130	160	
	SPHWH2L3D30ED4T0M3	M1, N1, P1	140	170	

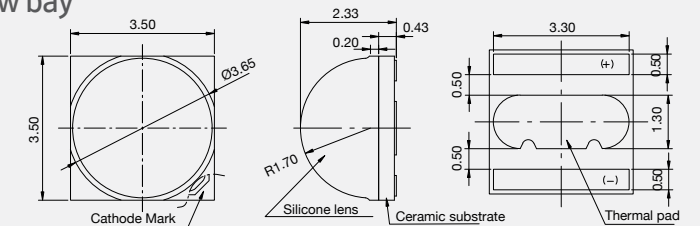
CRI	CCT (K)	Part Number	Luminous Flux (lm)		
			Bin	Min.	Max.
80+	5000	SPHWH2L3D30ED4R0K3	K1, M1, N1	130	160
		SPHWH2L3D30ED4R0M3	M1, N1, P1	140	170
		SPHWH2L3D30ED4R0N3	N1, P1, Q1	150	180
	5700	SPHWH2L3D30ED4Q0K3	K1, M1, N1	130	160
		SPHWH2L3D30ED4Q0M3	M1, N1, P1	140	170
		SPHWH2L3D30ED4Q0N3	N1, P1, Q1	140	170
90+	2700	SPHWH2L3D30GD4W0F3	F1, G1, H1	90	120
		SPHWH2L3D30GD4V0F3	F1, G1, H1	90	120
		SPHWH2L3D30GD4V0G3	G1, H1, J1	100	130
	3500	SPHWH2L3D30GD4U0G3	G1, H1, J1	100	130
		SPHWH2L3D30GD4U0H3	H1, J1, K1	110	140
		SPHWH2L3D30GD4T0H3	H1, J1, K1	110	140
5000	SPHWH2L3D30GD4T0J3	J1, K1, M1	120	150	

LH351C



High performance suitable for Street, High/Low bay & Stadium/Arena lighting applications


- Operates at a maximum current of up to 2.0 A
- High efficacy outdoor solution (Delivering set efficacy over 120lm/W @700mA)
- Excellent efficacy: 160lm/W @700mA, 85°C
- Footprint: 3.5mm x 3.5mm



[700mA, 85°C]

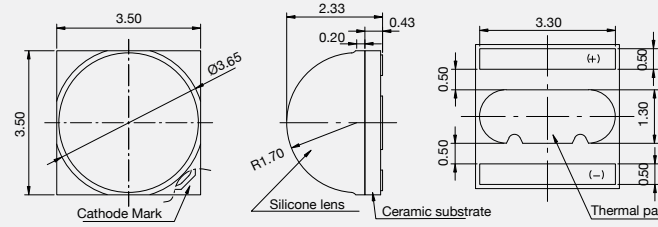
CRI	CCT (K)	Part Number	Luminous Flux (lm)		
			Bin	Min.	Max.
70+	2700	SPHWHTL3D50CE4W0MF	MB, NB, PB	250	310
	3000	SPHWHTL3D50CE4V0NF	NB, PB, QB	270	330
	3500	SPHWHTL3D50CE4U0NF	NB, PB, QB	270	330
	4000	SPHWHTL3D50CE4T0PF	PB, QB, RB	290	350
		SPHWHTL3D50CE4T0QF	QB, RB, SB	310	370
	80+	5000	SPHWHTL3D50CE4R0TF	PB, QB, RB	290
SPHWHTL3D50CE4R0QF			QB, RB, SB	310	370
SPHWHTL3D50CE4Q0NF			NB, PB, QB	270	330
5700		SPHWHTL3D50CE4Q0TF	QB, RB, SB	310	370
		SPHWHTL3D50CE4Q0QF	QB, RB, SB	310	370
		SPHWHTL3D50CE4P0NF	NB, PB, QB	270	330
90+	2700	SPHWHTL3D50EE4W0MF	MB, NB, PB	250	310
	3000	SPHWHTL3D50EE4V0MF	MB, NB, PB	250	310
	4000	SPHWHTL3D50EE4T0MF	MB, NB, PB	250	310
	5000	SPHWHTL3D50EE4U0MF	MB, NB, PB	250	310
		SPHWHTL3D50EE4R0TF	NB, PB, QB	270	330
		SPHWHTL3D50EE4Q0TF	NB, PB, QB	270	330
90+	2700	SPHWHTL3D50GE4W0GF	GB, HB, JB	170	230
		SPHWHTL3D50GE4V0HF	HB, JB, KB	190	250
		SPHWHTL3D50GE4U0HF	HB, JB, KB	190	250
	3500	SPHWHTL3D50GE4T0JF	JB, KB, MB	210	270
		SPHWHTL3D50GE4R0TF	KB, MB, NB	230	290
		SPHWHTL3D50GE4Q0TF	KB, MB, NB	230	290

LH351D



Best solution for high lumen output:
Street & Stadium/Arena lighting applications

- Operates at a maximum current of up to 3.0A
- High efficacy outdoor solution (Delivering set efficacy over 120lm/W @1050mA)
- Higher TLCI value with CRI90 line-up for broadcast use (Stadium/Arena lighting)
- Footprint: 3.5mm x 3.5mm



[1050mA, 85°C]

CRI	CCT (K)	Part Number	Luminous Flux (lm)			
			Bin	Min.	Max.	
70+	2700	SPHWHTL3DA0CF4W0S6	S2, T2, U2	380	440	
		SPHWHTL3DA0CF4W0T6	T2, U2, V2	400	460	
	3000	SPHWHTL3DA0CF4V0T6	T2, U2, V2	400	460	
		SPHWHTL3DA0CF4V0U6	U2, V2, W2	420	480	
	3500	SPHWHTL3DA0CF4U0T6	T2, U2, V2	400	460	
		SPHWHTL3DA0CF4U0U6	U2, V2, W2	420	480	
	4000	SPHWHTL3DA0CF4T0U6	U2, V2, W2	420	480	
		SPHWHTL3DA0CF4T0V6	V2, W2, Y2	440	500	
	5000	SPHWHTL3DA0CF4RTV6	V2, W2, Y2	440	500	
		SPHWHTL3DA0CF4RTW6	W2, Y2, Z2	460	520	
	5700	SPHWHTL3DA0CF4QTV6	V2, W2, Y2	440	500	
		SPHWHTL3DA0CF4QTW6	W2, Y2, Z2	460	520	
	6500	SPHWHTL3DA0CF4PTU6	U2, V2, W2	420	480	
		SPHWHTL3DA0CF4PTV6	V2, W2, Y2	440	500	
	80+	2700	SPHWHTL3DA0EF4W0Q6	Q2, R2, S2	340	400
			SPHWHTL3DA0EF4W0R6	R2, S2, T2	360	420
		3000	SPHWHTL3DA0EF4V0R6	R2, S2, T2	360	420
			SPHWHTL3DA0EF4U0R6	R2, S2, T2	360	420
3500		SPHWHTL3DA0EF4U0S6	S2, T2, U2	380	440	
		SPHWHTL3DA0EF4T0S6	S2, T2, U2	380	440	
4000		SPHWHTL3DA0EF4T0T6	T2, U2, V2	400	460	
		SPHWHTL3DA0EF4RTS6	S2, T2, U2	380	440	
5000		SPHWHTL3DA0EF4RTT6	T2, U2, V2	400	460	
		SPHWHTL3DA0EF4QRT6	T2, U2, V2	400	460	
5300		SPHWHTL3DA0EF4QRU6	U2, V2, W2	420	480	
		SPHWHTL3DA0EF4QTT6	T2, U2, V2	400	460	
5700		SPHWHTL3DA0EF4QTU6	U2, V2, W2	420	480	
		SPHWHTL3DA0EF4PQT6	T2, U2, V2	400	460	
6000		SPHWHTL3DA0EF4PQU6	U2, V2, W2	420	480	
		SPHWHTL3DA0EF4PTT6	T2, U2, V2	400	460	
6500		SPHWHTL3DA0EF4PTU6	U2, V2, W2	420	480	

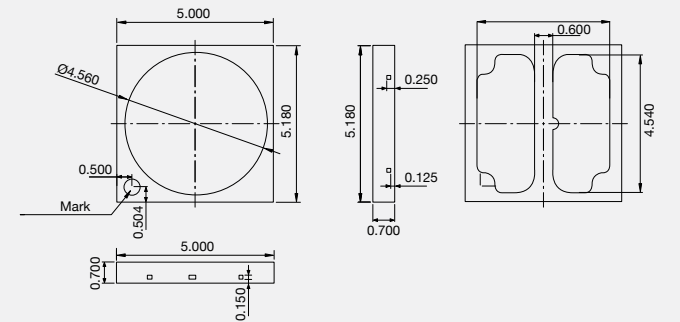
CRI	CCT (K)	Part Number	Luminous Flux (lm)		
			Bin	Min.	Max.
90+	2700	SPHWHTL3DA0GF4W0M6	M2, N2, P2	280	340
		SPHWHTL3DA0GF4W0N6	N2, P2, Q2	300	360
	3000	SPHWHTL3DA0GF4V0N6	N2, P2, Q2	300	360
		SPHWHTL3DA0GF4V0P6	P2, Q2, R2	320	380
	3500	SPHWHTL3DA0GF4U0N6	N2, P2, Q2	300	360
		SPHWHTL3DA0GF4U0P6	P2, Q2, R2	320	380
	4000	SPHWHTL3DA0GF4T0P6	P2, Q2, R2	320	380
		SPHWHTL3DA0GF4T0Q6	Q2, R2, S2	340	400
	5000	SPHWHTL3DA0GF4RTR6	R2, S2, T2	360	420
		6000	SPHWHTL3DA0GF4PQR6	R2, S2, T2	360

LH508A



Designed for best lm/\$ with high luminous flux

- Hybrid solution mixing mid and high power LED
- EMC mold resin for high reliability
- Suitable for street light, high/low bay light & spot light
- Design flexible footprint: 5.0mm x 5.0mm






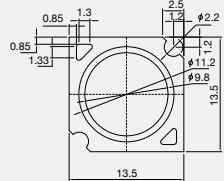
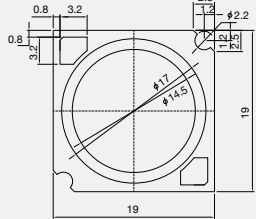
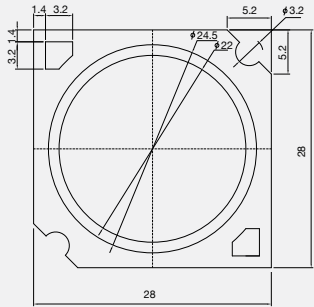
[160mA, 25°C]



CRI	CCT (K)	Part Number	Luminous Flux (lm)		
			Bin	Min.	Typ.
70+	3000	SPHWH1L5N403XEV5A1	A1	521	572
	4000	SPHWH1L5N403XET5A1	A1	558	610
	5000	SPHWH1L5N403XER5A1	A1	558	610
	5700	SPHWH1L5N403XEQ5A1	A1	558	610
80+	2700	SPHWH1L5N405XEW5A1	A1	459	504
	3000	SPHWH1L5N405XEV5A1	A1	473	520
	4000	SPHWH1L5N405XET5A1	A1	521	550
	5000	SPHWH1L5N405XER5A1	A1	521	550
90+	2700	SPHWH1L5N407XEW5A1	A1	402	429
	3000	SPHWH1L5N407XEV5A1	A1	416	444
	4000	SPHWH1L5N407XET5A1	A1	443	473

D Series Gen 2

Full line-up for various applications: MR/PAR, Spotlights, Downlights & High bay lights

- Industry-leading light efficacy in COB lineups
- Better thermal resistance than Gen 1
- High reliability satisfying DLC Premium standards

Ti = 85°C	LC003D Gen2	LC006D Gen2	LC009D Gen2	LC013D Gen2	LC016D Gen2	LC019D Gen2	LC026D Gen2	LC033D Gen2	LC040D Gen2	LC060D Gen2	LC080D Gen2	
												
LES	9.8mm			14.5mm				22 mm				
Typical	34.6 V											52 V
	3.1 W (90 mA)	6.2 W (180 mA)	9.4 W (270 mA)	12.5 W (360 mA)	15.6 W (450 mA)	18.7 W (540 mA)	24.9 W (720 mA)	31.1 W (900 mA)	37.4 W (1080 mA)	56.1 W (1080 mA)	84.2 W (1620 mA)	
Max.	8.6 W (230 mA)	17.2 W (460 mA)	25.9 W (690 mA)	34.5 W (920 mA)	43.1 W (1150 mA)	51.8 W (1380 mA)	69 W (1840 mA)	86.2 W (2300 mA)	103.5 W (2760 mA)	143.4 W (2760 mA)	215 W (4140 mA)	
Dimension												
Size	13.5mm x 13.5mm			19mm x 19mm				28mm x 28mm				

Product	CRI	CCT (K)	Color rank	Part Number	Ti = 85°C		IF (mA)	VF (V)		
					Luminous Flux Typ. (lm)	Luminous Efficacy Typ. (lm/W)				
 LC003D Gen.2	80+	2700	MacAdam 2step	SPHWAHDNA25YZW2D2	459	147	90mA	34.6V		
			MacAdam 3step	SPHWAHDNA25YZW3D2						
	3000	MacAdam 2step	SPHWAHDNA25YZV2D2	483	155					
		MacAdam 3step	SPHWAHDNA25YZV3D2							
	3500	MacAdam 2step	SPHWAHDNA25YZU2D2	501	161					
		MacAdam 3step	SPHWAHDNA25YZU3D2							
	4000	MacAdam 2step	SPHWAHDNA25YZT2D2	507	163					
		MacAdam 3step	SPHWAHDNA25YZT3D2							
	5000	MacAdam 3step	SPHWAHDNA25YZR3D2	513	165					
		MacAdam 3step	SPHWAHDNA25YZQ3D2							
	6500	MacAdam 3step	SPHWAHDNA25YZP3D2	507	163					
		MacAdam 3step	SPHWAHDNA27YZW2D2							
 LC006D Gen.2	90+	2700	MacAdam 2step	SPHWAHDNA27YZW2D2	388	125	180mA	34.6V		
			MacAdam 3step	SPHWAHDNA27YZW3D2						
	3000	MacAdam 2step	SPHWAHDNA27YZV2D2	406	130					
		MacAdam 3step	SPHWAHDNA27YZV3D2							
	3500	MacAdam 2step	SPHWAHDNA27YZU2D2	419	135					
		MacAdam 3step	SPHWAHDNA27YZU3D2							
	4000	MacAdam 2step	SPHWAHDNA27YZT2D2	427	137					
		MacAdam 3step	SPHWAHDNA27YZT3D2							
	5000	MacAdam 3step	SPHWAHDNA27YZR3D2	430	138					
		MacAdam 3step	SPHWAHDNB25YZW2D2							
	80+	2700	MacAdam 2step	SPHWAHDNB25YZW2D2	924	148			180mA	34.6V
			MacAdam 3step	SPHWAHDNB25YZW3D2						
3000		MacAdam 2step	SPHWAHDNB25YZV2D2	971	156					
		MacAdam 3step	SPHWAHDNB25YZV3D2							
3500		MacAdam 2step	SPHWAHDNB25YZU2D2	1001	161					
		MacAdam 3step	SPHWAHDNB25YZU3D2							
4000		MacAdam 2step	SPHWAHDNB25YZT2D2	1024	164					
		MacAdam 3step	SPHWAHDNB25YZT3D2							
5000		MacAdam 3step	SPHWAHDNB25YZR3D2	1030	165					
		MacAdam 3step	SPHWAHDNB25YZQ3D2							
6500		MacAdam 3step	SPHWAHDNB25YZP3D2	1018	163					
		MacAdam 3step	SPHWAHDNB27YZW2D2							
90+	2700	MacAdam 2step	SPHWAHDNB27YZW2D2	786	126	180mA	34.6V			
		MacAdam 3step	SPHWAHDNB27YZW3D2							
	3000	MacAdam 2step	SPHWAHDNB27YZV2D2	824	132					
		MacAdam 3step	SPHWAHDNB27YZV3D2							
	3500	MacAdam 2step	SPHWAHDNB27YZU2D2	853	137					
		MacAdam 3step	SPHWAHDNB27YZU3D2							
	4000	MacAdam 2step	SPHWAHDNB27YZT2D2	870	140					
		MacAdam 3step	SPHWAHDNB27YZT3D2							
	5000	MacAdam 3step	SPHWAHDNB27YZR3D2	874	140					
		MacAdam 3step	SPHWAHDNB27YZR3D2							



Chip-on-Board LEDs

Component

Product	CRI	CCT (K)	Color rank	Part Number	Ti = 85°C		IF (mA) VF (V)
					Luminous Flux Typ. (lm)	Luminous Efficacy Typ. (lm/W)	
 LC009D Gen.2	80+	2700	MacAdam 2step	SPHWAHDNC25YZW2D2	1342	144	270mA 34.6V
			MacAdam 3step	SPHWAHDNC25YZW3D2			
		3000	MacAdam 2step	SPHWAHDNC25YZV2D2	1418	152	
			MacAdam 3step	SPHWAHDNC25YZV3D2			
		3500	MacAdam 2step	SPHWAHDNC25YZU2D2	1459	156	
			MacAdam 3step	SPHWAHDNC25YZU3D2			
	4000	MacAdam 2step	SPHWAHDNC25YZT2D2	1494	160		
		MacAdam 3step	SPHWAHDNC25YZT3D2				
	5000	MacAdam 3step	SPHWAHDNC25YZR3D2	1506	161		
		MacAdam 3step	SPHWAHDNC25YZQ3D2				
	6500	MacAdam 3step	SPHWAHDNC25YZP3D2	1488	159		
		MacAdam 3step	SPHWAHDNC25YZP3D2				
	90+	2700	MacAdam 2step	SPHWAHDNC27YZW2D2	1152	123	
			MacAdam 3step	SPHWAHDNC27YZW3D2			
3000		MacAdam 2step	SPHWAHDNC27YZV2D2	1206	129		
		MacAdam 3step	SPHWAHDNC27YZV3D2				
3500		MacAdam 2step	SPHWAHDNC27YZU2D2	1245	133		
		MacAdam 3step	SPHWAHDNC27YZU3D2				
4000	MacAdam 2step	SPHWAHDNC27YZT2D2	1273	136			
	MacAdam 3step	SPHWAHDNC27YZT3D2					
 LC013D Gen.2	80+	2700	MacAdam 2step	SPHWAHDND25YZW2D2	1764	142	360mA 34.6V
			MacAdam 3step	SPHWAHDND25YZW3D2			
		3000	MacAdam 2step	SPHWAHDND25YZV2D2	1857	149	
			MacAdam 3step	SPHWAHDND25YZV3D2			
		3500	MacAdam 2step	SPHWAHDND25YZU2D2	1915	154	
			MacAdam 3step	SPHWAHDND25YZU3D2			
	4000	MacAdam 2step	SPHWAHDND25YZT2D2	1950	157		
		MacAdam 3step	SPHWAHDND25YZT3D2				
	5000	MacAdam 3step	SPHWAHDND25YZR3D2	1967	158		
		MacAdam 3step	SPHWAHDND25YZQ3D2				
	6500	MacAdam 3step	SPHWAHDND25YZP3D2	1938	156		
		MacAdam 3step	SPHWAHDND25YZP3D2				
	90+	2700	MacAdam 2step	SPHWAHDND27YZW2D2	1509	121	
			MacAdam 3step	SPHWAHDND27YZW3D2			
3000		MacAdam 2step	SPHWAHDND27YZV2D2	1580	127		
		MacAdam 3step	SPHWAHDND27YZV3D2				
3500		MacAdam 2step	SPHWAHDND27YZU2D2	1635	131		
		MacAdam 3step	SPHWAHDND27YZU3D2				
4000	MacAdam 2step	SPHWAHDND27YZT2D2	1670	134			
	MacAdam 3step	SPHWAHDND27YZT3D2					
5000	MacAdam 3step	SPHWAHDND27YZR3D2	1674	134			
	MacAdam 3step	SPHWAHDND27YZR3D2					
95+	2700	MacAdam 2step	SPHWAHDND28YZW2D2	1352	109		
		MacAdam 3step	SPHWAHDND28YZW3D2				
	3000	MacAdam 2step	SPHWAHDND28YZV2D2	1424	114		
		MacAdam 3step	SPHWAHDND28YZV3D2				
	3500	MacAdam 2step	SPHWAHDND28YZU2D2	1468	118		
		MacAdam 3step	SPHWAHDND28YZU3D2				
4000	MacAdam 2step	SPHWAHDND28YZT2D2	1495	120			
	MacAdam 3step	SPHWAHDND28YZT3D2					

Chip-on-Board LEDs

Component

Product	CRI	CCT (K)	Color rank	Part Number	Ti = 85°C		IF (mA) VF (V)
					Luminous Flux Typ. (lm)	Luminous Efficacy Typ. (lm/W)	
 LC016D Gen.2	80+	2700	MacAdam 2step	SPHWAHDNE25YZW2D2	2293	147	450mA 34.6V
			MacAdam 3step	SPHWAHDNE25YZW3D2			
		3000	MacAdam 2step	SPHWAHDNE25YZV2D2	2423	156	
			MacAdam 3step	SPHWAHDNE25YZV3D2			
		3500	MacAdam 2step	SPHWAHDNE25YZU2D2	2513	161	
			MacAdam 3step	SPHWAHDNE25YZU3D2			
	4000	MacAdam 2step	SPHWAHDNE25YZT2D2	2558	164		
		MacAdam 3step	SPHWAHDNE25YZT3D2				
	5000	MacAdam 3step	SPHWAHDNE25YZR3D2	2581	166		
		MacAdam 3step	SPHWAHDNE25YZQ3D2				
	6500	MacAdam 3step	SPHWAHDNE25YZP3D2	2558	164		
		MacAdam 3step	SPHWAHDNE25YZP3D2				
	90+	2700	MacAdam 2step	SPHWAHDNE27YZW2D2	1967	126	
			MacAdam 3step	SPHWAHDNE27YZW3D2			
3000		MacAdam 2step	SPHWAHDNE27YZV2D2	2084	134		
		MacAdam 3step	SPHWAHDNE27YZV3D2				
3500		MacAdam 2step	SPHWAHDNE27YZU2D2	2146	138		
		MacAdam 3step	SPHWAHDNE27YZU3D2				
4000	MacAdam 2step	SPHWAHDNE27YZT2D2	2189	141			
	MacAdam 3step	SPHWAHDNE27YZT3D2					
5000	MacAdam 3step	SPHWAHDNE27YZR3D2	2209	142			
	MacAdam 3step	SPHWAHDNE27YZR3D2					
95+	2700	MacAdam 2step	SPHWAHDNE28YZW2D2	1758	113		
		MacAdam 3step	SPHWAHDNE28YZW3D2				
	3000	MacAdam 2step	SPHWAHDNE28YZV2D2	1857	119		
		MacAdam 3step	SPHWAHDNE28YZV3D2				
	3500	MacAdam 2step	SPHWAHDNE28YZU2D2	1927	124		
		MacAdam 3step	SPHWAHDNE28YZU3D2				
4000	MacAdam 2step	SPHWAHDNE28YZT2D2	1961	126			
	MacAdam 3step	SPHWAHDNE28YZT3D2					
 LC019D Gen.2	80+	2700	MacAdam 2step	SPHWAHDNF25YZW2D2	2728	146	540mA 34.6V
			MacAdam 3step	SPHWAHDNF25YZW3D2			
		3000	MacAdam 2step	SPHWAHDNF25YZV2D2	2877	154	
			MacAdam 3step	SPHWAHDNF25YZV3D2			
		3500	MacAdam 2step	SPHWAHDNF25YZU2D2	2965	159	
			MacAdam 3step	SPHWAHDNF25YZU3D2			
	4000	MacAdam 2step	SPHWAHDNF25YZT2D2	3026	162		
		MacAdam 3step	SPHWAHDNF25YZT3D2				
	5000	MacAdam 3step	SPHWAHDNF25YZR3D2	3059	164		
		MacAdam 3step	SPHWAHDNF25YZQ3D2				
	6500	MacAdam 3step	SPHWAHDNF25YZP3D2	3026	162		
		MacAdam 3step	SPHWAHDNF25YZP3D2				
	90+	2700	MacAdam 2step	SPHWAHDNF27YZW2D2	2336	125	
			MacAdam 3step	SPHWAHDNF27YZW3D2			
3000		MacAdam 2step	SPHWAHDNF27YZV2D2	2449	131		
		MacAdam 3step	SPHWAHDNF27YZV3D2				
3500		MacAdam 2step	SPHWAHDNF27YZU2D2	2539	136		
		MacAdam 3step	SPHWAHDNF27YZU3D2				
4000	MacAdam 2step	SPHWAHDNF27YZT2D2	2594	139			
	MacAdam 3step	SPHWAHDNF27YZT3D2					
5000	MacAdam 3step	SPHWAHDNF27YZR3D2	2596	139			
	MacAdam 3step	SPHWAHDNF27YZR3D2					
95+	2700	MacAdam 2step	SPHWAHDNF28YZW2D2	2091	112		
		MacAdam 3step	SPHWAHDNF28YZW3D2				
	3000	MacAdam 2step	SPHWAHDNF28YZV2D2	2206	118		
		MacAdam 3step	SPHWAHDNF28YZV3D2				
	3500	MacAdam 2step	SPHWAHDNF28YZU2D2	2273	122		
		MacAdam 3step	SPHWAHDNF28YZU3D2				
4000	MacAdam 2step	SPHWAHDNF28YZT2D2	2320	124			
	MacAdam 3step	SPHWAHDNF28YZT3D2					

Chip-on-Board LEDs

Component

Product	CRI	CCT (K)	Color rank	Part Number	Ti = 85°C		IF (mA) VF (V)
					Luminous Flux Typ. (lm)	Luminous Efficacy Typ. (lm/W)	
LC026D Gen.2	80+	2700	MacAdam 2step	SPHWHAHDNG25YZW2D2	3580	144	720mA 34.6V
			MacAdam 3step	SPHWHAHDNG25YZW3D2			
		3000	MacAdam 2step	SPHWHAHDNG25YZV2D2	3762	151	
			MacAdam 3step	SPHWHAHDNG25YZV3D2			
		3500	MacAdam 2step	SPHWHAHDNG25YZU2D2	3872	155	
			MacAdam 3step	SPHWHAHDNG25YZU3D2			
	4000	MacAdam 2step	SPHWHAHDNG25YZT2D2	3950	159		
		MacAdam 3step	SPHWHAHDNG25YZT3D2				
	90+	5000	MacAdam 3step	SPHWHAHDNG25YZR3D2	3983	160	
			MacAdam 3step	SPHWHAHDNG25YZQ3D2			
		6500	MacAdam 3step	SPHWHAHDNG25YZP3D2	3950	159	
			MacAdam 2step	SPHWHAHDNG27YZW2D2			
MacAdam 3step		SPHWHAHDNG27YZW3D2					
3000		MacAdam 2step	SPHWHAHDNG27YZV2D2	3223	129		
	MacAdam 3step	SPHWHAHDNG27YZV3D2					
95+	3500	MacAdam 2step	SPHWHAHDNG27YZU2D2	3319	133		
		MacAdam 3step	SPHWHAHDNG27YZU3D2				
	4000	MacAdam 2step	SPHWHAHDNG27YZT2D2	3387	136		
		MacAdam 3step	SPHWHAHDNG27YZT3D2				
	5000	MacAdam 3step	SPHWHAHDNG27YZR3D2	3416	137		
		MacAdam 2step	SPHWHAHDNG28YZW2D2			2744	110
MacAdam 3step	SPHWHAHDNG28YZW3D2						
80+	3000	MacAdam 2step	SPHWHAHDNG28YZV2D2	2884	116		
		MacAdam 3step	SPHWHAHDNG28YZV3D2				
	3500	MacAdam 2step	SPHWHAHDNG28YZU2D2	2968	119		
		MacAdam 3step	SPHWHAHDNG28YZU3D2				
	4000	MacAdam 2step	SPHWHAHDNG28YZT2D2	3028	122		
		MacAdam 3step	SPHWHAHDNG28YZT3D2				
90+	2700	MacAdam 2step	SPHWHAHDNH25YZW2D2	4418	142		
		MacAdam 3step	SPHWHAHDNH25YZW3D2				
	3000	MacAdam 2step	SPHWHAHDNH25YZV2D2	4643	149		
		MacAdam 3step	SPHWHAHDNH25YZV3D2				
	3500	MacAdam 2step	SPHWHAHDNH25YZU2D2	4779	153		
		MacAdam 3step	SPHWHAHDNH25YZU3D2				
4000	MacAdam 2step	SPHWHAHDNH25YZT2D2	4875	157			
	MacAdam 3step	SPHWHAHDNH25YZT3D2					
80+	5000	MacAdam 3step	SPHWHAHDNH25YZR3D2	4916	158		
		MacAdam 3step	SPHWHAHDNH25YZQ3D2				
	6500	MacAdam 3step	SPHWHAHDNH25YZP3D2	4875	157		
		MacAdam 2step	SPHWHAHDNH27YZW2D2			3781	121
	MacAdam 3step	SPHWHAHDNH27YZW3D2					
	90+	3000	MacAdam 2step	SPHWHAHDNH27YZV2D2	3977	128	
MacAdam 3step			SPHWHAHDNH27YZV3D2				
3500		MacAdam 2step	SPHWHAHDNH27YZU2D2	4096	132		
		MacAdam 3step	SPHWHAHDNH27YZU3D2				
4000		MacAdam 2step	SPHWHAHDNH27YZT2D2	4180	134		
		MacAdam 3step	SPHWHAHDNH27YZT3D2				
95+	5000	MacAdam 3step	SPHWHAHDNH27YZR3D2	4216	135		
		MacAdam 2step	SPHWHAHDNH28YZW2D2			3387	109
	MacAdam 3step	SPHWHAHDNH28YZW3D2					
	3000	MacAdam 2step	SPHWHAHDNH28YZV2D2	3559	114		
		MacAdam 3step	SPHWHAHDNH28YZV3D2				
	3500	MacAdam 2step	SPHWHAHDNH28YZU2D2	3664	118		
MacAdam 3step		SPHWHAHDNH28YZU3D2					
4000	MacAdam 2step	SPHWHAHDNH28YZT2D2	3737	120			
	MacAdam 3step	SPHWHAHDNH28YZT3D2					

Chip-on-Board LEDs




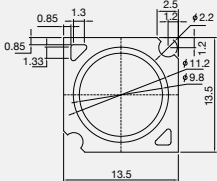
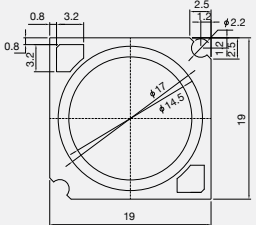
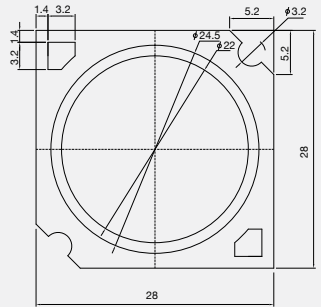
Component

Product	CRI	CCT (K)	Color rank	Part Number	Ti = 85°C		IF (mA) VF (V)
					Luminous Flux Typ. (lm)	Luminous Efficacy Typ. (lm/W)	
LC040D Gen.2	70+	3000	MacAdam 3step	SPHWHAHDNK23YZV3D2	6304	169	1080mA 34.6V
			MacAdam 3step	SPHWHAHDNK23YZT3D2			
		4000	MacAdam 3step	SPHWHAHDNK23YZR3D2	6607	177	
			MacAdam 2step	SPHWHAHDNK25YZW2D2			
		2700	MacAdam 3step	SPHWHAHDNK25YZW3D2	5837	156	
			MacAdam 2step	SPHWHAHDNK25YZV2D2			
	3000	MacAdam 3step	SPHWHAHDNK25YZV3D2	6146	164		
		MacAdam 2step	SPHWHAHDNK25YZT2D2			6175	
	4000	MacAdam 3step	SPHWHAHDNK25YZR3D2	6205	166		
		MacAdam 3step	SPHWHAHDNK25YZQ3D2			6138	
	80+	5000	MacAdam 3step	SPHWHAHDNK25YZP3D2	4755		
			MacAdam 2step	SPHWHAHDNK27YZW2D2		5024	
MacAdam 3step		SPHWHAHDNK27YZW3D2					
2700		MacAdam 2step	SPHWHAHDNK27YZV2D2	5152	138		
		MacAdam 3step	SPHWHAHDNK27YZV3D2				
3000		MacAdam 2step	SPHWHAHDNK27YZU2D2	5266	141		
	MacAdam 3step	SPHWHAHDNK27YZU3D2					
90+	4000	MacAdam 2step	SPHWHAHDNK27YZT2D2	5325	143		
		MacAdam 3step	SPHWHAHDNK27YZT3D2				
	5000	MacAdam 3step	SPHWHAHDNK27YZR3D2	9225	164		
		MacAdam 3step	SPHWHAHDNL231ZV3D2			9521	170
	3000	MacAdam 3step	SPHWHAHDNL231ZT3D2	9668	172		
		MacAdam 3step	SPHWHAHDNL231ZR3D2				
70+	2700	MacAdam 2step	SPHWHAHDNL251ZW3D2	8107	144		
		MacAdam 3step	SPHWHAHDNL251ZW2D2			8542	152
	3000	MacAdam 2step	SPHWHAHDNL251ZV3D2	8812	157		
		MacAdam 3step	SPHWHAHDNL251ZV2D2				
	3500	MacAdam 2step	SPHWHAHDNL251ZU3D2	8995	160		
		MacAdam 3step	SPHWHAHDNL251ZU2D2				
80+	4000	MacAdam 2step	SPHWHAHDNL251ZT3D2	9039	161		
		MacAdam 3step	SPHWHAHDNL251ZT2D2			9084	162
	5000	MacAdam 3step	SPHWHAHDNL251ZR3D2	8990	160		
		MacAdam 3step	SPHWHAHDNL251ZP3D2				
	6500	MacAdam 3step	SPHWHAHDNL271ZW3D2	6959	124		
		MacAdam 2step	SPHWHAHDNL271ZW2D2			7352	131
90+	3000	MacAdam 2step	SPHWHAHDNL271ZV3D2	7539	134		
		MacAdam 3step	SPHWHAHDNL271ZV2D2				
	3500	MacAdam 2step	SPHWHAHDNL271ZU3D2	7706	137		
		MacAdam 3step	SPHWHAHDNL271ZU2D2				
	4000	MacAdam 2step	SPHWHAHDNL271ZT3D2	7793	139		
		MacAdam 3step	SPHWHAHDNL271ZT2D2				
70+	5000	MacAdam 3step	SPHWHAHDNL271ZR3D2	13465	160		
		MacAdam 3step	SPHWHAHDNL271ZV3D2			13896	165
	3000	MacAdam 3step	SPHWHAHDNM231ZT3D2	14112	168		
		MacAdam 3step	SPHWHAHDNM231ZR3D2				
	4000	MacAdam 3step	SPHWHAHDNM251ZV3D2	11815	140		
		MacAdam 2step	SPHWHAHDNM251ZW3D2			12468	148
80+	2700	MacAdam 2step	SPHWHAHDNM251ZV2D2	12852	153		
		MacAdam 3step	SPHWHAHDNM251ZV3D2				
	3000	MacAdam 2step	SPHWHAHDNM251ZU3D2	13123	156		
		MacAdam 3step	SPHWHAHDNM251ZU2D2				
	3500	MacAdam 2step	SPHWHAHDNM251ZT3D2	13196	157		
		MacAdam 3step	SPHWHAHDNM251ZT2D2			13258	157
4000	MacAdam 3step	SPHWHAHDNM251ZR3D2	13121	156			
	MacAdam 3step	SPHWHAHDNM251ZP3D2					
90+	5000	MacAdam 3step	SPHWHAHDNM271ZW3D2	10157	121		
		MacAdam 2step	SPHWHAHDNM271ZW2D2			10731	127
	2700	MacAdam 2step	SPHWHAHDNM271ZV3D2	11004	131		
		MacAdam 3step	SPHWHAHDNM271ZV2D2				
	3000	MacAdam 2step	SPHWHAHDNM271ZU3D2	11247	134		
		MacAdam 3step	SPHWHAHDNM271ZU2D2				
3500	MacAdam 2step	SPHWHAHDNM271ZT3D2	11375	135			
	MacAdam 3step	SPHWHAHDNM271ZT2D2					

D Series Gen 1

Full line-up for various applications: MR/PAR, spot lights, downlights & flood lights

- Chip-on-Board (COB) solution makes it easy to design in
- Simple assembly reduces manufacturing & tooling cost
- Low thermal resistance
- Completed 6,000 hours of LM-80 testing

Ti = 85°C	LC003D Gen1	LC006D Gen1	LC009D Gen1	LC013D Gen1	LC016D Gen1	LC019D Gen1	LC026D Gen1	LC040D Gen1	LC060D Gen1	LC080D Gen1	
LES											
	34.6 V							52 V			
Typical	3.1 W (90 mA)	6.2 W (180 mA)	9.4 W (270 mA)	12.5 W (360 mA)	15.6 W (450 mA)	18.7 W (540 mA)	24.9 W (720 mA)	37.4 W (1080 mA)	56.1 W (1080 mA)	84.2 W (1620 mA)	
Max.	8.6 W (230 mA)	17.2 W (460 mA)	25.9 W (690 mA)	34.5 W (920 mA)	43.1 W (1150 mA)	51.8 W (1380 mA)	69 W (1840 mA)	103.5 W (2760 mA)	143.4 W (2760 mA)	215 W (4140 mA)	
Dimension											
Size	13.5mm x 13.5mm			19mm x 19mm			28mm x 28mm				

Product	CRI	CCT (K)	Color rank	Part Number	Ti = 85°C		IF (mA)	VF (V)	
					Luminous Flux Typ. (lm)	Luminous Efficacy Typ. (lm/W)			
80+	2700			MacAdam 2step	SPHWAHDNA25YZW2A9	413	133	90mA 34.6V	
				MacAdam 3step	SPHWAHDNA25YZW3A9				
				MacAdam 2step	SPHWAHDNA25YZW2D1	434	139		
				MacAdam 3step	SPHWAHDNA25YZW3D1				
	3000				MacAdam 2step	SPHWAHDNA25YZV2B1	435		140
					MacAdam 3step	SPHWAHDNA25YZV3B1			
					MacAdam 2step	SPHWAHDNA25YZV2D1	457		147
					MacAdam 3step	SPHWAHDNA25YZV3D1			
	3500				MacAdam 2step	SPHWAHDNA25YZU2B2	451		145
					MacAdam 3step	SPHWAHDNA25YZU3B2			
					MacAdam 2step	SPHWAHDNA25YZU2D1	474		152
					MacAdam 3step	SPHWAHDNA25YZU3D1			
4000				MacAdam 2step	SPHWAHDNA25YZT2B3	457	147		
				MacAdam 3step	SPHWAHDNA25YZT3B3				
				MacAdam 2step	SPHWAHDNA25YZT2D1	480	154		
				MacAdam 3step	SPHWAHDNA25YZT3D1				
5000				MacAdam 3step	SPHWAHDNA25YZR3B3	462	148		
				MacAdam 3step	SPHWAHDNA25YZR3D1	485	156		
5700				MacAdam 3step	SPHWAHDNA25YZQ3B3	462	148		
				MacAdam 3step	SPHWAHDNA25YZQ3D1	485	156		
6500				MacAdam 3step	SPHWAHDNA25YZP3B3	457	147		
				MacAdam 3step	SPHWAHDNA25YZP3D1	480	154		
90+	2700			MacAdam 2step	SPHWAHDNA27YZW2A3	349	112		
				MacAdam 3step	SPHWAHDNA27YZW3A3				
				MacAdam 2step	SPHWAHDNA27YZW2D1	367	118		
				MacAdam 3step	SPHWAHDNA27YZW3D1				
	3000				MacAdam 2step	SPHWAHDNA27YZV2A4	365	117	
					MacAdam 3step	SPHWAHDNA27YZV3A4			
					MacAdam 2step	SPHWAHDNA27YZV2D1	384	123	
					MacAdam 3step	SPHWAHDNA27YZV3D1			
	3500				MacAdam 2step	SPHWAHDNA27YZU2A5	377	121	
					MacAdam 3step	SPHWAHDNA27YZU3A5			
					MacAdam 2step	SPHWAHDNA27YZU2D1	396	127	
					MacAdam 3step	SPHWAHDNA27YZU3D1			
4000				MacAdam 2step	SPHWAHDNA27YZT2A6	385	124		
				MacAdam 3step	SPHWAHDNA27YZT3A6				
				MacAdam 2step	SPHWAHDNA27YZT2D1	404	130		
				MacAdam 3step	SPHWAHDNA27YZT3D1				
5000				MacAdam 3step	SPHWAHDNA27YZR3A6	387	124		
				MacAdam 3step	SPHWAHDNA27YZR3D1	407	131		



LC003D Gen.1

Chip-on-Board LEDs

Component

Product	CRI	CCT (K)	Color rank	Part Number	Ti = 85°C		IF (mA) VF (V)
					Luminous Flux Typ. (lm)	Luminous Efficacy Typ. (lm/W)	
LC006D Gen.1	80+	2700	MacAdam 2step	SPHWAHDNB25YZW2E9	832	134	180mA 34.6V
			MacAdam 3step	SPHWAHDNB25YZW3E9			
		MacAdam 2step	SPHWAHDNB25YZW2D1	874	140		
		MacAdam 3step	SPHWAHDNB25YZW3D1				
	3000	MacAdam 2step	SPHWAHDNB25YZV2F3	875	140		
		MacAdam 3step	SPHWAHDNB25YZV3F3				
		MacAdam 2step	SPHWAHDNB25YZV2D1	919	148		
		MacAdam 3step	SPHWAHDNB25YZV3D1				
	3500	MacAdam 2step	SPHWAHDNB25YZU2F5	902	145		
		MacAdam 3step	SPHWAHDNB25YZU3F5				
		MacAdam 2step	SPHWAHDNB25YZU2D1	947	152		
		MacAdam 3step	SPHWAHDNB25YZU3D1				
	4000	MacAdam 2step	SPHWAHDNB25YZT2F8	923	148		
		MacAdam 3step	SPHWAHDNB25YZT3F8				
		MacAdam 2step	SPHWAHDNB25YZT2D1	969	156		
		MacAdam 3step	SPHWAHDNB25YZT3D1				
	5000	MacAdam 3step	SPHWAHDNB25YZR3F8	928	149		
			SPHWAHDNB25YZR3D1	975	157		
	5700	MacAdam 3step	SPHWAHDNB25YZQ3F8	928	149		
			SPHWAHDNB25YZQ3D1	975	157		
6500	MacAdam 3step	SPHWAHDNB25YZP3F7	918	147			
		SPHWAHDNB25YZP3D1	964	155			
90+	2700	MacAdam 2step	SPHWAHDNB27YZW2D7	709	114		
		MacAdam 3step	SPHWAHDNB27YZW3D7				
		MacAdam 2step	SPHWAHDNB27YZW2D1	744	119		
		MacAdam 3step	SPHWAHDNB27YZW3D1				
	3000	MacAdam 2step	SPHWAHDNB27YZV2E9	743	119		
		MacAdam 3step	SPHWAHDNB27YZV3E9				
		MacAdam 2step	SPHWAHDNB27YZV2D1	780	125		
		MacAdam 3step	SPHWAHDNB27YZV3D1				
	3500	MacAdam 2step	SPHWAHDNB27YZU2E0	768	123		
		MacAdam 3step	SPHWAHDNB27YZU3E0				
		MacAdam 2step	SPHWAHDNB27YZU2D1	807	130		
		MacAdam 3step	SPHWAHDNB27YZU3D1				
	4000	MacAdam 2step	SPHWAHDNB27YZT2E4	784	126		
		MacAdam 3step	SPHWAHDNB27YZT3E4				
		MacAdam 2step	SPHWAHDNB27YZT2D1	824	132		
		MacAdam 3step	SPHWAHDNB27YZT3D1				
	5000	MacAdam 3step	SPHWAHDNB27YZR3E4	787	126		
			SPHWAHDNB27YZR3D1	827	133		



LC006D Gen.1

Chip-on-Board LEDs

Component

Product	CRI	CCT (K)	Color rank	Part Number	Ti = 85°C		IF (mA) VF (V)
					Luminous Flux Typ. (lm)	Luminous Efficacy Typ. (lm/W)	
LC009D Gen.1	80+	2700	MacAdam 2step	SPHWAHDNC25YZW2H1	1209	129	270mA 34.6V
			MacAdam 3step	SPHWAHDNC25YZW3H1			
		MacAdam 2step	SPHWAHDNC25YZW2D1	1270	136		
		MacAdam 3step	SPHWAHDNC25YZW3D1				
	3000	MacAdam 2step	SPHWAHDNC25YZV2H2	1278	137		
		MacAdam 3step	SPHWAHDNC25YZV3H2				
		MacAdam 2step	SPHWAHDNC25YZV2D1	1342	144		
		MacAdam 3step	SPHWAHDNC25YZV3D1				
	3500	MacAdam 2step	SPHWAHDNC25YZU2H2	1315	141		
		MacAdam 3step	SPHWAHDNC25YZU3H2				
		MacAdam 2step	SPHWAHDNC25YZU2D1	1381	148		
		MacAdam 3step	SPHWAHDNC25YZU3D1				
	4000	MacAdam 2step	SPHWAHDNC25YZT2H2	1347	144		
		MacAdam 3step	SPHWAHDNC25YZT3H2				
		MacAdam 2step	SPHWAHDNC25YZT2D1	1414	151		
		MacAdam 3step	SPHWAHDNC25YZT3D1				
	5000	MacAdam 3step	SPHWAHDNC25YZR3H2	1357	145		
			SPHWAHDNC25YZR3D1	1425	153		
	5700	MacAdam 3step	SPHWAHDNC25YZQ3H2	1357	145		
			SPHWAHDNC25YZQ3D1	1425	153		
6500	MacAdam 3step	SPHWAHDNC25YZP3H2	1341	144			
		SPHWAHDNC25YZP3D1	1408	151			
90+	2700	MacAdam 2step	SPHWAHDNC27YZW2G8	1038	111		
		MacAdam 3step	SPHWAHDNC27YZW3G8				
		MacAdam 2step	SPHWAHDNC27YZW2D1	1090	117		
		MacAdam 3step	SPHWAHDNC27YZW3D1				
	3000	MacAdam 2step	SPHWAHDNC27YZV2H0	1087	116		
		MacAdam 3step	SPHWAHDNC27YZV3H0				
		MacAdam 2step	SPHWAHDNC27YZV2D1	1141	122		
		MacAdam 3step	SPHWAHDNC27YZV3D1				
	3500	MacAdam 2step	SPHWAHDNC27YZU2H0	1122	120		
		MacAdam 3step	SPHWAHDNC27YZU3H0				
		MacAdam 2step	SPHWAHDNC27YZU2D1	1178	126		
		MacAdam 3step	SPHWAHDNC27YZU3D1				
	4000	MacAdam 2step	SPHWAHDNC27YZT2H0	1147	123		
		MacAdam 3step	SPHWAHDNC27YZT3H0				
		MacAdam 2step	SPHWAHDNC27YZT2D1	1204	129		
		MacAdam 3step	SPHWAHDNC27YZT3D1				
	5000	MacAdam 3step	SPHWAHDNC27YZR3H1	1152	123		
			SPHWAHDNC27YZR3D1	1210	130		



LC009D Gen.1

Chip-on-Board LEDs

Component

Product	CRI	CCT (K)	Color rank	Part Number	Ti = 85°C		IF (mA) VF (V)
					Luminous Flux Typ. (lm)	Luminous Efficacy Typ. (lm/W)	
LC013D Gen.1	80+	2700	MacAdam 2step	SPHWAHDND25YZW2H5	1589	128	360mA 34.6V
			MacAdam 3step	SPHWAHDND25YZW3H5			
		MacAdam 2step	SPHWAHDND25YZW2D1	1669	134		
		MacAdam 3step	SPHWAHDND25YZW3D1				
	3000	MacAdam 2step	SPHWAHDND25YZV2H5	1673	134		
		MacAdam 3step	SPHWAHDND25YZV3H5				
		MacAdam 2step	SPHWAHDND25YZV2D1	1757	141		
		MacAdam 3step	SPHWAHDND25YZV3D1				
	3500	MacAdam 2step	SPHWAHDND25YZU2H6	1725	138		
		MacAdam 3step	SPHWAHDND25YZU3H6				
		MacAdam 2step	SPHWAHDND25YZU2D1	1812	145		
		MacAdam 3step	SPHWAHDND25YZU3D1				
	4000	MacAdam 2step	SPHWAHDND25YZT2H6	1757	141		
		MacAdam 3step	SPHWAHDND25YZT3H6				
		MacAdam 2step	SPHWAHDND25YZT2D1	1844	148		
		MacAdam 3step	SPHWAHDND25YZT3D1				
	5000	MacAdam 3step	SPHWAHDND25YZR3H6	1772	142		
			SPHWAHDND25YZR3D1	1861	149		
	5700	MacAdam 3step	SPHWAHDND25YZQ3H6	1772	142		
			SPHWAHDND25YZQ3D1	1861	149		
6500	MacAdam 3step	SPHWAHDND25YZP3H6	1746	140			
		SPHWAHDND25YZP3D1	1834	147			
90+	2700	MacAdam 2step	SPHWAHDND27YZW2H2	1359	109		
		MacAdam 3step	SPHWAHDND27YZW3H2				
		MacAdam 2step	SPHWAHDND27YZW2D1	1427	115		
		MacAdam 3step	SPHWAHDND27YZW3D2				
	3000	MacAdam 2step	SPHWAHDND27YZV2H3	1423	114		
		MacAdam 3step	SPHWAHDND27YZV3H3				
		MacAdam 2step	SPHWAHDND27YZV2D1	1494	120		
		MacAdam 3step	SPHWAHDND27YZV3D1				
	3500	MacAdam 2step	SPHWAHDND27YZU2H4	1473	118		
		MacAdam 3step	SPHWAHDND27YZU3H4				
		MacAdam 2step	SPHWAHDND27YZU2D1	1547	124		
		MacAdam 3step	SPHWAHDND27YZU3D1				
	4000	MacAdam 2step	SPHWAHDND27YZT2H4	1505	121		
		MacAdam 3step	SPHWAHDND27YZT3H4				
		MacAdam 2step	SPHWAHDND27YZT2D1	1580	127		
		MacAdam 3step	SPHWAHDND27YZT3D1				
	5000	MacAdam 3step	SPHWAHDND27YZR3H4	1508	121		
			SPHWAHDND27YZR3D1	1584	127		

Chip-on-Board LEDs

Component

Product	CRI	CCT (K)	Color rank	Part Number	Ti = 85°C		IF (mA) VF (V)
					Luminous Flux Typ. (lm)	Luminous Efficacy Typ. (lm/W)	
LC016D Gen.1	80+	2700	MacAdam 2step	SPHWAHDNE25YZW2H9	2065	133	450mA 34.6V
			MacAdam 3step	SPHWAHDNE25YZW3H9			
		MacAdam 2step	SPHWAHDNE25YZW2D1	2169	139		
		MacAdam 3step	SPHWAHDNE25YZW3D1				
	3000	MacAdam 2step	SPHWAHDNE25YZV2J0	2182	140		
		MacAdam 3step	SPHWAHDNE25YZV3J0				
		MacAdam 2step	SPHWAHDNE25YZV2D1	2291	147		
		MacAdam 3step	SPHWAHDNE25YZV3D1				
	3500	MacAdam 2step	SPHWAHDNE25YZU2J1	2263	145		
		MacAdam 3step	SPHWAHDNE25YZU3J1				
		MacAdam 2step	SPHWAHDNE25YZU2D1	2376	153		
		MacAdam 3step	SPHWAHDNE25YZU3D1				
	4000	MacAdam 2step	SPHWAHDNE25YZT2J1	2304	148		
		MacAdam 3step	SPHWAHDNE25YZT3J1				
		MacAdam 2step	SPHWAHDNE25YZT2D1	2419	155		
		MacAdam 3step	SPHWAHDNE25YZT3D1				
	5000	MacAdam 3step	SPHWAHDNE25YZR3J2	2324	149		
			SPHWAHDNE25YZR3D1	2440	157		
	5700	MacAdam 3step	SPHWAHDNE25YZQ3J2	2324	149		
			SPHWAHDNE25YZQ3D1	2440	157		
6500	MacAdam 3step	SPHWAHDNE25YZP3J1	2304	148			
		SPHWAHDNE25YZP3D1	2419	155			
90+	2700	MacAdam 2step	SPHWAHDNE27YZW2H6	1771	114		
		MacAdam 3step	SPHWAHDNE27YZW3H6				
		MacAdam 2step	SPHWAHDNE27YZW2D1	1860	119		
		MacAdam 3step	SPHWAHDNE27YZW3D1				
	3000	MacAdam 2step	SPHWAHDNE27YZV2H7	1877	121		
		MacAdam 3step	SPHWAHDNE27YZV3H7				
		MacAdam 2step	SPHWAHDNE27YZV2D1	1970	127		
		MacAdam 3step	SPHWAHDNE27YZV3D1				
	3500	MacAdam 2step	SPHWAHDNE27YZU2H8	1932	124		
		MacAdam 3step	SPHWAHDNE27YZU3H8				
		MacAdam 2step	SPHWAHDNE27YZU2D1	2029	130		
		MacAdam 3step	SPHWAHDNE27YZU3D1				
	4000	MacAdam 2step	SPHWAHDNE27YZT2H8	1971	127		
		MacAdam 3step	SPHWAHDNE27YZT3H8				
		MacAdam 2step	SPHWAHDNE27YZT2D1	2069	133		
		MacAdam 3step	SPHWAHDNE27YZT3D1				
	5000	MacAdam 3step	SPHWAHDNE27YZR3H8	1989	128		
			SPHWAHDNE27YZR3D1	2089	134		

Chip-on-Board LEDs

Component

Product	CRI	CCT (K)	Color rank	Part Number	Ti = 85°C		IF (mA) VF (V)
					Luminous Flux Typ. (lm)	Luminous Efficacy Typ. (lm/W)	
LC019D Gen.1	80+	2700	MacAdam 2step	SPHWAHDNF25YZW2J3	2458	132	540mA 34.6V
			MacAdam 3step	SPHWAHDNF25YZW3J3			
			MacAdam 2step	SPHWAHDNF25YZW2D1			
			MacAdam 3step	SPHWAHDNF25YZW3D1			
		3000	MacAdam 2step	SPHWAHDNF25YZV24	2592	139	
			MacAdam 3step	SPHWAHDNF25YZV3J4			
			MacAdam 2step	SPHWAHDNF25YZV2D1			
			MacAdam 3step	SPHWAHDNF25YZV3D1			
	3500	MacAdam 2step	SPHWAHDNF25YZU25	2672	143		
		MacAdam 3step	SPHWAHDNF25YZU3J5				
		MacAdam 2step	SPHWAHDNF25YZU2D1				
		MacAdam 3step	SPHWAHDNF25YZU3D1				
	4000	MacAdam 2step	SPHWAHDNF25YZT25	2726	146		
		MacAdam 3step	SPHWAHDNF25YZT3J5				
		MacAdam 2step	SPHWAHDNF25YZT2D1				
		MacAdam 3step	SPHWAHDNF25YZT3D1				
	5000	MacAdam 3step	SPHWAHDNF25YZR3J6	2756	148		
			SPHWAHDNF25YZR3D1	2894	155		
	5700	MacAdam 3step	SPHWAHDNF25YZQ3J6	2756	148		
			SPHWAHDNF25YZQ3D1	2894	155		
	6500	MacAdam 3step	SPHWAHDNF25YZP3J5	2726	146		
			SPHWAHDNF25YZP3D1	2863	153		
	90+	2700	MacAdam 2step	SPHWAHDNF27YZW2H9	2104	113	
			MacAdam 3step	SPHWAHDNF27YZW3H9			
MacAdam 2step			SPHWAHDNF27YZW2D1				
MacAdam 3step			SPHWAHDNF27YZW3D1				
3000		MacAdam 2step	SPHWAHDNF27YZV2J0	2207	118		
		MacAdam 3step	SPHWAHDNF27YZV3J0				
		MacAdam 2step	SPHWAHDNF27YZV2D1				
		MacAdam 3step	SPHWAHDNF27YZV3D1				
3500		MacAdam 2step	SPHWAHDNF27YZU2J1	2287	122		
		MacAdam 3step	SPHWAHDNF27YZU3J1				
		MacAdam 2step	SPHWAHDNF27YZU2D1				
		MacAdam 3step	SPHWAHDNF27YZU3D1				
4000	MacAdam 2step	SPHWAHDNF27YZT2J2	2337	125			
	MacAdam 3step	SPHWAHDNF27YZT3J2					
	MacAdam 2step	SPHWAHDNF27YZT2D1					
	MacAdam 3step	SPHWAHDNF27YZT3D1					
5000	MacAdam 3step	SPHWAHDNG27YZR3J8	2339	125			
		SPHWAHDNG27YZR3D1	2456	131			



LC019D Gen.1

Chip-on-Board LEDs

Component

Product	CRI	CCT (K)	Color rank	Part Number	Ti = 85°C		IF (mA) VF (V)
					Luminous Flux Typ. (lm)	Luminous Efficacy Typ. (lm/W)	
LC026D Gen.1	80+	2700	MacAdam 2step	SPHWAHDNK25YZW2M7	3225	129	720mA 34.6V
			MacAdam 3step	SPHWAHDNK25YZW3M7			
			MacAdam 2step	SPHWAHDNK25YZW2D1			
			MacAdam 3step	SPHWAHDNK25YZW3D1			
		3000	MacAdam 2step	SPHWAHDNK25YZV2M9	3389	136	
			MacAdam 3step	SPHWAHDNK25YZV3M9			
			MacAdam 2step	SPHWAHDNK25YZV2D1			
			MacAdam 3step	SPHWAHDNK25YZV3D1			
	3500	MacAdam 2step	SPHWAHDNK25YZU2N1	3488	140		
		MacAdam 3step	SPHWAHDNK25YZU3N1				
		MacAdam 2step	SPHWAHDNK25YZU2D1				
		MacAdam 3step	SPHWAHDNK25YZU3D1				
	4000	MacAdam 2step	SPHWAHDNK25YZT2N2	3558	143		
		MacAdam 3step	SPHWAHDNK25YZT3N2				
		MacAdam 2step	SPHWAHDNK25YZT2D1				
		MacAdam 3step	SPHWAHDNK25YZT3D1				
	5000	MacAdam 3step	SPHWAHDNK25YZR3N2	3588	144		
			SPHWAHDNK25YZR3D1	3767	151		
	5700	MacAdam 3step	SPHWAHDNK25YZQ3N3	3588	144		
			SPHWAHDNK25YZQ3D1	3767	151		
	6500	MacAdam 3step	SPHWAHDNK25YZP3N2	3558	143		
			SPHWAHDNK25YZP3D1	3736	150		
	90+	2700	MacAdam 2step	SPHWAHDNK27YZW2M0	2760	111	
			MacAdam 3step	SPHWAHDNK27YZW3M0			
MacAdam 2step			SPHWAHDNK27YZW2D1				
MacAdam 3step			SPHWAHDNK27YZW3D1				
3000		MacAdam 2step	SPHWAHDNK27YZV2M2	2903	117		
		MacAdam 3step	SPHWAHDNK27YZV3M2				
		MacAdam 2step	SPHWAHDNK27YZV2D1				
		MacAdam 3step	SPHWAHDNK27YZV3D1				
3500		MacAdam 2step	SPHWAHDNK27YZU2M4	2990	120		
		MacAdam 3step	SPHWAHDNK27YZU3M4				
		MacAdam 2step	SPHWAHDNK27YZU2D1				
		MacAdam 3step	SPHWAHDNK27YZU3D1				
4000	MacAdam 2step	SPHWAHDNK27YZT2M5	3051	122			
	MacAdam 3step	SPHWAHDNK27YZT3M5					
	MacAdam 2step	SPHWAHDNK27YZT2D1					
	MacAdam 3step	SPHWAHDNK27YZT3D1					
5000	MacAdam 3step	SPHWAHDNK27YZR3M5	3077	124			
		SPHWAHDNK27YZR3D1	3231	130			



LC026D Gen.1

Chip-on-Board LEDs

Component

Product	CRI	CCT (K)	Color rank	Part Number	Ti = 85°C		IF (mA) VF (V)
					Luminous Flux Typ. (lm)	Luminous Efficacy Typ. (lm/W)	
LC040D Gen.1	80+	2700	MacAdam 2step	SPHWAHDNG25YZW2K0	4996	134	1080mA 34.6V
			MacAdam 3step	SPHWAHDNG25YZW3K0			
		MacAdam 2step	SPHWAHDNG25YZW2D1	5246	140		
		MacAdam 3step	SPHWAHDNG25YZW3D1				
	3000	MacAdam 2step	SPHWAHDNG25YZV2K2	5257	141		
		MacAdam 3step	SPHWAHDNG25YZV3K2				
		MacAdam 2step	SPHWAHDNG25YZV2D1	5520	148		
		MacAdam 3step	SPHWAHDNG25YZV3D1				
	3500	MacAdam 2step	SPHWAHDNG25YZU2K3	5418	145		
		MacAdam 3step	SPHWAHDNG25YZU3K3				
		MacAdam 2step	SPHWAHDNG25YZU2D1	5689	152		
		MacAdam 3step	SPHWAHDNG25YZU3D1				
	4000	MacAdam 2step	SPHWAHDNG25YZT2K3	5535	148		
		MacAdam 3step	SPHWAHDNG25YZT3K3				
		MacAdam 2step	SPHWAHDNG25YZT2D1	5812	156		
		MacAdam 3step	SPHWAHDNG25YZT3D1				
	5000	MacAdam 3step	SPHWAHDNG25YZR3K4	5561	149		
			SPHWAHDNG25YZR3D1	5839	156		
		MacAdam 3step	SPHWAHDNG25YZQ3K4	5588	150		
			SPHWAHDNG25YZQ3D1	5868	157		
	6500	MacAdam 3step	SPHWAHDNG25YZP3K3	5528	148		
			SPHWAHDNG25YZP3D1	5804	155		
		2700	MacAdam 2step	SPHWAHDNG27YZW2J6	4283	115	
			MacAdam 3step	SPHWAHDNG27YZW3J6			
	3000	MacAdam 2step	SPHWAHDNG27YZW2D1	4497	120		
		MacAdam 3step	SPHWAHDNG27YZW3D1				
		MacAdam 2step	SPHWAHDNG27YZV2J7	4525	121		
		MacAdam 3step	SPHWAHDNG27YZV3J7				
3500	MacAdam 2step	SPHWAHDNG27YZV2D1	4751	127			
	MacAdam 3step	SPHWAHDNG27YZV3D1					
	MacAdam 2step	SPHWAHDNG27YZU2J8	4640	124			
	MacAdam 3step	SPHWAHDNG27YZU3J8					
4000	MacAdam 2step	SPHWAHDNG27YZU2D1	4872	130			
	MacAdam 3step	SPHWAHDNG27YZU3D1					
	MacAdam 2step	SPHWAHDNG27YZT2J8	4742	127			
	MacAdam 3step	SPHWAHDNG27YZT3J8					
5000	MacAdam 2step	SPHWAHDNG27YZT2D1	4979	133			
	MacAdam 3step	SPHWAHDNG27YZT3D1					
	MacAdam 2step	SPHWAHDNG27YZR3J8	4796	128			
	MacAdam 3step	SPHWAHDNG27YZR3D1			5036	135	



LC040D Gen.1

Chip-on-Board LEDs

Component

Product	CRI	CCT (K)	Color rank	Part Number	Ti = 85°C		IF (mA) VF (V)
					Luminous Flux Typ. (lm)	Luminous Efficacy Typ. (lm/W)	
LC060D Gen.1	70+	3000	MacAdam 3step	SPHWAHDNL231ZV3Q8	8284	148	1080mA 52V
			MacAdam 3step	SPHWAHDNL231ZT3R1			
		MacAdam 3step	SPHWAHDNL231ZR3R2	8683	155		
		MacAdam 2step	SPHWAHDNL251ZW2P9				
	80+	2700	MacAdam 3step	SPHWAHDNL251ZW3P9	7277	130	
			MacAdam 2step	SPHWAHDNL251ZV2Q3			
		3000	MacAdam 3step	SPHWAHDNL251ZV3Q3	7667	137	
			MacAdam 2step	SPHWAHDNL251ZU2Q5			
	80+	3500	MacAdam 3step	SPHWAHDNL251ZU3Q5	7904	141	
			MacAdam 2step	SPHWAHDNL251ZT2Q6			
		4000	MacAdam 3step	SPHWAHDNL251ZT3Q6	8075	144	
			MacAdam 3step	SPHWAHDNL251ZR3Q7			
	70+	5000	MacAdam 3step	SPHWAHDNL251ZQ3Q7	8113	144	
			MacAdam 3step	SPHWAHDNL251ZQ3Q7			
		3000	MacAdam 3step	SPHWAHDNL271ZP3Q6	8066	144	
			MacAdam 3step	SPHWAHDNM231ZV3U5			
80+	4000	MacAdam 3step	SPHWAHDNM231ZT3U9	12084	143		
		MacAdam 3step	SPHWAHDNM231ZR3V0				
	5000	MacAdam 3step	SPHWAHDNM231ZV3U5	12483	148		
		MacAdam 3step	SPHWAHDNM231ZR3V0				
LC080D Gen.1	70+	2700	MacAdam 2step	SPHWAHDNM251ZW2T1	10612	126	1620mA 52V
			MacAdam 3step	SPHWAHDNM251ZW3T1			
		3000	MacAdam 2step	SPHWAHDNM251ZV2T6	11201	133	
			MacAdam 3step	SPHWAHDNM251ZV3T6			
	80+	3500	MacAdam 2step	SPHWAHDNM251ZU2T9	11533	137	
			MacAdam 3step	SPHWAHDNM251ZU3T9			
		4000	MacAdam 2step	SPHWAHDNM251ZT2U2	11780	140	
			MacAdam 3step	SPHWAHDNM251ZT3U2			
	80+	5000	MacAdam 3step	SPHWAHDNM251ZR3U2	11847	141	
			MacAdam 3step	SPHWAHDNM251ZQ3V0			
		5700	MacAdam 3step	SPHWAHDNM251ZQ3V0	11904	141	
			MacAdam 3step	SPHWAHDNM251ZP3V5			

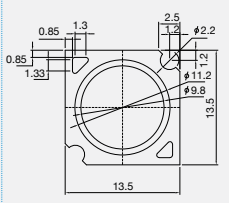
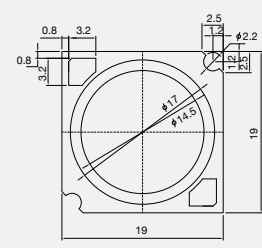
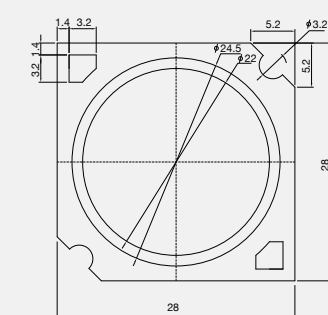








LC080D Gen.1

D Series High CRI

Full line-up for various applications: Ultra High CRI for Spot & down light

- Ultra High CRI (Ra 95+) : Typ. R9 > 95
- Excellent color index distribution

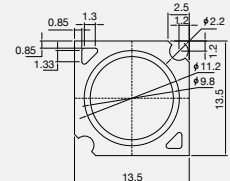
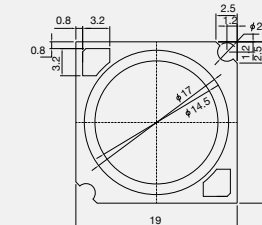
Ti = 85°C	LC013D Gen2	LC016D Gen2	LC019D Gen2	LC026D Gen2	LC033D Gen2	LC040D Gen2
LES	9.8mm	14.5mm				22 mm
Typical	34.6 V					
	12.5W (360mA)	15.6W (450mA)	18.7W (540mA)	24.9W (720mA)	31.1W (900mA)	37.4W (1080mA)
Max.	34.5W (920mA)	43.1W (1150mA)	51.8W (1380mA)	69.0W (1840mA)	86.2W (2300mA)	103.5W (2760mA)
Dimension						
Size	13.5mm x 13.5mm	19mm x 19mm				28mm x 28mm






Product	CRI	CCT (K)	Color rank	Part Number	Ti = 85°C		IF (mA) VF (V)
					Luminous Flux Typ. (lm)	Luminous Efficacy Typ. (lm/W)	
 LC013D Gen.2	95+	2700	MacAdam 2step	SPHWAHDND28YZW2D2	1352	109	360mA 34.6V
			MacAdam 3step	SPHWAHDND28YZW3D2			
		3000	MacAdam 2step	SPHWAHDND28YZV2D2	1424	114	
			MacAdam 3step	SPHWAHDND28YZV3D2			
		3500	MacAdam 2step	SPHWAHDND28YZU2D2	1468	118	
			MacAdam 3step	SPHWAHDND28YZU3D2			
4000	MacAdam 2step	SPHWAHDND28YZT2D2	1495	120			
	MacAdam 3step	SPHWAHDND28YZT3D2					
 LC016D Gen.2	95+	2700	MacAdam 2step	SPHWAHDNE28YZW2D2	1758	113	450mA 34.6V
			MacAdam 3step	SPHWAHDNE28YZW3D2			
		3000	MacAdam 2step	SPHWAHDNE28YZV2D2	1857	119	
			MacAdam 3step	SPHWAHDNE28YZV3D2			
		3500	MacAdam 2step	SPHWAHDNE28YZU2D2	1927	124	
			MacAdam 3step	SPHWAHDNE28YZU3D2			
4000	MacAdam 2step	SPHWAHDNE28YZT2D2	1961	126			
	MacAdam 3step	SPHWAHDNE28YZT3D2					
 LC019D Gen.2	95+	2700	MacAdam 2step	SPHWAHDNF28YZW2D2	2091	112	540mA 34.6V
			MacAdam 3step	SPHWAHDNF28YZW3D2			
		3000	MacAdam 2step	SPHWAHDNF28YZV2D2	2206	118	
			MacAdam 3step	SPHWAHDNF28YZV3D2			
		3500	MacAdam 2step	SPHWAHDNF28YZU2D2	2273	122	
			MacAdam 3step	SPHWAHDNF28YZU3D2			
4000	MacAdam 2step	SPHWAHDNF28YZT2D2	2320	124			
	MacAdam 3step	SPHWAHDNF28YZT3D2					
 LC026D Gen.2	95+	2700	MacAdam 2step	SPHWAHDNG28YZW2D2	2744	110	720mA 34.6V
			MacAdam 3step	SPHWAHDNG28YZW3D2			
		3000	MacAdam 2step	SPHWAHDNG28YZV2D2	2884	116	
			MacAdam 3step	SPHWAHDNG28YZV3D2			
		3500	MacAdam 2step	SPHWAHDNG28YZU2D2	2968	119	
			MacAdam 3step	SPHWAHDNG28YZU3D2			
4000	MacAdam 2step	SPHWAHDNG28YZT2D2	3028	122			
	MacAdam 3step	SPHWAHDNG28YZT3D2					
 LC033D Gen.2	95+	2700	MacAdam 2step	SPHWAHDNH28YZW2D2	3387	109	900mA 34.6V
			MacAdam 3step	SPHWAHDNH28YZW3D2			
		3000	MacAdam 2step	SPHWAHDNH28YZV2D2	3559	114	
			MacAdam 3step	SPHWAHDNH28YZV3D2			
		3500	MacAdam 2step	SPHWAHDNH28YZU2D2	3664	118	
			MacAdam 3step	SPHWAHDNH28YZU3D2			
4000	MacAdam 2step	SPHWAHDNH28YZT2D2	3737	120			
	MacAdam 3step	SPHWAHDNH28YZT3D2					
 LC040D Gen.2	95+	2700	MacAdam 2step	SPHWAHDNK28YZW2D2	4253	114	1080mA 34.6V
			MacAdam 3step	SPHWAHDNK28YZW3D2			
		3000	MacAdam 2step	SPHWAHDNK28YZV2D2	4475	120	
			MacAdam 3step	SPHWAHDNK28YZV3D2			
		3500	MacAdam 2step	SPHWAHDNK28YZU2D2	4612	123	
			MacAdam 3step	SPHWAHDNK28YZU3D2			
4000	MacAdam 2step	SPHWAHDNK28YZT2D2	4711	126			
	MacAdam 3step	SPHWAHDNK28YZT3D2					

D Series Vivid color


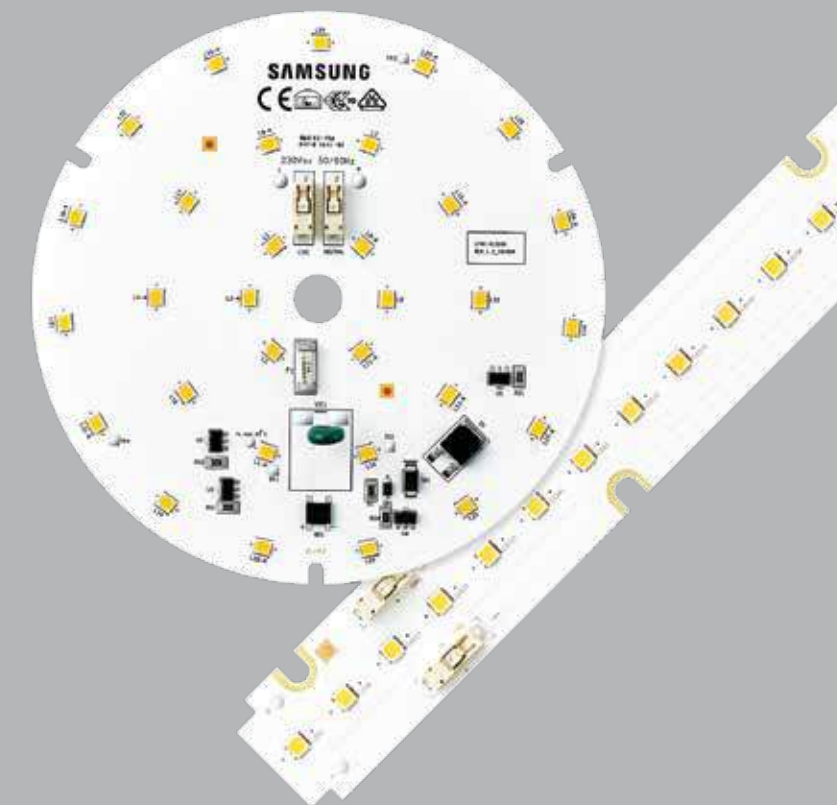
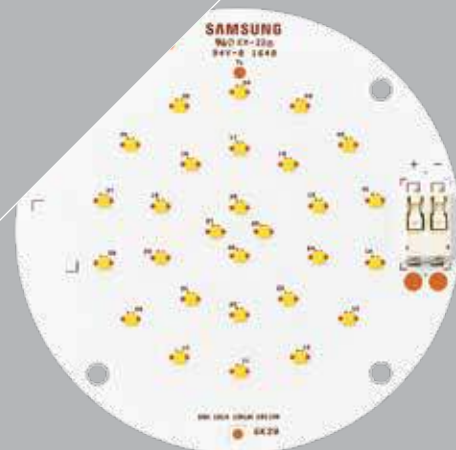
Much more vivid colors for displaying & Attractive object appearance for human eye perception

- Vivid white without yellowish tint
- Attractive color for human eye perception
- The chromaticity of vivid color COB - below B.B.L

Ti = 85°C	LC013D Gen2	LC016D Gen2	LC019D Gen2	LC026D Gen2	LC033D Gen2
LES	9.8mm	14.5mm			
Typical	34.6 V				
	12.5W (360mA)	15.6W (450mA)	18.7W (540mA)	24.9W (720mA)	31.1W (900mA)
Max.	34.5W (920mA)	43.1W (1150mA)	51.8W (1380mA)	69.0W (1840mA)	86.2W (2300mA)
Dimension					
Size	13.5mm x 13.5mm	19mm x 19mm			

Product	CRI	CCT (K)	Color rank	Part Number	Ti = 85°C		IF (mA) VF (V)
					Luminous Flux Typ. (lm)	Luminous Efficacy Typ. (lm/W)	
 LC013D Gen.2	Vivid	3000 (Below BBL)	MacAdam 3step	SPHWAHDND2VYZVVD2	1334	107	360mA 34.6V
		3300 (Below BBL)	MacAdam 3step	SPHWAHDND2VYZAVD2	1394	112	
		3500 (Below BBL)	MacAdam 3step	SPHWAHDND2VYZUVD2	1433	115	
		4000 (Below BBL)	MacAdam 3step	SPHWAHDND2VYZTVD2	1533	123	
 LC016D Gen.2	Vivid	3000 (Below BBL)	MacAdam 3step	SPHWAHDNE2VYZVVD2	1745	112	450mA 34.6V
		3300 (Below BBL)	MacAdam 3step	SPHWAHDNE2VYZAVD2	1823	117	
		3500 (Below BBL)	MacAdam 3step	SPHWAHDNE2VYZUVD2	1875	120	
 LC019D Gen.2	Vivid	3000 (Below BBL)	MacAdam 3step	SPHWAHDNF2VYZVVD2	2068	111	540mA 34.6V
		3300 (Below BBL)	MacAdam 3step	SPHWAHDNF2VYZAVD2	2160	116	
		3500 (Below BBL)	MacAdam 3step	SPHWAHDNF2VYZUVD2	2222	119	
		4000 (Below BBL)	MacAdam 3step	SPHWAHDNF2VYZTVD2	2376	127	
 LC026D Gen.2	Vivid	3000 (Below BBL)	MacAdam 3step	SPHWAHDNG2VYZVVD2	2706	109	720mA 34.6V
		3300 (Below BBL)	MacAdam 3step	SPHWAHDNG2VYZAVD2	2827	113	
		3500 (Below BBL)	MacAdam 3step	SPHWAHDNG2VYZUVD2	2907	117	
 LC033D Gen.2	Vivid	3000 (Below BBL)	MacAdam 3step	SPHWAHDNH2VYZVVD2	3339	107	900mA 34.6V
		3300 (Below BBL)	MacAdam 3step	SPHWAHDNH2VYZAVD2	3488	112	
		3500 (Below BBL)	MacAdam 3step	SPHWAHDNH2VYZUVD2	3588	115	
		4000 (Below BBL)	MacAdam 3step	SPHWAHDNH2VYZTVD2	3836	123	

Module



Indoor Linear Light

Industrial Light

Indoor Area Light

Down & Spot Light






Outdoor Light





With its modular construction, easy to use connections and best color consistency, Samsung's linear module line-ups are well-suited for various designs of luminaires.

- Tight color binning for best color consistency and high uniformity
- Modular design flexibility makes a wide variety of luminaire designs possible
- Peace of mind with Samsung-backed quality and performance

Product	Key Features	Efficacy (lm/W)	Lifespan
 Q-series	<ul style="list-style-type: none"> • Highest performance • 208lm/W [4000K, CRI 80+, Tp 40°C] 	●●●●●	●●●●●
 H-series Gen3	<ul style="list-style-type: none"> • High performance • 187lm/W [4000K, CRI 80+, Tp 40°C] 	●●●●○	●●●●●
 M-series Gen2	<ul style="list-style-type: none"> • Platform & Flexible design choices • High efficacy up to 158lm/W @4000K 	●●●○○	●●●●●
 S-series	<ul style="list-style-type: none"> • High voltage solution • 170lm/W [4000K, CRI 80+, Tp 50°C] 	●●●○○	●●●●●
 V-series	<ul style="list-style-type: none"> • Low-end solution • US version up to 146lm/W, EU version 157lm/W 	●●○○○	●●●●○

Q-series



Product	Luminous Flux (lm)	Power Consumption (W)	Input Voltage (V)	IF (mA)	Imax (mA)	Efficacy (lm/W)	CRI	CCT (K)	Beam Angle (°)	Size (mm)	Temperature Range (°C)	Life time (hrs)	Certification	Part Number
LT-QB22A	3680	19.7	43.8	450	900	187	80+	3000	115	1120x18x5.2	-20~+50	50,000	UL, cUL	SI-B8V201B20US
	3900					198		3500						SI-B8U201B20US
	4000					203		4000						SI-B8T201B20US
	4100					208		5000						SI-B8R201B20US
LT-Q562A	1840	9.9	21.9	450	900	187	80+	3000	115	560x18x5.8	-20~+50	50,000	UL, cUL	SI-B8V101560US
	1950					198		3500						SI-B8U101560US
	2000					203		4000						SI-B8T101560US
	2050					208		5000						SI-B8R101560US
	920					187		3000						SI-B8V051280US
LT-Q282A	975	4.9	10.9	450	900	198	80+	3500	115	275x18x5.8	-20~+50	50,000	UL, cUL	SI-B8U051280US
	1000					203		4000						SI-B8T051280US
	1025					208		5000						SI-B8R051280US



Product	Luminous Flux (lm)	Power Consumption (W)	Input Voltage (V)	IF (mA)	Imax (mA)	Efficacy (lm/W)	CRI	CCT (K)	Beam Angle (°)	Size (mm)	Temperature Range (°C)	Life time (hrs)	Certification	Part Number
LT-Q562B	1840	9.9	54.8	180	360	187	80+	3000	115	560x24x5.2	-20~+50	50000	CE, ENEC	SI-B8V103560EU
	2000					203		4000						SI-B8T103560EU
	2000					203		6500						SI-B8P103560EU
LT-Q282B	920	4.9	27.4	180	360	187	80+	3000	115	280x24x5.2	-20~+50	50000	CE, ENEC	SI-B8V053280EU
	1000					203		4000						SI-B8T053280EU
	1000					203		6500						SI-B8P053280EU

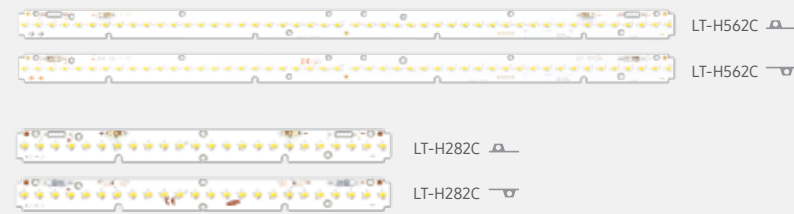
Module

Module

H-series Gen3



Product	Luminous Flux (lm)	Power Consumption (W)	Input Voltage (V)	IF (mA)	Imax (mA)	Efficacy (lm/W)	CRI	CCT (K)	Beam Angle (°)	Size (mm)	Temperature Range (°C)	Life time (hrs)	Certification	Part Number
LT-HB22D	3870	21.6	22.5	960	2400	179	80+	3000	115	1120x18x5.8	-20~+50	50000	UL, cUL	SI-B8V221B2HUS
	3925					182		3500						SI-B8U221B2HUS
	4040					187		4000						SI-B8T221B2HUS
	4040					187		5000						SI-B8R221B2HUS
LT-H562D	1935	10.8	22.5	480	1200	179	80+	3000	115	560x18x5.8	-20~+50	50000	UL, cUL	SI-B8V11156HUS
	1965					182		3500						SI-B8U11156HUS
	2020					187		4000						SI-B8T11156HUS
	2020					187		5000						SI-B8R11156HUS
LT-H282D	970	5.4	22.5	240	600	180	80+	3000	115	275x18x5.8	-20~+50	50000	UL, cUL	SI-B8V05128HUS
	980					181		3500						SI-B8U05128HUS
	1010					187		4000						SI-B8T05128HUS
	1010					187		5000						SI-B8R05128HUS



Product	Luminous Flux (lm)	Power Consumption (W)	Input Voltage (V)	IF (mA)	Imax (mA)	Efficacy (lm/W)	CRI	CCT (K)	Beam Angle (°)	Size (mm)	Temperature Range (°C)	Life time (hrs)	Certification	Part Number
LT-H562C	1935	10.8	45.0	240	600	179	80+	3000	115	559.7x23.8x 5.2	-20~+50	50000	CE, ENEC	SI-B8V11156HEU
	2020					187		4000						SI-B8T11156HEU
	2020					187		5000						SI-B8R11156HEU
	2020					187		6500						SI-B8P11156HEU
LT-H282C	970	5.4	22.5	240	600	180	80+	3000	115	279.7x23.8x 5.2	-20~+50	50000	CE, ENEC	SI-B8V05128HEU
	1010					181		3500						SI-B8U05128HEU
	1010					187		4000						SI-B8T05128HEU
	1010					187		6500						SI-B8P05128HEU

* Front wiring connector, Rear wiring connector

M-series Gen2



Product	Luminous Flux (lm)	Power Consumption (W)	Input Voltage (V)	IF (mA)	Imax (mA)	Efficacy (lm/W)	CRI	CCT (K)	Beam Angle (°)	Size (mm)	Temperature Range (°C)	Life time (hrs)	Certification	Part Number
LT-MB22A	3160	22.3	24.8	900	1080	142	80+	3000	115	1120x18x5.2	-20~+50	50000	UL, cUL	SI-B8V221B20WW
	3210					144		3500						SI-B8U221B20WW
	3300					148		4000						SI-B8T221B20WW
	3300					148		5000						SI-B8R221B20WW
LT-MB22B	4210	29.8	24.8	1200	1440	141	80+	3000	115	1120x18x5.2	-20~+50	50000	UL, cUL	SI-B8V301B20WW
	4280					144		3500						SI-B8U301B20WW
	4400					148		4000						SI-B8T301B20WW
	4400					148		5000						SI-B8R301B20WW
LT-MB22C	5070	33.6	24.0	1400	2160	151	80+	3000	115	1120x18x5.2	-20~+50	50000	UL, cUL	SI-B8V341B20WW
	5150					153		3500						SI-B8U341B20WW
	5310					158		4000						SI-B8T341B20WW
	5310					158		5000						SI-B8R341B20WW



Product	Luminous Flux (lm)	Power Consumption (W)	Input Voltage (V)	IF (mA)	Imax (mA)	Efficacy (lm/W)	CRI	CCT (K)	Beam Angle (°)	Size (mm)	Temperature Range (°C)	Life time (hrs)	Certification	Part Number
LT-M562A Gen2	1580	11.2	24.8	450	540	141	80+	3000	115	560x18x5.8	-20~+50	50000	CE, UL, cUL	SI-B8V113560WW
	1605					144		3500						SI-B8U113560WW
	1650					148		4000						SI-B8T113560WW
	1650					148		5000						SI-B8R113560WW
LT-M562B Gen2	2105	14.9	24.8	600	720	141	80+	3000	115	560x18x5.8	-20~+50	50000	CE, UL, cUL	SI-B8V152560WW
	2140					144		3500						SI-B8U152560WW
	2200					148		4000						SI-B8T152560WW
	2200					148		5000						SI-B8R152560WW
LT-M562C Gen2	2535	16.8	24.0	700	1080	151	80+	3000	115	560x18x5.8	-20~+50	50000	CE, UL, cUL	SI-B8V172560WW
	2575					153		3500						SI-B8U172560WW
	2655					158		4000						SI-B8T172560WW
	2655					158		5000						SI-B8R172560WW

Indoor Linear Light

 LT-M282A_G2

 LT-M282B_G2

 LT-M282C_G2

Product	Luminous Flux (lm)	Power Consumption (W)	Input Voltage (V)	IF (mA)	Imax (mA)	Efficacy (lm/W)	CRI Min.	CCT (K)	Beam Angle (°)	Size (mm)	Temperature Range (°C)	Life time (hrs)	Certification	Part Number
LT-M282A Gen2	790	5.6	12.4	450	540	142	80+	3000	115	275x18x5.8	-20~+50	50000	CE UL, cUL	SI-B8V052280WW
	800					143		3500						SI-B8U052280WW
	825					148		4000						SI-B8T052280WW
	825					148		5000						SI-B8R052280WW
LT-M282B Gen2	1050	7.4	24.8	300	360	142	80+	3000	115	275x18x5.8	-20~+50	50000	CE UL, cUL	SI-B8V072280WW
	1070					144		3500						SI-B8U072280WW
	1100					148		4000						SI-B8T072280WW
	1100					148		5000						SI-B8R072280WW
LT-M282C Gen2	1580	11.2	24.8	450	540	142	80+	3000	115	275x18x5.8	-20~+50	50000	CE UL, cUL	SI-B8V114280WW
	1605					144		3500						SI-B8U114280WW
	1650					148		4000						SI-B8T114280WW
	1650					148		5000						SI-B8R114280WW

 LT-M562F

 LT-M562G

 LT-M562H

Product	Luminous Flux (lm)	Power Consumption (W)	Input Voltage (V)	IF (mA)	Imax (mA)	Efficacy (lm/W)	CRI Min.	CCT (K)	Beam Angle (°)	Size (mm)	Temperature Range (°C)	Life time (hrs)	Certification	Part Number
LT-M562F	1205	11.2	24.8	450	540	108	90+	2700	115	560x18x5.8	-20~+50	50000	UL, cUL	SI-B9W111560WW
	1225					110		3000						SI-B9V111560WW
	1250					112		3500						SI-B9U111560WW
	1300					116		4000						SI-B9T111560WW
LT-M562G	1605	14.9	24.8	600	720	108	90+	2700	115	560x18x5.8	-20~+50	50000	UL, cUL	SI-B9W151560WW
	1635					110		3000						SI-B9V151560WW
	1670					112		3500						SI-B9U151560WW
	1730					116		4000						SI-B9T151560WW
LT-M562H	1935	16.8	24.0	700	1080	115	90+	2700	115	560x18x5.8	-20~+50	50000	UL, cUL	SI-B9W171560WW
	1970					117		3000						SI-B9V171560WW
	2010					120		3500						SI-B9U171560WW
	2085					124		4000						SI-B9T171560WW

Indoor Linear Light

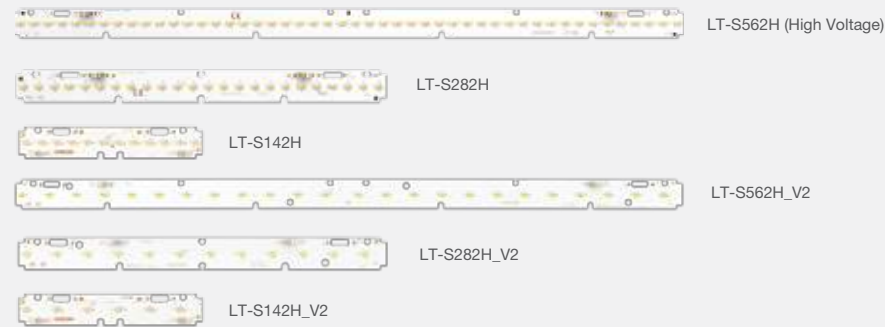
 LT-M272F

 LT-M272G

 LT-M272H

Product	Luminous Flux (lm)	Power Consumption (W)	Input Voltage (V)	IF (mA)	Imax (mA)	Efficacy (lm/W)	CRI Min.	CCT (K)	Beam Angle (°)	Size (mm)	Temperature Range (°C)	Life time (hrs)	Certification	Part Number
LT-M272F	600	5.6	12.4	450	540	108	90+	2700	115	275x18x5.8	-20~+50	50000	UL, cUL	SI-B9W051280WW
	615					110		3000						SI-B9V051280WW
	625					112		3500						SI-B9U051280WW
	650					116		4000						SI-B9T051280WW
	800					108		2700						SI-B9W071280WW
LT-M272G	820	7.4	24.8	300	360	110	90+	3000	115	275x18x5.8	-20~+50	50000	UL, cUL	SI-B9V071280WW
	835					112		3500						SI-B9U071280WW
	865					116		4000						SI-B9T071280WW
	1205					108		2700						SI-B9W113280WW
	1225					110		3000						SI-B9V113280WW
LT-M272H	1250	11.2	24.8	450	540	112	90+	3500	115	275x18x5.8	-20~+50	50000	UL, cUL	SI-B9U113280WW
	1250					112		3500						SI-B9U113280WW
	1300					116		4000						SI-B9T113280WW

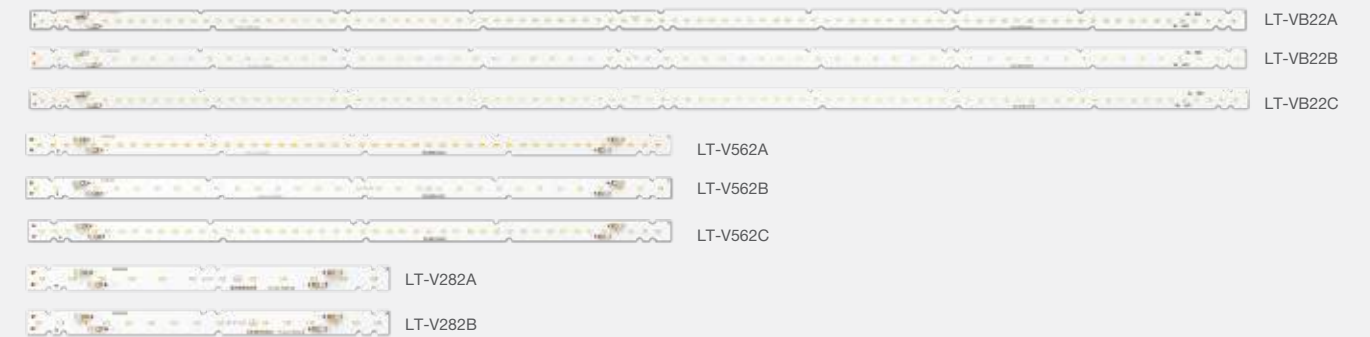
S-series



Product	Luminous Flux (lm)	Power Consumption (W)	Input Voltage (V)	IF (mA)	Imax (mA)	Efficacy (lm/W)	CRI	CCT (K)	Beam Angle (°)	Size (mm)	Temperature Range (°C)	Life time (hrs)	Certification	Part Number
LT-S562H	2155	13.2	46.9	280	540	170	80+	4000	115	559.7×23.8×5.2 559.7×23.8×7.4	-20~+50	50000	CE, ENEC	SI-B8V13156SEU
	SI-B8V13256SEU													
	SI-B8T13156SEU													
LT-S282H	1070	6.6	23.4	280	540	170	80+	4000	115	279.7×23.8×5.2 279.7×23.8×7.4	-20~+50	50000	CE, ENEC	SI-B8V07128VEU
	SI-B8V07228VEU													
	SI-B8T07128VEU													
LT-S142H	535	3.3	11.7	280	540	170	80+	4000	115	139.8×23.8×5.2 139.8×23.8×7.4	-20~+50	50000	CE, ENEC	SI-B8V03114SEU
	SI-B8V03214SEU													
	SI-B8T03114SEU													
LT-S562H_V2	1070	6.6	23.4	280	540	170	80+	4000	115	559.7×23.8×5.2	-20~+50	50000	CE, ENEC	SI-B8V07156SEU
	SI-B8T07156SEU													
	SI-B8P07156SEU													
LT-S282H_V2	530	3.3	11.7	280	540	170	80+	4000	115	279.7×23.8×5.2	-20~+50	50000	CE, ENEC	SI-B8V03128SEU
	SI-B8T03128SEU													
	SI-B8P03128SEU													
LT-S142H_V2	270	1.6	5.9	280	540	171	80+	4000	115	139.8×23.8×5.2	-20~+50	50000	CE, ENEC	SI-B8V02114SEU
	SI-B8T02114SEU													
	SI-B8P02114SEU													

* Front wiring connector, Rear wiring connector

V-series








Product	Luminous Flux (lm)	Power Consumption (W)	Input Voltage (V)	IF (mA)	Imax (mA)	Efficacy (lm/W)	CRI	CCT (K)	Beam Angle (°)	Size (mm)	Temperature Range (°C)	Life time (hrs)	Certification	Part Number
LT-VB22A	2696	21.2	25.2	840	1080	127	80+	3000	115	1120x18x5.5	-20~+50	50000	UL, cUL	SI-B8V221B2CUS
	2800													SI-B8U221B2CUS
	2904													SI-B8T221B2CUS
	2904													SI-B8R221B2CUS
LT-VB22B	4090	32.0	25.4	1260	1440	128	80+	3000	115	1120x18x5.5	-20~+50	50000	UL, cUL	SI-B8V301B2CUS
	4218													SI-B8U301B2CUS
	4314													SI-B8T301B2CUS
	4314													SI-B8R301B2CUS
LT-VB22C	4540	33.6	48.0	700	1080	135	80+	3000	115	1120x18x5.5	-20~+50	50000	UL, cUL	SI-B8V341B2CUS
	4738													SI-B8U341B2CUS
	4920													SI-B8T341B2CUS
	4920													SI-B8R341B2CUS
LT-V562A	1348	10.6	25.2	420	540	127	80+	3000	115	560x18x5.5	-20~+50	50000	UL, cUL	SI-B8V11156CWW
	1400													SI-B8U11156CWW
	1452													SI-B8T11156CWW
	1452													SI-B8R11156CWW
LT-V562B	2045	16.0	25.4	630	720	128	80+	3000	115	560x18x5.5	-20~+50	50000	UL, cUL	SI-B8V15156CWW
	2109													SI-B8U15156CWW
	2157													SI-B8T15156CWW
	2157													SI-B8R15156CWW
LT-V562C	2270	16.8	24.0	700	1080	135	80+	3000	115	560x18x5.5	-20~+50	50000	UL, cUL	SI-B8V17156CWW
	2369													SI-B8U17156CWW
	2460													SI-B8T17156CWW
	2460													SI-B8R17156CWW
LT-V282A	724	5.7	12.6	450	540	128	80+	3000	115	275x18x5.5	-20~+50	50000	UL, cUL	SI-B8V06128CWW
	746													SI-B8U06128CWW
	769													SI-B8T06128CWW
	769													SI-B8R06128CWW
LT-V282B	965	7.6	25.2	300	360	136	80+	3000	115	275x18x5.5	-20~+50	50000	UL, cUL	SI-B8V08128CWW
	995													SI-B8U08128CWW
	1026													SI-B8T08128CWW
	1026													SI-B8R08128CWW

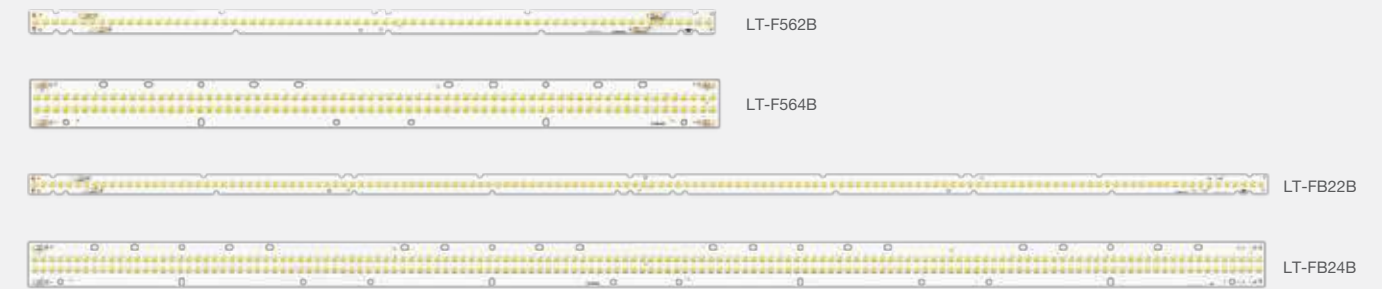


Superior performance for high flux luminaires in industrial lighting

- Optimized for industrial lighting applications
- Reduced thermal resistance using Samsung's high performing mid-power LEDs
- Better uniformity & cost effective

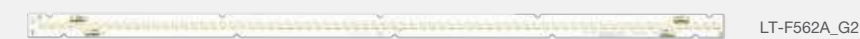
Product	Key Features	Efficacy (lm/W)	Lifespan
 F-series Gen3	<ul style="list-style-type: none"> • High lumen density of 18,600lm to replace tubes in high/low bay lighting • Platform & flexible design choices • High efficacy up to 175lm/W @4000K 	●●●●○	●●●●●
 F-series Gen2	<ul style="list-style-type: none"> • High lumen density of 4,650lm to replace 3~5 tubes in High/lowbay applications • Platform & Flexible design choices • High efficacy up to 144lm/W @4000K 	●●●●○	●●●●●
 inFlux	<ul style="list-style-type: none"> • Wide lumen flux coverage up to 40,000lm by module combination • Adopted Samsung's high reliable mid-power LED solution, LM301A • Good efficacy up to 137lm/W @4000K 	●●○○○	●●●●●
 R-series	<ul style="list-style-type: none"> • High lm/W for high ceiling/height applications • High efficacy up to 169lm/W @4000K 	●●●●○	●●●●●
 Round Highbay	<ul style="list-style-type: none"> • Wide lumen choice available in the same fixture • Good thermal management by flip-chip technology 	●●●○○	●●●●●

F-Series Gen3



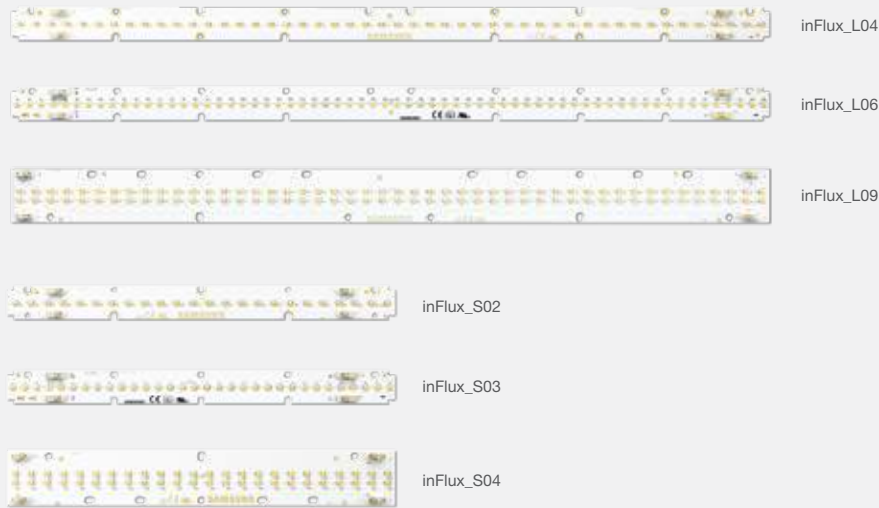
Product	Luminous Flux (lm)	Power Consumption (W)	Input Voltage (V)	IF (mA)	Imax (mA)	Efficacy (lm/W)	CRI	CCT (K)	Beam Angle (°)	Size (mm)	Temperature Range (°C)	Life time (hrs)	Certification	Part Number
LT-F562B	4335	25.8	23.0	1120	1800	168	80+	3000	115	560x18x5.2	-30~+50	50000	UL, cUL	SI-B8V261560WW
	4400					171		3500						SI-B8U261560WW
	4500					175		4000						SI-B8T261560WW
	4650					181		5000						SI-B8R261560WW
LT-F564B	8670	51.5	46.0	1120	1800	168	80+	3000	115	559.7x39.8x5.2	-30~+50	50000	UL, cUL	SI-B8V521560WW
	8800					171		3500						SI-B8U521560WW
	9000					175		4000						SI-B8T521560WW
	9300					181		5000						SI-B8R521560WW
LT-FB22B	8670	51.5	46.0	1120	1800	168	80+	3000	115	1120x18x5.2	-30~+50	50000	UL, cUL	SI-B8V521B20WW
	8800					171		3500						SI-B8U521B20WW
	9000					175		4000						SI-B8T521B20WW
	9300					181		5000						SI-B8R521B20WW
LT-FB24B	17340	103.0	46.0	2240	3600	168	80+	3000	115	1120x39.8x5.2	-30~+50	50000	UL, cUL	SI-B8V91B20WW
	17600					171		3500						SI-B8U91B20WW
	18000					175		4000						SI-B8T91B20WW
	18600					181		5000						SI-B8R91B20WW

F-Series Gen2



Product	Luminous Flux (lm)	Power Consumption (W)	Input Voltage (V)	IF (mA)	Imax (mA)	Efficacy (lm/W)	CRI	CCT (K)	Beam Angle (°)	Size (mm)	Temperature Range (°C)	Life time (hrs)	Certification	Part Number
LT-F562A Gen2	4605	33.5	24.8	1350	1620	138	80+	3000	115	560x18x5.2	-20~+50	50000	CE, UL, cUL	SI-B8V342560WW
	4680					140		3500						SI-B8U342560WW
	4820					144		4000						SI-B8T342560WW
	4820					144		5000						SI-B8R342560WW

inFlux



Product	Luminous Flux (lm)	Power Consumption (W)	Input Voltage (V)	IF (mA)	Imax (mA)	Efficacy (lm/W)	CRI	CCT (K)	Beam Angle (°)	Size (mm)	Temperature Range (°C)	Life time (hrs)	Certification	Part Number
inFlux_L04	4190	32.4	23.5	1380	1380	129	80+	3000	120	560x24x5.9	-20~+50	50000	CE, ENEC UL, cUL	SL-B8V3N80L1WW
	4260					131		3500						SL-B8U3N80L1WW
	4540					140		4000						SL-B8T3N80L1WW
	4540					140		5000						SL-B8R3N80L1WW
inFlux_L06	5680	43.4	45.7	950	950	131	80+	3000	120	560x24x5.9	-20~+50	50000	CE, ENEC UL, cUL	SL-B8V4N90L1WW
	5775					133		3500						SL-B8U4N90L1WW
	6060					140		4000						SL-B8T4N90L1WW
	6060					140		5000						SL-B8R4N90L1WW
inFlux_L09	8390	64.7	46.9	1380	1380	130	80+	3000	120	560x40x5.9	-20~+50	50000	CE, ENEC UL, cUL	SL-B8V7N90L1WW
	8530					132		3500						SL-B8U7N90L1WW
	9100					141		4000						SL-B8T7N90L1WW
	9100					141		5000						SL-B8R7N90L1WW
inFlux_S02	2095	16.1	11.7	1380	1380	130	80+	3000	120	280x24x5.9	-20~+50	50000	CE, ENEC UL, cUL	SL-B8V1N40L1WW
	2130					132		3500						SL-B8U1N40L1WW
	2270					141		4000						SL-B8T1N40L1WW
	2270					141		5000						SL-B8R1N40L1WW
inFlux_S03	2840	21.7	22.9	950	950	131	80+	3000	120	280x24x5.9	-20~+50	50000	CE, ENEC UL, cUL	SL-B8V2N70L1WW
	2885					133		3500						SL-B8U2N70L1WW
	3030					140		4000						SL-B8T2N70L1WW
	3030					140		5000						SL-B8R2N70L1WW
inFlux_S04	4195	32.4	23.5	1380	1380	129	80+	3000	120	280x40x5.9	-20~+50	50000	CE, ENEC UL, cUL	SL-B8V4N80L1WW
	4265					132		3500						SL-B8U4N80L1WW
	4550					140		4000						SL-B8T4N80L1WW
	4550					140		5000						SL-B8R4N80L1WW

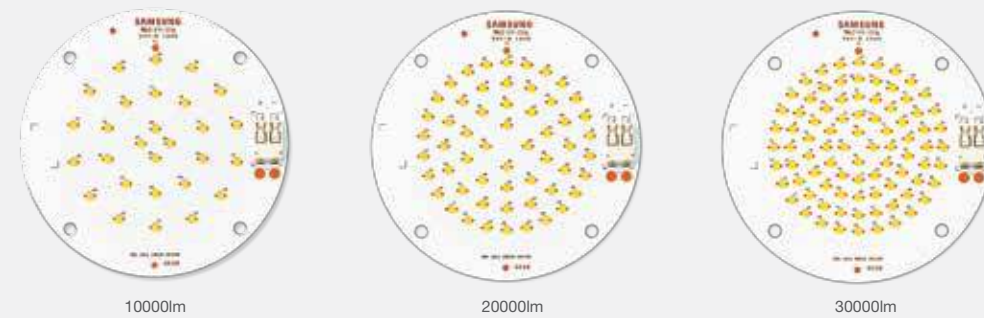
R-series



Product	Luminous Flux (lm)	Power Consumption (W)	Input Voltage (V)	IF (mA)	Imax (mA)	Efficacy (lm/W)	CRI	CCT (K)	Beam Angle (°)	Size (mm)	Temperature Range (°C)	Life time (hrs)	Certification	Part Number
LT-R286A	1520	9.4	32.3	290	540	162	80+	3000	115	280x55x5.8 280x55x7.4	-20~+50	50000	CE, ENEC UL, cUL	SI-B8V09A280WW
	1590					169		4000						SI-B8T09A280WW
	1635					174		5000						SI-B8R09A280WW
	1590					169		6500						SI-B8P09A280WW
LT-R286C	2810	20.7	32	648	1050	136	80+	3000	115	280x55x5.8 280x55x7.4	-20~+50	50000	CE	SI-B8V211280WW
	3000					145		5000						SI-B8T211280WW
	3000					145		5000						SI-B8R211280WW
	3000					145		5000						SI-B8P211280WW

* Front wiring connector, Rear wiring connector

Round Highbay





Product	Luminous Flux (lm)	Power Consumption (W)	Input Voltage (V)	IF (mA)	Imax (mA)	Efficacy (lm/W)	CRI	CCT (K)	Beam Angle (°)	Size (mm)	Temperature Range (°C)	Life time (hrs)	Certification	Part Number
10000lm	10300	82	39	2100	2500	126	80+	4000	115	Φ76x5.75	10~+50	TBD	TBD	SL-B8T8NA0L1WW
	10300					126		5000						SL-B8R8NA0L1WW
20000lm	20500	165	79	2100	2500	126	80+	4000	115	Φ76x5.75	10~+50	TBD	TBD	SL-B8TANB0L1WW
	20600					126		5000						SL-B8RANB0L1WW
30000lm	31200	255	120	2100	2500	123	80+	4000	115	Φ76x5.75	10~+50	TBD	TBD	SL-B8TNC0L1WW
	31200					123		5000						SL-B8RNC0L1WW



High efficacy Area Platform Modules that are cost-effective and deliver uniform light output.

- Available to design slimmer luminaire integrating optical technology (LAM Type)
- Value added optical technology designed by Samsung (LAM Type)
- Optimized number of packages for superior light uniformity

Product	Key Features	Efficacy (lm/W)	Lifespan
 LAM type	<ul style="list-style-type: none"> • Best solution for slim luminaire design • Good uniformity even curved optic design 	●●○○○	●●●●●
 Finger type	<ul style="list-style-type: none"> • Better uniformity solution for flat panel type • High efficacy up to 186lm/W @4000K 	●●●●●	●●●●●

LAM Type



Product	Luminous Flux (lm)	Power Consumption (W)	Input Voltage (V)	IF (mA)	Imax (mA)	Efficacy (lm/W)	CRI	CCT (K)	Beam Angle (°)	Size (mm)	Temperature Range (°C)	Life time (hrs)	Certification	Part Number
LAM-SQ30C	1445	10.6	30.2	350	540	137	80+	3000	145	259x250x6.6	-20~+50	50000	CE, ENEC	SI-B8V114250WW
	1515					143		4000						SI-B8T114250WW
	1515					143		6500						SI-B8P114250WW
LAM-RT30C	1445	10.6	30.2	350	540	137	80+	3000	145	216x273x6.6	-20~+50	50000	CE, ENEC	SI-B8V116280WW
	1515					143		4000						SI-B8T116280WW
	1515					143		6500						SI-B8P116280WW
LAM-SQ32B	1280	9.0	23.5	385	600	141	80+	3000	145	259x250x6.6	-20~+50	50000	UL	SI-B8V09526001
	1300					144		3500						SI-B8U09526001
	1340					148		4000						SI-B8T09526001
	1380					153		5000						SI-B8R09526001

Finger Type










Product	Luminous Flux (lm)	Power Consumption (W)	Input Voltage (V)	IF (mA)	Imax (mA)	Efficacy (lm/W)	CRI	CCT (K)	Beam Angle (°)	Size (mm)	Temperature Range (°C)	Life time (hrs)	Certification	Part Number
Finger-128D	2450	12.4	21.7	570	2880	198	80+	3000	115	250x523x5.8	-20~+50	50000	CE, ENEC	SI-B8V121530WW
	2600					210		4000						SI-B8T121530WW
	1385					178		3000						SI-B8V102250WW
Finger-SQ64C	1405	7.8	11.2	700	2400	180	80+	3500	115	259x250x5.8	-20~+50	50000	CE, ENEC	SI-B8U102250WW
	1450					186		4000						SI-B8T102250WW
	1495					192		5000						SI-B8R102250WW
	1450					186		6500						SI-B8P102250WW
	1385					178		3000						SI-B8V104280WW
Finger-RT64C	1405	7.8	11.2	700	2400	180	80+	3500	115	230x273x5.8	-20~+50	50000	CE, ENEC	SI-B8U104280WW
	1450					186		4000						SI-B8T104280WW
	1495					192		5000						SI-B8R104280WW
	1450					186		6500						SI-B8P104280WW
	1535					145		3000						SI-B8V113250WW
Finger-SQ30C	1610	10.6	30.2	350	540	152	80+	4000	115	259x250x5.8	-20~+50	50000	CE, ENEC	SI-B8T113250WW
	1610					152		6500						SI-B8P113250WW
	1535					145		3000						SI-B8V115280WW
Finger-RT30C	1610	10.6	30.2	350	540	152	80+	4000	115	216x273x5.8	-20~+50	50000	CE, ENEC	SI-B8T115280WW
	1610					152		6500						SI-B8P115280WW
	1370					151		3500						SI-B8U09626001
Finger-SQ32B	1410	9.0	23.5	385	600	156	80+	4000	115	259x250x5.8	-20~+50	50000	UL	SI-B8T09626001
	1450					160		5000						SI-B8R09626001



High efficacy modules that are ideal for use in downlights and spotlights

- High efficacy downlight modules with latest LED technology from Samsung
- Suitable for various applications including general flood light, spotlight and ceiling light
- Best color consistency derived from Samsung's extensive binning expertise


Product	Key Features	Efficacy (lm/W)	Lifespan
 CSP Spot	<ul style="list-style-type: none"> • Designed following Zhaga specification, excellent compatibility of eco-partner's component • Possible to design various sizes of downlights 	●●●○○	●●●●○
 CSP Spot Tunable	<ul style="list-style-type: none"> • 1000/2000lm color tunable solutions with a small LES 	●●●○○	●●●●○
 Round Module Gen3	<ul style="list-style-type: none"> • High efficacy down-light modules with latest LED technology • Possible to design 4~8inch downlight 	●●●●●	●●●●○
 Round Module Gen4	<ul style="list-style-type: none"> • Better to small optic design • Possible to design 3~7inch downlight 	●●●○○	●●●●○
 ACOM DLE	<ul style="list-style-type: none"> • Quickly and easily integrated • Simplified downlight design possibilities 	●●●○○	●●●●○
 Round ACOM	<ul style="list-style-type: none"> • Easy installation (No external driver required) • Cost competitive with good lm/\$ 	●●●●○	●●●●○
 ACOM Flicker Free	<ul style="list-style-type: none"> • Flicker-free(%Flicker < 30%), Dimming to 10% brightness with good dimmer compatibility • Designed following CEC Title-24 standard 	●●●○○	●●●●○

CSP Spot



Product	Luminous Flux (lm)	Power Consumption (W)	Input Voltage (V)	IF (mA)	Imax (mA)	Efficacy (lm/W)	Tp (°C)	CRI	CCT (K)	Beam Angle (°)	Size (mm)	Temperature Range (°C)	Life time (hrs)	Certification	Part Number
CO10	1010	9.4	23.5	400	700	107	65	80+	2700	150	19x19x2.2	-20~+50	50000	CE, ENEC, UL, cUL	SI-N8W0916E0WW
	1050					3000			SI-N8V0916E0WW						
	1070					3500			SI-N8U0916E0WW						
	1140					4000			SI-N8T0916E0WW						
CO20	1980	18.3	23.4	780	1400	108	65	80+	2700	140	19x19x2.2	-20~+50	50000	CE, ENEC, UL, cUL	SI-N8W1816E0WW
	2060					3000			SI-N8V1816E0WW						
	2110					3500			SI-N8U1816E0WW						
	2240					4000			SI-N8T1816E0WW						
CO30	2980	27.4	23.4	1170	2100	109	65	80+	2700	145	28x28x2.2	-20~+50	50000	CE, ENEC, UL, cUL	SI-N8W2716E0WW
	3090					3000			SI-N8V2716E0WW						
	3160					3500			SI-N8U2716E0WW						
	3360					4000			SI-N8T2716E0WW						
CO40	3970	36.5	23.4	1560	2800	109	65	80+	2700	140	28x28x2.2	-20~+50	50000	CE, ENEC, UL, cUL	SI-N8W3616E0WW
	4120					3000			SI-N8V3616E0WW						
	4220					3500			SI-N8U3616E0WW						
	4490					4000			SI-N8T3616E0WW						

CSP Spot Tunable



Product	Luminous Flux (lm)	Power Consumption (W)	Input Voltage (V)	IF (mA)	Imax (mA)	Efficacy (lm/W)	Tp (°C)	CRI	CCT (K)	Beam Angle (°)	Size (mm)	Temperature Range (°C)	Life time (hrs)	Certification	Part Number
TO10	990	8.5	33.9	250	350	117	65	80+	2700	150	28x28x2.2	-20~+50	50000	CE, ENEC, UL, cUL	SI-N8A1016E0WW
	1020	9.0	35.9	250	350	114			6500	145					SI-N8B1016E0WW
	990	8.5	33.9	250	350	117			2700	150					SI-N8B1016E0WW
	1080	9.0	35.9	250	350	120			5000	145					SI-N8B1016E0WW
TO20	1940	17.4	34.7	500	700	112	65	80+	2700	140	28x28x2.2	-20~+50	50000	CE, ENEC, UL, cUL	SI-N8A1816E0WW
	2040	18.0	35.9	500	700	114			6500	140					SI-N8A1816E0WW
	1940	17.4	34.7	500	700	112			2700	140					SI-N8B1816E0WW
	2160	18.0	35.9	500	700	120			5000	140					SI-N8B1816E0WW

Module

Module

Round Module Gen3



Product	Luminous Flux (lm)	Power Consumption (W)	Input Voltage (V)	IF (mA)	I _{max} (mA)	Efficacy (lm/W)	T _p (°C)	CRI	CCT (K)	Beam Angle (°)	Size (mm)	Temperature Range (°C)	Life time (hrs)	Certification	Part Number
Round-090C	1200	8.3	23.6	350	540	146	55	80+	3000	115	Φ90x5.7	-20~+50	50000	CE, ENEC, UL, cUL	SI-N8V0814B0WW
	1220					148			3500						SI-N8U0814B0WW
	1250					152			4000						SI-N8T0814B0WW
Round-110C	2350	16.9	24.2	700	900	139	55	80+	3000	115	Φ110x5.7	-20~+50	50000	CE, ENEC, UL, cUL	SI-N8V1714B0WW
	2380					141			3500						SI-N8U1714B0WW
	2460					146			4000						SI-N8T1714B0WW
Round-130C	3770	27.3	39.0	700	900	139	55	80+	3000	115	Φ130x5.7	-20~+50	50000	CE, ENEC, UL, cUL	SI-N8V2816B0WW
	3830					141			3500						SI-N8U2816B0WW
	3950					145			4000						SI-N8T2816B0WW

Round Module Gen4




Product	Luminous Flux (lm)	Power Consumption (W)	Input Voltage (V)	IF (mA)	I _{max} (mA)	Efficacy (lm/W)	T _p (°C)	CRI	CCT (K)	Beam Angle (°)	Size (mm)	Temperature Range (°C)	Life time (hrs)	Certification	Part Number
Round-040D	950	8.2	23.3	350	350	117	65	80+	3000	115	Φ41x3.7	-20~+50	50000	CE, ENEC, UL, cUL	SI-N8V0812B0WW
	980					121			3500						SI-N8U0812B0WW
	1000					123			4000						SI-N8T0812B0WW
Round-050D	1940	16.5	23.5	700	700	118	65	80+	3000	115	Φ50x3.7	-20~+50	50000	CE, ENEC, UL, cUL	SI-N8V1712B0WW
	1990					121			3500						SI-N8U1712B0WW
	2030					124			4000						SI-N8T1712B0WW
Round-060D	2850	24.5	34.9	700	700	117	65	80+	3000	115	Φ62x3.7	-20~+50	50000	CE, ENEC, UL, cUL	SI-N8V2513B0WW
	2930					120			3500						SI-N8U2513B0WW
	2980					122			4000						SI-N8T2513B0WW

ACOM DLE



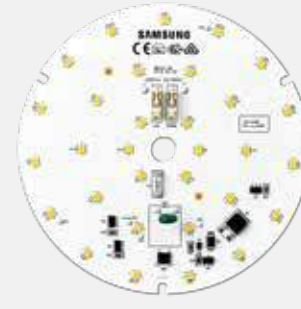
Reduced Flicker



Low THD

Product	Luminous Flux (lm)	Power Consumption (W)	Input Voltage (V)	Flicker (%)	THD (%)	Efficacy (lm/W)	Tp (°C)	CRI	CCT (K)	Beam Angle (°)	Size (mm)	Temperature Range (°C)	Life time (hrs)	Certification	Part Number
Reduced Flicker	1070	11.4	120 (AC)	50	19	94	65	80+	2700	115	55x55x12.5	-20~+50	50000	UL, cUL	SI-N8W1113B1US
	1080					95			3000						SI-N8V1113B1US
	1110					98			3500						SI-N8U1113B1US
	1130					100			4000						SI-N8T1113B1US
	1150					101			5000						SI-N8R1113B1US
	870					77			2700						SI-N9W1113B1US
	920					81			3000						SI-N9V1113B1US
Low THD	1070	11.5	120 (AC)	100	14	94	65	80+	2700	115	55x55x12.5	-20~+50	50000	UL, cUL	SI-N8W1123B1US
	1080					95			3000						SI-N8V1123B1US
	1110					98			3500						SI-N8U1123B1US
	1130					100			4000						SI-N8T1123B1US
	1150					100			5000						SI-N8R1123B1US

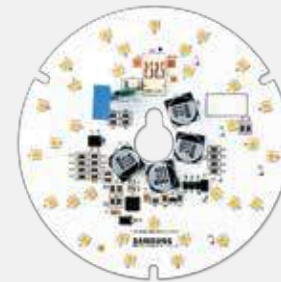
Round ACOM



120mm / 230V

Product	Luminous Flux (lm)	Power Consumption (W)	Input Voltage (V)	Flicker (%)	THD (%)	Efficacy (lm/W)	Tp (°C)	CRI	CCT (K)	Beam Angle (°)	Size (mm)	Temperature Range (°C)	Life time (hrs)	Certification	Part Number
120mm / 230V	1400	11.7	230(AC)	100	14	119	25	80+	3000	115	Φ120x5.5	-20~+50	50000	CE, ENEC	SI-N8V1215B1EU

ACOM Flicker Free






100mm 1400lm

Product	Luminous Flux (lm)	Power Consumption (W)	Input Voltage (V)	Flicker (%)	THD (%)	Efficacy (lm/W)	Tp (°C)	CRI	CCT (K)	Beam Angle (°)	Size (mm)	Temperature Range (°C)	Life time (hrs)	Certification	Part Number
100mm 1400lm	1400	15.5	120(AC)	< 30	19	90	25	90+	3000	115	Φ100x17.5	-20~+40	50000	TBD	SI-N9V1524B1US




Easy-to-use modular design with various lumen packages combined with IP66-certified durability, makes it the smart choice for use in the harshest of environments

- Wide range of engine combinations well-suited for a variety of harsh environment applications
- High luminous efficacy
- Available with a full range of compatible drivers


Product	Key Features	Efficacy (lm/W)	Lifespan
 Modular Platform T-type Gen2	<ul style="list-style-type: none"> • Total solution integrating LED+Optics+Thermal • With LH351B, higher lumen density of 2,650lm • IP66 	●●●●○	●●●●○
 Array Gen2	<ul style="list-style-type: none"> • Total solution integrating LED+Optics+Thermal • High efficacy at module • Suitable for flood and highbay lighting • Robust design with waterproof durability 	●●●●○	●●●●●
 HiLOM	<ul style="list-style-type: none"> • Greater design flexibility for various fixture designs • High performance, 4,400lm (700mA) with efficacy of 132lm/W 	●●●●●	●●●●○

Modular Platform Engine



Model	Light Distribution	Heat Sink	Connector	Luminous Flux (lm)	Power Consumption (W)	Input Voltage (V)	IF (mA)	Imax (mA)	Efficacy (lm/W)	CRI	CCT (K)	Weight (g)	Waterproof/Dustproof Grade	Temperature Range (Operation, Tc)	Certification	Part Number
E-type Gen2	Type2 Short	Fin	Connector	2300	21	30	700	1000	100.0	80+	3000	230	IP66	-30~+80	CE, UL	SL-P8V2V27MBWW
				2650					114.3	75+	5000					SL-PGR2V47MBWW
F-type	Type2 Medium	-	Wire	2400	21	30	700	1000	100.0	70+	4000	170	IP66	+10~+90	CE	SL-P7T2F32MBKI
									3000	4000	SL-P7V2F385BKI					
	3000	4000	SL-P7V2F385BKI													
	4000	4000	SL-P7T2F385BKI													
	Beam angle 85															

* E-type: with fin (thermal management by engine), F-type: without fin (thermal management by fixture), T-type: flange with fin (H/S with Tetra screw-holes)



Model	Light Distribution	Heat Sink	Connector	Luminous Flux (lm)	Power Consumption (W)	Input Voltage (V)	IF (mA)	Imax (mA)	Efficacy (lm/W)	CRI	CCT (K)	Weight (g)	Waterproof/Dustproof Grade	Temperature Range (Operation, Tc)	Certification	Part Number
T-type Gen2	Type1 Short	Fin	Connector	2650	21	30	700	1000	126.2	75+	5000	295	IP66	-30~+80	CE, UL	SL-PGR2W53LBWW
	Type2 Very Short															SL-PGR2W53MBWW
	Type2 Short															SL-PGR2W57MBWW
	Type1 Short															SL-PGQ2W53LBWW
	Type2 Very Short															SL-PGQ2W53MBWW
	Type1 Short															SL-PGR2W51SBGL
	Type1 Very Short															SL-PGR2W6T1BGL
	Type2 Short															SL-PGR2W52SBGL
	Type2 Very Short															SL-PGR2W57SBGL
	Type2 Medium															SL-PGR2W52MBGL
	Type5 Short															SL-PGR2W55SBGL
	Beam angle 85															SL-P7R2W585BGL
	Type1 Short															SL-PGR2W51SBGL
	Type2 Very Short															SL-PGR2W57SBGL
	Type2 Short															SL-PGR2W52SBGL
	Type2 Short															SL-P7R2W5R1BGL
Type2 Long	SL-P7R2W5R2BGL															
Beam angle 85	SL-P7R2W585BGL															
T-type Gen2.5 (LH181A)	-	Fin	Connector	2600	20	28	700	1000	130.0	80+	3000	290	IP66	+10 ~ +95	-	SL-P8V2W6RA1WW
				2800					140.0	4000	SL-P8T2W6RA1WW					
				2850					142.5	5000	SL-P8R2W6RA1WW					
				2850					142.5	5700	SL-P8Q2W6RA1WW					

* E-type: with fin (thermal management by engine), F-type: without fin (thermal management by fixture), T-type: flange with fin (H/S with Tetra screw-holes)

Module

Module

Integrated Array Module



Array Gen2 47W



Array Gen2 70W

Model	Light Distribution	Heat Sink	Connector	Luminous Flux (lm)	Power Consumption (W)	Input Voltage (V)	IF (mA)	Imax (mA)	Efficacy (lm/W)	CRI	CCT (K)	Weight (g)	Waterproof/Dustproof Grade	Temperature Range (Operation, Tc)	Part Number
Array Gen2	Type2 Short	Fin	Connector	6450	47	52	900	2000	137	70+	5000	1660	IP66	-30~+80	SL-IGR5E82SBWW
	Type2 Short			9700	70	52	1350	3000	139						SL-IGR7E97SBWW
	Beam angle 70														SL-IGR7E970BWW
	Beam angle 120														SL-IGR7E9C0BWW

HiLOM



HiLOM(LH181A)



HiLOM(LH351B)

Model	Connector	Luminous Flux (lm)	Power Consumption (W)	Input Voltage (V)	IF (mA)	Imax (mA)	Efficacy (lm/W)	CRI	CCT (K)	Weight (g)	Temperature Range (Operation, Tc)	Certification	Part Number
HiLOM (LH181A)	Poke-in	4300	33	24	1400	2000	130	70+	3000	36	+10 ~ +92	CE, UL	SL-B7V3N80L1WW
		4600	33	24			139		4000				SL-B7T3N80L1WW
		4650	33	24			140		5000				SL-B7R3N80L1WW
HiLOM (LH351B)	Poke-in	4400	32	23	1400	2000	136	70+	3000	37	+10 ~ +95	CE, UL	SL-B7V3N80LBWW
		4950	32	23			154		4000				SL-B7T3N80LBWW
		4950	32	23			154		5000				SL-B7R3N80LBWW

* HiLOM: High Luminance Outdoor Module

Driver



- White Tunable 2-channel
- Ambient Light
- Down & Spot Light
- Industrial Light
- Outdoor Light

White Tunable 2-channel



SLP-DUA47531WW

Part Number	Power Consumption (W)	Size (mm)	Input Voltage (V)	Output Voltage (V)	Output Current/ch (mA)	Efficiency (%)	THD (%)	Dimming	Certification	Power Factor	Remark
SLP-DUA47531WW	45-75	330 x 30 x 30	120-277	20-50	350-1400	88	<20	DALI, 0-10V	CE, cUL	>0.90	Native White Tuning DALI 209 (Device Type 8, Color Control) support Programmable Auxiliary Power(24V)

• Channel: 2 • Standard lead-time: 10 weeks



SLP-DUA47501US

Part Number	Power Consumption (W)	Size (mm)	Input Voltage (V)	Output Voltage (V)	Output Current/ch (mA)	Efficiency (%)	THD (%)	Dimming	Certification	Power Factor	Remark
SLP-DUA47501US	40-75	330 x 33 x 30	120-277	20-50	350-1400	88	<20	0-10V	cUL	>0.90	Native White Tuning Dim to warm Programmable Auxiliary Power(24V)
SLP-DUA475D1US	40-75	330 x 33 x 30	120-277	20-50	350-1400	88	<20	DALI	cUL	>0.90	DALI 209 (Device Type 8, Color Control) support Programmable Auxiliary Power(24V)
SLP-D2A475D1EU	40-75	330 x 33 x 30	220-240	20-50	350-1400	88	<20	DALI	CE, ENEC	>0.90	DALI 209 (Device Type 8, Color Control) support Programmable Auxiliary Power(24V)

• Channel: 2 • Standard lead-time: 10 weeks

White Tunable 2-channel



SLP-DUA45501US

Part Number	Power Consumption (W)	Size (mm)	Input Voltage (V)	Output Voltage (V)	Output Current/ch (mA)	Efficiency (%)	THD (%)	Dimming	Certification	Power Factor	Remark
SLP-DUA45501US	35-55	300 x 33 x 25	120-277	20-50	350-1400	88	<20	0-10V	cUL	>0.90	Native White Tuning Dim to warm Programmable Auxiliary Power(24V)
SLP-DUA4550AUS	35-55	127 x 76 x 30	120-277	20-50	350-1400	88	<20	0-10V	cUL	>0.90	Native White Tuning Dim to warm Programmable Auxiliary Power(24V)
SLP-DUA455D1US	35-55	300 x 33 x 25	120-277	20-50	350-1400	88	<20	DALI	cUL	>0.90	DALI 209 (Device Type 8, Color Control) support Programmable Auxiliary Power(24V)
SLP-D2A455D1EU	20-55	300 x 33 x 25	220-240	20-50	350-1400	88	<20	DALI	CE, ENEC	>0.90	DALI 209 (Device Type 8, Color Control) support Programmable Auxiliary Power(24V)

• Channel: 2 • Standard lead-time: 10 weeks



SLP-DUA43501US

Part Number	Power Consumption (W)	Size (mm)	Input Voltage (V)	Output Voltage (V)	Output Current/ch (mA)	Efficiency (%)	THD (%)	Dimming	Certification	Power Factor	Remark
SLP-DUA43501US	25-35	270 x 33 x 25	120-277	20-50	350-1400	88	<20	0-10V	cUL	>0.90	Native White Tuning Dim to warm Programmable Auxiliary Power(24V)
SLP-D2A435D1EU	25-35	270 x 33 x 25	220-240	20-50	350-1400	88	<20	DALI	CE, ENEC	>0.90	DALI 209 (Device Type 8, Color Control) support Programmable Auxiliary Power(24V)

• Channel: 2 • Standard lead-time: 10 weeks

Ambient Light



SI-CU1023001WW

Part Number	Power Consumption (W)	Size (mm)	Input Voltage (V)	Output Voltage (V)	Output Current/ch (mA)	Efficiency (%)	THD (%)	Dimming	Certification	Power Factor	Remark
SI-CU1023001WW	30	300 x 30 x 21	120-277	14-54	350-800	87	<20	0-10V	UL, cUL	>0.9	Output current adjustable by Rset, 1% - 100% Dimming

• Channel: 1 • Standard lead-time: 10 weeks



SI-CU1425001WW / SI-CU1425002WW / SI-CU1425001KR
SI-CU7513001KR / SI-CU8413001KR / SI-CU9614001KR

Part Number	Power Consumption (W)	Size (mm)	Input Voltage (V)	Output Voltage (V)	Output Current/ch (mA)	Efficiency (%)	THD (%)	Dimming	Certification	Power Factor	Remark
SI-CU1425001WW	50	300 x 30 x 21.5	120-277	20-50	500-1400	87	<20	0-10V	UL, cUL	>0.9	Output current adjustable by Rset, When sale, current fixed as 1010mA
SI-CU1425002WW	50		120-277		500-1400				Class P, UL		Output current adjustable by Rset, When sale, current fixed as 1010mA
SI-CU1425001KR	50		220-240	500-1400 (1010)	KC				Output current adjustable by Rset, When sale, current fixed as 1010mA		
SI-CU7513001KR	37		220-240	500-1400 (740)	KC				Adjustable output current by Rset, When sale, current fixed as 740mA		
SI-CU8413001KR	40		220-240	500-1400 (800)	KC				Adjustable output current by Rset, When sale, current fixed as 800mA		
SI-CU9614001KR	46		220-240	500-1400 (925)	KC				Adjustable output current by Rset, When sale, current fixed as 925mA		

• Channel: 1 • Standard lead-time: 10 weeks

Ambient Light



SI-C215280N2KR / SI-CU1528001US

Part Number	Power Consumption (W)	Size (mm)	Input Voltage (V)	Output Voltage (V)	Output Current/ch (mA)	Efficiency (%)	THD (%)	Dimming	Certification	Power Factor	Remark
SI-C215280N2KR	80	360 x 31 x 27	220-240	25-51	1550	88	<20	Non Dim	KC	>0.9	Fixed current
SI-CU1528001US	80		120-277	22-54	700-2100	87	<20	0-10V	UL, cUL	>0.9	Output current adjustable by Rset

• Channel: 1 • Standard lead-time: 10 weeks



SI-EPF006660WW



SI-EPF007040WW

Part Number	Power Consumption (W)	Size (mm)	Input Voltage (V)	Output Voltage (V)	Output Current/ch (mA)	Efficiency (%)	THD (%)	Dimming	Certification	Power Factor	Remark
SI-EPF006660WW	50	300 x 30 x 21	120-277	20-50	500-1400	88	<20	0-10V	UL, cUL	>0.9	Output current adjustable by Rset
SI-EPF007040WW	75	359 x 30 x 26.5		22-52	1000-2100						

• Channel: 1 • Standard lead-time: 10 weeks

Ambient Light



SI-CU55230N1WW / SI-CU87250N1WW / SI-CU5523001WW / SI-CU8725001WW

Part Number	Power Consumption (W)	Size (mm)	Input Voltage (V)	Output Voltage (V)	Output Current/ch (mA)	Efficiency (%)	THD (%)	Dimming	Certification	Power Factor	Remark
SI-CU55230N1WW	30				275-555	87		Non Dim			
SI-CU87250N1WW	50	165 x 43 x 32	120-277	37-54	512-925	88		Non Dim	UL, cUL, Type TL	>0.9	Output current adjustable by Rset
SI-CU5523001WW	30				275-555	87	0-10V				
SI-CU8725001WW	50				512-925	88	0-10V				

• Channel: 1 • Standard lead-time: 10 weeks



SI-CU55230N2WW / SI-CU87250N2WW / SI-CU5523002WW / SI-CU8725002WW

Part Number	Power Consumption (W)	Size (mm)	Input Voltage (V)	Output Voltage (V)	Output Current/ch (mA)	Efficiency (%)	THD (%)	Dimming	Certification	Power Factor	Remark
SI-CU55230N2WW	30				275-555	87		Non Dim			
SI-CU87250N2WW	50	165 x 43 x 32	120-277	37-54	512-925	88		Non Dim	Class P, UL	>0.9	Output current adjustable by Rset
SI-CU5523002WW	30				275-555	87	0-10V				
SI-CU8725002WW	50				512-925	88	0-10V				

• Channel: 1 • Standard lead-time: 10 weeks



SI-CU7014011KR

Part Number	Power Consumption (W)	Size (mm)	Input Voltage (V)	Output Voltage (V)	Output Current/ch (mA)	Efficiency (%)	THD (%)	Dimming	Certification	Power Factor	Remark
SI-CU7014011KR	40	160 x 46.4 x 30.8	120-277	25-50	500-700	87	<20	1-10V	KC	>0.9	Output current adjustable by Rset

• Channel: 1 • Standard lead-time: 10 weeks

Ambient Light



SI-CU84130N1KR

Part Number	Power Consumption (W)	Size (mm)	Input Voltage (V)	Output Voltage (V)	Output Current/ch (mA)	Efficiency (%)	THD (%)	Dimming	Certification	Power Factor	Remark
SI-CU84130N1KR	40	300 x 30 x 21.5	220-240	26-50	800	87	<20	Non Dim	KC	>0.9	Fixed current

• Channel: 1 • Standard lead-time: 10 weeks




SI-C2G814501KR / SI-C2H817201KR

Part Number	Power Consumption (W)	Size (mm)	Input Voltage (V)	Output Voltage (V)	Output Current/ch (mA)	Efficiency (%)	THD (%)	Dimming	Certification	Power Factor	Remark
SI-C2G814501KR	45	241 x 43 x 30.5	220-240	18-26	1680	87	<20	0-10V	KC	>0.9	-
SI-C2H817201KR	72	300 x 43 x 30.5		18-26	2550	86	<20				

• Channel: 1 • Standard lead-time: 10 weeks

Down & Spot Light



SI-EPF006640WW / SI-EPF006650WW



SI-OU1424001WW



SI-C242120N1KR

Part Number	Power Consumption (W)	Size (mm)	Input Voltage (V)	Output Voltage (V)	Output Current/ch (mA)	Efficiency (%)	THD (%)	Dimming	Certification	Power Factor	Remark
SI-EPF006640WW	15	123 x 79 x 33	120-277	20-50	180-500	86	<20	0-10V	UL, cUL	>0.9	Output current adjustable by Rset
SI-EPF006650WW	30			20-50	350-1050	86	<20				
SI-OU1424001WW	40	125.6 x 61.1 x 27.5	120-277	20-54	400-1400	86	<20	0-10V	UL, cUL	>0.9	Programmable Output Current
SI-C242120N1KR	20	94.5 x 39.5 x 31	220-240	25-40	420	86	<10	Non Dim	KC	>0.9	Fixed current

• Channel: 1 • Standard lead-time: 10 weeks

Outdoor Light



SL-L27012503KR



SL-L21425003KR



SL-L22127503KR



SL-L2282A013KR



SL-L2352A213KR



SL-L2422A513KR



SL-L2562B013KR

Part Number	Power Consumption (W)	Size (mm)	Input Voltage (V)	Output Voltage (V)	Output Current/ch (mA)	Efficiency (%)	THD (%)	Dimming	Certification	Power Factor	Remark
SL-L27012503KR	25	177 x 40 x 37			700	85					>0.9
SL-L21425003KR	50	210 x 40 x 37			1400	87					>0.95
SL-L22127503KR	75				2100	88					>0.95
SL-L2282A013KR	100	228 x 68 x 39.5	220-240	24-33	2800	89	<20	1-10V	KS	>0.95	Independent type, IP67, Molex
SL-L2352A213KR	125		3500	90	>0.95						
SL-L2422A513KR	150		4200	90	>0.95						
SL-L2562B013KR	200		5600	91	>0.95						

• Channel: 1 • Standard lead-time: 10 weeks

Industrial Light



SI-CA1427501US



SI-CA2029601US

Part Number	Power Consumption (W)	Size (mm)	Input Voltage (V)	Output Voltage (V)	Output Current/ch (mA)	Efficiency (%)	THD (%)	Dimming	Certification	Power Factor	Remark
SI-CA1427501US	75	360 x 31 x 26	100-277	27-54	975-1400	88	<20	0-10V	UL, cUL	>0.9	Programmable Output Current
SI-CA2029601US	100	420 x 31 x 26		24-48	1400-2000						

• Channel: 1 • Standard lead-time: 10 weeks



SL-L2701151AKR
SL-L2701251AKR



SL-L2701301AKR
SL-L2701401AKR
SL-L2701501AKR



SL-L2701751AKR
SL-L2701A01AKR
SL-L2701A51AKR
SL-L2701B01AKR

Part Number	Power Consumption (W)	Size (mm)	Input Voltage (V)	Output Voltage (V)	Output Current/ch (mA)	Efficiency (%)	THD (%)	Dimming	Certification	Power Factor	Remark
SL-L2701151AKR	15	177 x 40 x 37		18-33		84					
SL-L2701251AKR	25			18-33		85					
SL-L2701301AKR	30			39-63		86					
SL-L2701401AKR	40	210 x 40 x 37		39-63		87					
SL-L2701501AKR	50			39-63	700	88					
SL-L2701751AKR	75	182 x 66 x 38.8		85-125		89					
SL-L2701A01AKR	100			85-125		90					
SL-L2701A51AKR	150			177-243		91					
SL-L2701B01AKR	200	228 x 68 x 39.5		177-243		92					

• Channel: 1 • Standard lead-time: 10 weeks



Part Number	Power Consumption (W)	Size (mm)	Input Voltage (V)	Output Voltage (V)	Output Current/ch (mA)	Efficiency (%)	THD (%)	Dimming	Certification	Power Factor	Remark
SL-L2701A5N1KR	150	258 x 68 x 33.9	220-240	80-100	700	92		Non Dim	KS		Independent type, 2 channel, IP67, KET
SL-L2701B0N1KR	200	258 x 68 x 33.9	220-240	100-130	700	93		Non Dim	KS		Independent type, 2 channel, IP67, KET
SL-LU0923501US	35	193 x 42.5 x 34.5			700-1050	87	<20			>0.9	Programmable Output Current, IP67
SL-LU1425501US	55	173 x 67.5 x 40	120-277	30-39	1400	88		0-10V	UL, cUL		Independent type, IP67
SL-LU2027801US	78	173 x 67.5 x 40			2000	88					
SL-LU262A001US	100	187 x 67.5 x 40			2600	88					

• Channel: 1 • Standard lead-time: 10 weeks



Part Number	Power Consumption (W)	Size (mm)	Input Voltage (V)	Output Voltage (V)	Output Current/ch (mA)	Efficiency (%)	THD (%)	Dimming	Certification	Power Factor	Remark
SL-LA7012502US	25	193 x 42.5 x 34.5	100-277	18-36	700	85		0-10V	UL, cUL	>0.9	Independent type, IP67
SL-LA1425002US	50				1400	88					
SL-L22127502US	75	173 x 67.5 x 40		17-34	2100	89					
SL-LA142A002US	100	187 x 67.5 x 40		18-36	2800	87					
SL-LA212A502US	150	221 x 67.5 x 40			4200	88					
SL-L2282B002US	200	251 x 67.5 x 40			5600	88					

• Channel: 1 • Standard lead-time: 10 weeks

Certification Support Program

To provide more valuable services for your successful business

Program Overview

Pre-Certification Test Support

Product structure, test and review by Samsung.
Samsung is an accredited partner of UL, VDE & KOLAS

Certification Accreditations Support

- Customer support for **Cost and Test Period Saving for the EU, US & ASIA certification**
- Global certification program roll out soon to be available

Customer Benefit

Certification	ETL, Energy Star, DLC ¹⁾ , FCC, LM 79	KS/High Efficiency	PSE	S-Mark	CE, ErP, ENEC, ENEC+, EU Eco-Label, GS mark	CCC/CQC		
Customer Location	US	Korea/China	-	-	EU/US/Asia	China	Korea	China
Cost Discount	Testing	-20%	-30%	-30%	-20%	-30%	-20%	-30%
	Handling	-	-	-	-	-	-	-
Test Period Savings	-30 ~ -50%	-30 ~ -50%	-20 ~ -30%		-20 ~ -30%	-20 ~ -30%	-20 ~ -30%	-20 ~ -30%
Company	Intertek		KTL (Korea Testing Laboratory)		TUV SUD	CCIC		
Branch	North America, China, Hong Kong, Korea		Korea, China		North America, Germany, China, Hong Kong, Singapore, Taiwan, Korea		Korea, China	

1) Energy Star, DLC's duration is not included for Lumen Maintenance test duration.
2) Discount rate is based on the standard price of Companies.

Process



Contact us : www.samsung.com/global/business/led/contact-us