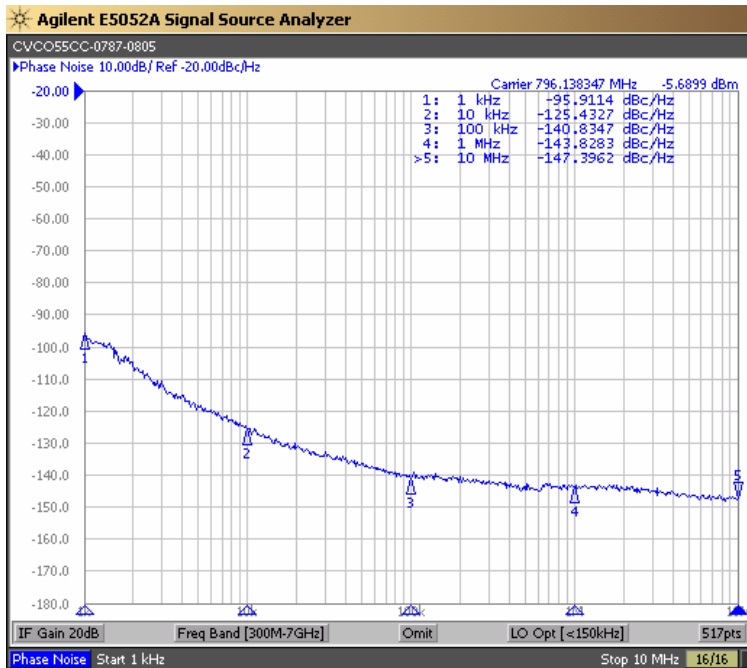


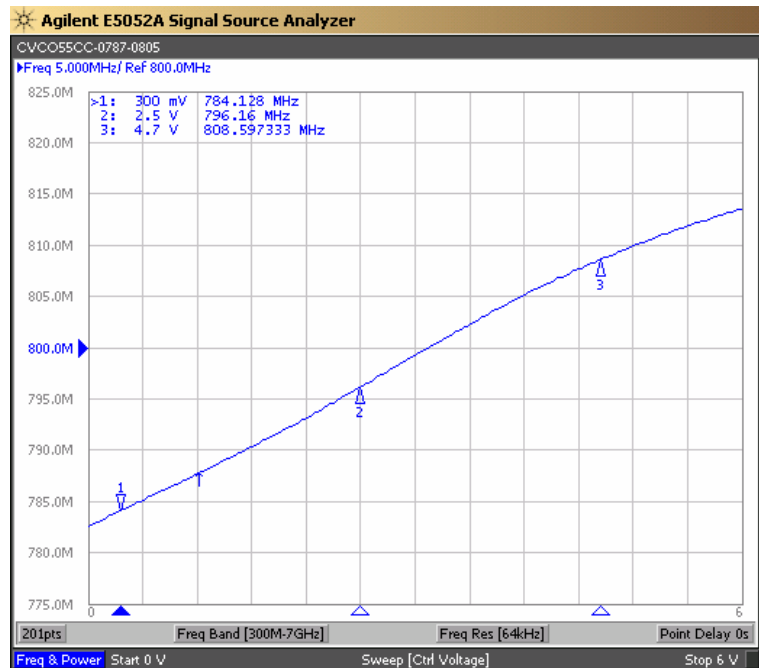


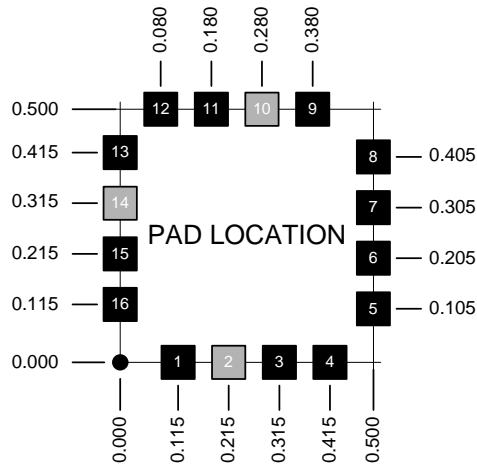
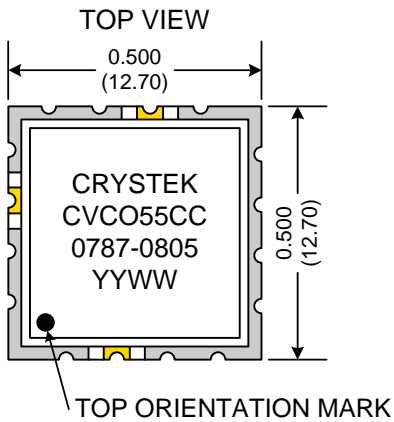
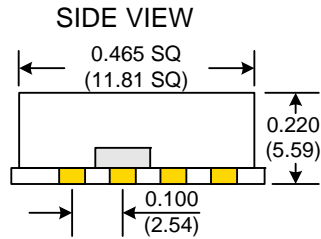
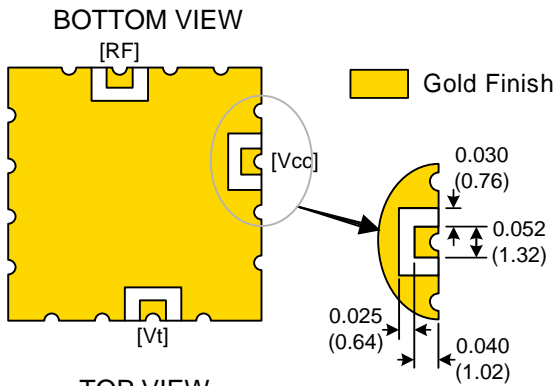
PERFORMANCE SPECIFICATION	MIN	TYP	MAX	UNITS
Lower Frequency:			787	MHz
Upper Frequency:	805			MHz
Tuning Voltage:	0.3		4.7	VDC
Supply Voltage:	4.9	5.0	5.1	VDC
Output Power:	-7.5	-6.5	-5.5	dBm
Supply Current:		29	35	mA
Harmonic Suppression (2 nd Harmonic):		-15	-10	dBc
Pushing:		0.1	0.2	MHz/V
Pulling, all Phases:		0.1	0.2	MHz pk-pk
Tuning Sensitivity:		8		MHz/V
Phase Noise @ 10kHz offset:		-120		dBc/Hz
Phase Noise @ 100kHz offset:		-137		dBc/Hz
Load Impedance:		50		Ω
Input Capacitance:			47	pF
Operating Temperature Range:	-30		+70	$^{\circ}\text{C}$
Storage Temperature Range:	-45		+90	$^{\circ}\text{C}$

Phase Noise (1 Hz BW, Typical)



Tuning Curve (Typical)

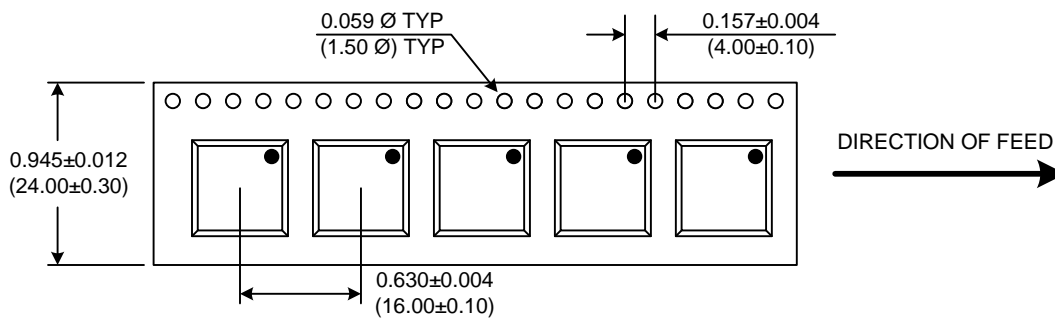




Pad	Connection
2	Vt
10	RF-OUTPUT
14	Vcc
Others	GROUND

- Unless otherwise specified, Dimensions are in: $\frac{IN}{(mm)}$
- Pad Location Dimensions are in: Inches

TAPE AND REEL



Drawing not to scale

Product Control:

Crystek Part Number:	CVCO55CC-0787-0805	Release Date:	21-Aug-2013
Revision Level:	E	Responsible:	C. Vales

Specification is subject to change without notice