

4

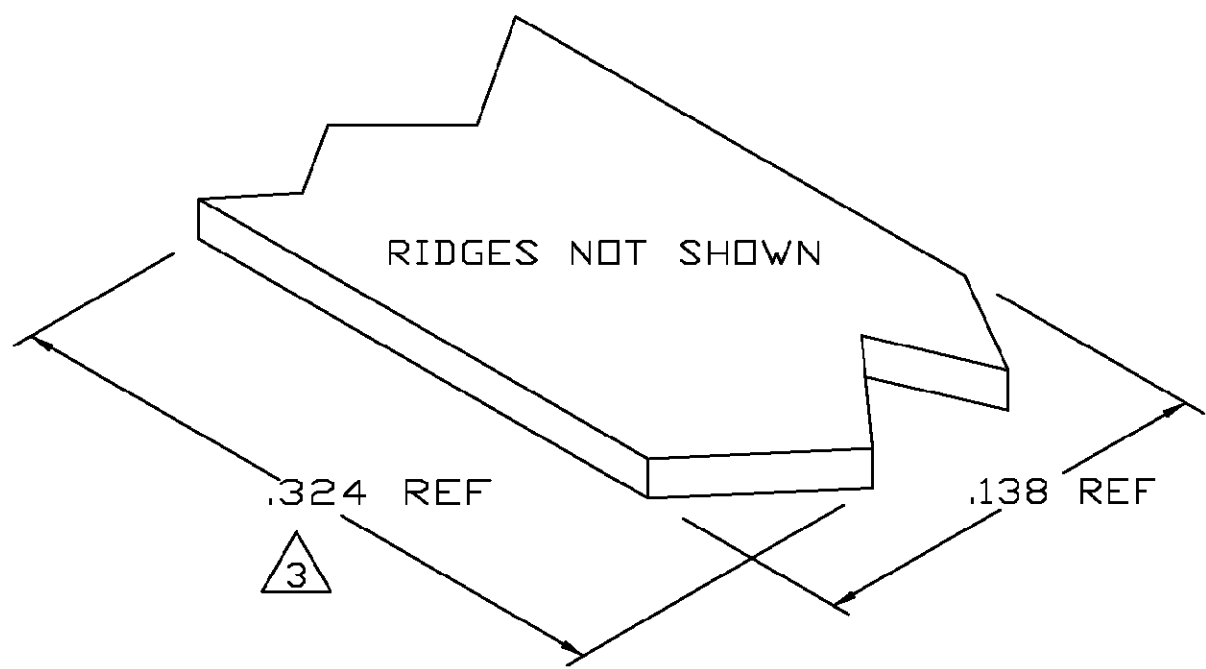
3

2

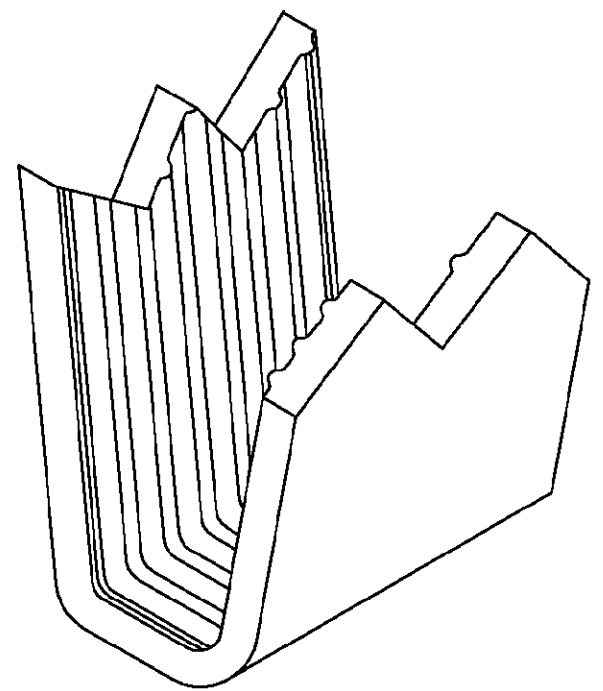
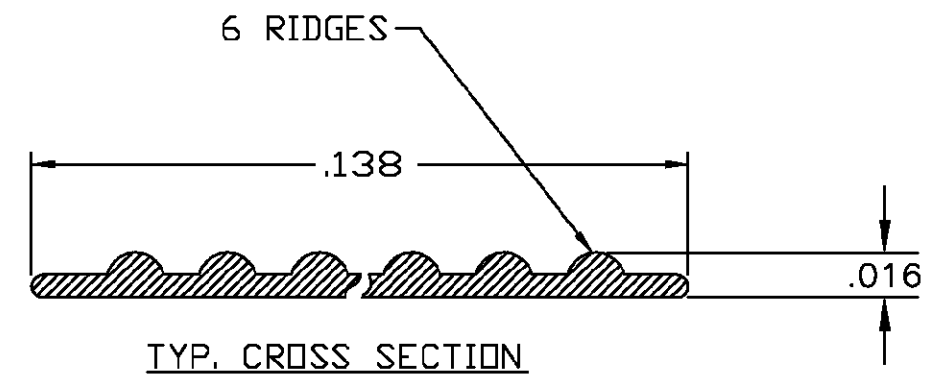
1

THIS DRAWING IS UNPUBLISHED. RELEASED FOR PUBLICATION  
 © COPYRIGHT BY TYCO ELECTRONICS CORPORATION. ALL RIGHTS RESERVED.

LOC	DIST	REVISIONS			
P	LTR	DESCRIPTION	DATE	DWN	APVD
AF	50	0	TRANSFERED TO TYCO FORMAT	24JUL02	MF EH



- 1 CRIMPBAND MATERIAL PROVIDED IN CONTINUOUS STRIP.
- 2 REFERENCE DESCRIPTIVE PART NUMBER L061/076C16TB.
- 3 BLANK LENGTH DETERMINED BY 061/076 TOOLSET.



PARTIAL FORMED VIEW (REF)  
FORMED BY APPLICATION TOOLING

1601599-1  
PART NUMBER

THIS DRAWING IS A CONTROLLED DOCUMENT.		DWN MICHAEL S. FEHER 24JUL2002	<b>tyco</b> Tyco Electronics Corporation	
DIMENSIONS: INCHES		CHK EDWARD HOWARD 24JUL2002	<b>Electronics</b> Harrisburg, PA 17105-3608	
TOLERANCES UNLESS OTHERWISE SPECIFIED:		APVD EDWARD HOWARD 24JUL2002	NAME - CRIMPBAND, RTM	
0 PLC ± - 1 PLC ± - 2 PLC ± - 3 PLC ± .005 4 PLC ± - ANGLES ± -		PRODUCT SPEC -	SIZE A3	
MATERIAL UNS C26000 BRASS	FINISH TIN PLATE	APPLICATION SPEC -	CAGE CODE 00779	DRAWING NO 1601599
-		WEIGHT -	RESTRICTED TO -	
CUSTOMER DRAWING			SCALE 1:1	SHEET 1 OF 1
			REV 0	