

PAGE 1/2

ISSUE 22-03-22

SERIE : SPnT

PART NUMBER : R573523310

## RF CHARACTERISTICS

Number of ways : **3**  
 Frequency range : **0 - 3 GHz**  
 Impedance : **50 Ohms**

Frequency (GHz)	<b>DC - 3</b>
VSWR max	<b>1.20</b>
Insertion loss max	<b>0.20 dB</b>
Isolation min	<b>80 dB</b>
Average power (*)	<b>400 W</b>

## ELECTRICAL CHARACTERISTICS

Actuator : **LATCHING**  
 Nominal current \*\* : **125 mA / RESET : 375 mA \*\*\*\***  
 Actuator voltage (Vcc) : **28V (24 to 30V) / POSITIVE COMMON**  
 Terminals : **solder pins (250°C max. / 30 sec.)**

## MECHANICAL CHARACTERISTICS

Connectors : **TNC female per MIL-C 39012**  
 Life : **2 million cycles per position**  
 Switching Time\*\*\* : **< 15 ms**  
 Construction : **Splashproof**  
 Weight : **< 460 g**

## ENVIRONMENTAL CHARACTERISTICS

Operating temperature range : **-40°C to +85°C**  
 Storage temperature range : **-55°C to +85°C**

(\* Average power at 25°C per RF Path)

(\*\* At 25° C ±10%)

(\*\*\* Nominal voltage ; 25° C)

(\*\*\*\* Reset : supply voltage time 1sec. max. / duty cycle 10%)



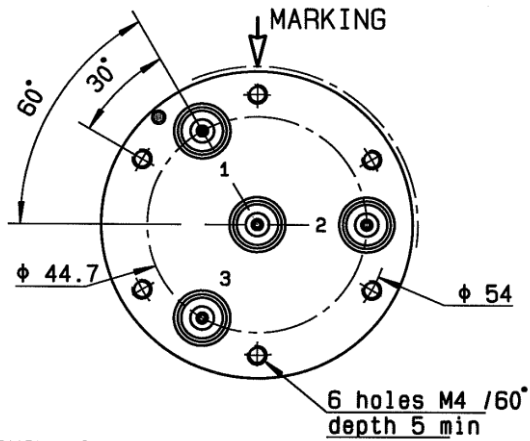
PAGE 2/2

ISSUE 22-03-22

SERIE : SPnT

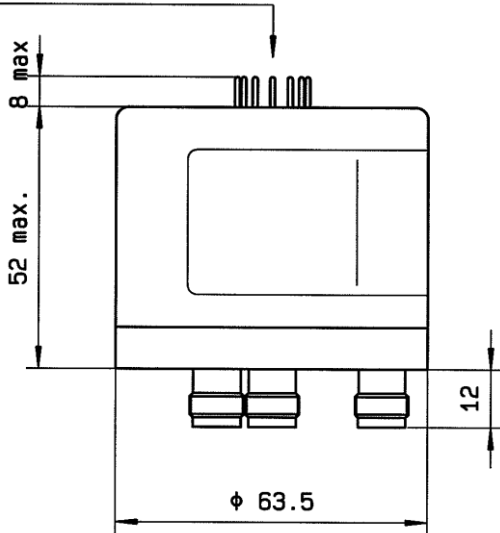
PART NUMBER : R573523310

DRAWING



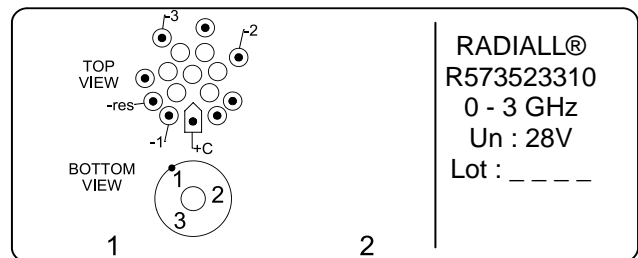
Voltage	RF Continuity
+C -RESET	All ports open
+C -1	IN ↔ 1
+C -2	IN ↔ 2
+C -3	IN ↔ 3

TERMINALS



General tolerances : ±0,5 mm [0,02 in]

LABEL



SCHEMATIC DIAGRAM

