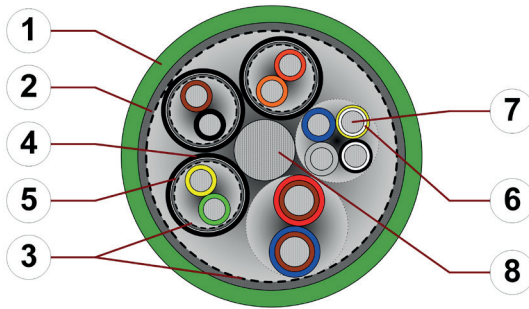


# Data sheet

## chainflex® CF211



Measuring system cable (Class 4.2.2.1) ● For medium duty applications ● PVC outer jacket  
 ● Shielded ● Oil-resistant ● Flame retardant



1. Outer jacket: Pressure extruded, oil-resistant PVC mixture
2. Overall shield: Extremely bending-stable braid made of tinned copper wires
3. Banding: Plastic foil
4. Element jacket: Mechanically high-quality TPE mixture
5. Element shield: Extremely bending-stable wrapping made of tinned copper wires
6. Core insulation: Mechanically high-quality TPE mixture
7. Conductor: Fine-wire strand in highly bending-stable version consisting of tinned copper wires
8. Strain relief: Tensile stress-resistant centre element

**Example image**  
 For detailed overview please see design table

### Cable structure

	<b>Conductor</b>	Very finely stranded special cores of particularly high-flex design made of tinned copper wires.
	<b>Core insulation</b>	Mechanically high-quality TPE mixture.
	<b>Core structure</b>	According to measuring system specification.
	<b>Core identification</b>	According to measuring system specification. ► Product range table
	<b>Element shield</b>	Extremely bending-resistant, tinned copper cover. Coverage approx. 90 % optical
	<b>Element jacket</b>	TPE mixture on pair shielding adapted to suit the requirements in e-chains®.
	<b>Intermediate layer</b>	Foil taping over the outer layer.
	<b>Overall shield</b>	Extremely bending-resistant braiding made of tinned copper wires. Coverage approx. 55 % linear, approx. 80 % optical
	<b>Outer jacket</b>	Low-adhesion, oil-resistant PVC mixture, adapted to suit the requirements in e-chains® (following DIN EN 50363-4-1). <b>Colour:</b> Yellow-green (similar to RAL 6018) <b>Printing:</b> black

„00000 m\*\*\* igus chainflex CF211.---① -----② E310776 cRUus AWM

Style -----③ VW-1 AWM I/II A/B 80°C 300V FT1 EAC CE UKCA RoHS-II conform

www.igus.de +++ chainflex cable works +++

\* **Length printing:** Not calibrated. Only intended as an orientation aid.  
 ① / ② Cable identification according to Part No. (see technical table).  
 ③ Printing of the UL Style (see certifications for details).  
 Example: ... chainflex **CF211.011 (4x(2x0.34)+4x0.5)C E310776 ...**



igus 36-month chainflex cable guarantee and service life calculator based on 2 billion test cycles per year



# Data sheet

## chainflex® CF211



Measuring system cable (Class 4.2.2.1) ● For medium duty applications ● PVC outer jacket  
● Shielded ● Oil-resistant ● Flame retardant



Example image  
igus® chainflex® CF211

### Dynamic information

	<b>Bend radius</b>	e-chain® linear flexible fixed	minimum 10 x d minimum 8 x d minimum 5 x d
	<b>Temperature</b>	e-chain® linear flexible fixed	+5 °C up to +70 °C -5 °C up to +70 °C (following DIN EN 60811-504) -15 °C up to +70 °C (following DIN EN 50305)
	<b>v max.</b>	unsupported gliding	5 m/s 3 m/s
	<b>a max.</b>		30 m/s <sup>2</sup>
	<b>Travel distance</b>		Unsupported travels and up to 10 m for gliding applications, Class 2

These values are based on specific applications or tests. They do not represent the limit of what is technically feasible.

### Guaranteed service life according to guarantee conditions

Double strokes	5 million	7.5 million	10 million
<b>Temperature, from/to [°C]</b>	<b>R min. [factor x d]</b>	<b>R min. [factor x d]</b>	<b>R min. [factor x d]</b>
+5/+15	12.5	13.5	14.5
+15/+60	10	11	12
+60/+70	12.5	13.5	14.5

Minimum guaranteed service life of the cable under the specified conditions.  
The installation of the cable is recommended within the middle temperature range.

### Electrical information

	<b>Nominal voltage</b>	50 V 300 V (following UL)
	<b>Testing voltage</b>	500 V



# Data sheet













## chainflex® CF211



Measuring system cable (Class 4.2.2.1) ● For medium duty applications ● PVC outer jacket  
● Shielded ● Oil-resistant ● Flame retardant

### Properties and approvals



	<b>Oil resistance</b>	Oil-resistant (following DIN EN 50363-4-1), Class 2
	<b>Flame retardant</b>	According to IEC 60332-1-2, Cable Flame, VW-1, FT1, FT2 / Horizontal Flame
	<b>Silicone-free</b>	Free from silicone which can affect paint adhesion (following PV 3.10.7 – status 1992)
	<b>UL verified</b>	Certificate No. B129699: „igus 36-month chainflex cable guarantee and service life calculator based on 2 billion test cycles per year“
	<b>UL/CSA AWM</b>	See table UL/CSA AWM for details
	<b>NFPA</b>	Following NFPA 79-2018, chapter 12.9
	<b>EAC</b>	Certificate No. RU C-DE.ME77.B.00295/19 (TR ZU)
	<b>REACH</b>	In accordance with regulation (EC) No. 1907/2006 (REACH)
	<b>Lead-free</b>	Following 2011/65/EC (RoHS-II/RoHS-III)
	<b>Cleanroom</b>	According to ISO Class 2. The outer jacket material of this series complies with CF5.10.07 - tested by IPA according to standard DIN EN ISO 14644-1
	<b>CE</b>	Following 2014/35/EU
	<b>UKCA</b>	In accordance with the valid regulations of the United Kingdom (as at 08/2021)



igus 36-month chainflex cable guarantee and service life calculator based on 2 billion test cycles per year



# Data sheet

## chainflex® CF211



Measuring system cable (Class 4.2.2.1) ● For medium duty applications ● PVC outer jacket  
● Shielded ● Oil-resistant ● Flame retardant

### Properties and approvals

#### UL/CSA AWM Details

Part No.	UL style core insulation	UL style outer jacket	UL Voltage Rating [V]	UL Temperature Rating [°C]
CF211.001	10467	2464	300	80
CF211.002	10467	2464	300	80
CF211.004	10467	2464	300	80
CF211.006	10467	2464	300	80
CF211.009	10467	2464	300	80
CF211.010	10467	2464	300	80
CF211.011	10467	2464	300	80
CF211.014	10467	2464	300	80
CF211.015	10467	2464	300	80
CF211.016	10467	2464	300	80
CF211.017	10467	2464	300	80
CF211.018	10467	2464	300	80
CF211.019	10467	2464	300	80
CF211.022	10467	2464	300	80
CF211.024	10467	2464	300	80
CF211.027	10467	2464	300	80
CF211.028	11602	20601	300	80
CF211.032	10467	2464	300	80
CF211.033	10467	2464	300	80
CF211.036	10467	2464	300	80
CF211.037	10467	2464	300	80
CF211.038	10467	2464	300	80
CF211.039	10467	2464	300	80
CF211.041	10467	2464	300	80
CF211.042	10467	2464	300	80



igus 36-month chainflex cable guarantee and service life calculator based on 2 billion test cycles per year



Example image

# Data sheet

## chainflex® CF211

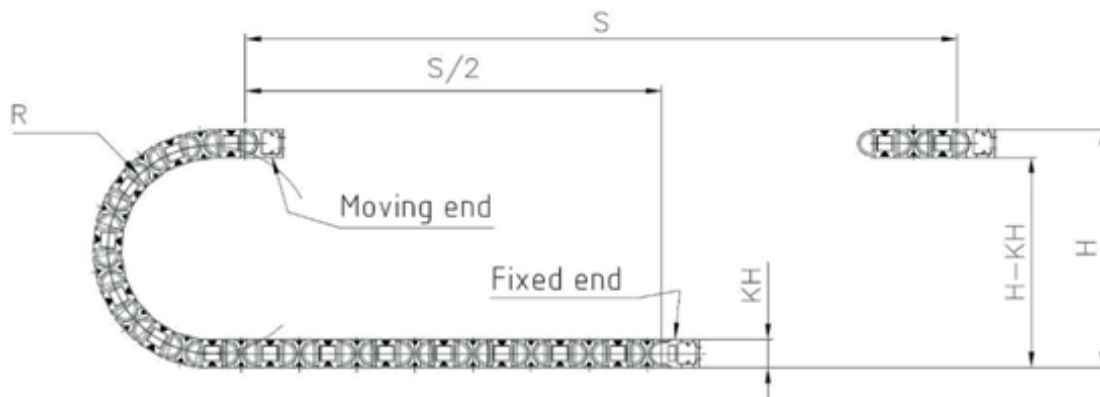


Measuring system cable (Class 4.2.2.1) ● For medium duty applications ● PVC outer jacket  
 ● Shielded ● Oil-resistant ● Flame retardant



### Typical lab test setup for this cable series

Test bend radius R	approx. 75 - 135 mm
Test travel S	approx. 1 - 15 m
Test duration	minimum 2 - 4 million double strokes
Test speed	approx. 0.5 - 2 m / s
Test acceleration	approx. 0.5 - 1.5 m / s <sup>2</sup>



### Typical application areas

- For medium duty applications, Class 4
- Unsupported travel distances and up to 10 m for gliding applications, Class 2
- Light oil influence, Class 2
- No torsion, Class 1
- Preferably indoor applications, but also outdoor ones at temperatures > 5 °C
- Storage and retrieval units for high-bay warehouses, machining units/package machines, Handling, indoor cranes, Wood/stone processing



igus 36-month chainflex cable guarantee and service life calculator based on 2 billion test cycles per year



Example image

# Data sheet

## chainflex® CF211



Measuring system cable (Class 4.2.2.1) ● For medium duty applications ● PVC outer jacket  
● Shielded ● Oil-resistant ● Flame retardant



### Technical tables:

#### Mechanical information

Part No.	Number of cores and conductor nominal cross section [mm <sup>2</sup> ]	Outer diameter (d) max. [mm]	Copper index [kg/km]	Weight [kg/km]
CF211.001	(3x(2x0.14)C)+(4x0.14)+(2x0.5)C	9.0	64	100
CF211.002	(3x(2x0.14)C)+2x(0.5)C	9.5	66	106
CF211.004	(2x(2x(2x0.14)))+(4x0.14)C+(4x0.5)C	10.0	70	115
CF211.006	(3x(2x0.14)C)+(4x0.14)+(4x0.25)+(2x0.5)C	10.0	76	122
CF211.009	(4x(2x0.25))+2x0.5C	8.0	49	79
CF211.010	(4x(2x0.25))+2x1.0C	8.5	61	92
CF211.011	(4x(2x0.34))+4x0.5C	9.5	72	109
CF211.014	(4x(2x0.25)C)+(2x0.5)C	10.5	77	124
CF211.015	(4x(2x0.14))+4x0.5C	8.5	54	86
CF211.016	(3x(2x0.25)C)C	9.0	51	89
CF211.017	(4x(2x0.14)+(4x0.14)C)+4x1.0C	10.0	92	134
CF211.018	(2x(2x0.25))+2x0.5C	6.5	34	54
CF211.019	(3x(2x0.25)C)+(3x0.25)+2x1.0C	10.0	86	125
CF211.022	((2x0.25)+5x0.5)C	7.0	46	71
CF211.024	((4x0.14)+2x(2x0.34))C	7.0	36	61
CF211.027	(5x(2x0.14))+2x0.5C	8.0	45	75
CF211.028	(2x(2x0.15)+(2x0.38))C	7.5	40	77
CF211.032	3x(2x0.14)C+(3x0.14)C	8.0	35	79
CF211.033	4x(2x0.14)C+2x(1.0)C	9.5	64	112
CF211.036	(5x(2x0.25))C	8.0	42	69
CF211.037	(6x(2x0.25))C	8.5	51	83
CF211.038	(3x(2x0.14)+(2x0.34))C	7.5	33	62
CF211.039	(4x(2x0.14)C)+2x(0.5)C	10.0	77	125
CF211.041	(2x(2x0.18))+5x0.5C	7.5	49	79
CF211.042	(3x(2x0.18))+6x0.5C	8.5	62	98

**Note:** The given outer diameters are maximum values and may tend toward lower tolerance limits.  
G = with green-yellow earth core x = without earth core



igus 36-month chainflex cable guarantee and service life calculator based on 2 billion test cycles per year



The final maximum current rating depends among other things on the ambient conditions, the type of the installation and the number of loaded cores.

# Data sheet

## chainflex® CF211



Measuring system cable (Class 4.2.2.1) ● For medium duty applications ● PVC outer jacket  
● Shielded ● Oil-resistant ● Flame retardant



Example image

### Technical tables:

#### Electrical information

Conductor nominal cross section [mm <sup>2</sup> ]	Maximum conductor resistance at 20 °C (following DIN EN 50289-1-2) [Ω/km]	Maximum current rating at 30 °C [A]
0.14	145.0	2.5
0.15	146.0	2.5
0.18	105.0	3
0.25	85.0	5
0.34	62.0	7
0.38	60.0	7
0.5	42.0	10
1.0	21.0	17



igus 36-month chainflex cable guarantee and service life calculator based on 2 billion test cycles per year



The final maximum current rating depends among other things on the ambient conditions, the type of the installation and the number of loaded cores.

# Data sheet

## chainflex® CF211



Measuring system cable (Class 4.2.2.1) ● For medium duty applications ● PVC outer jacket  
 ● Shielded ● Oil-resistant ● Flame retardant

### Design table

Part No.	Core group	Colour code	Core design
CF211.001	3x(2x0.14)C	green/yellow, black/brown, red/orange	
	(4x0.14)	grey/blue/white-yellow/white-black	
	(2x0.5)	brown-red, brown-blue	
CF211.002	3x(2x0.14)C	green/yellow, black/brown, red/orange	
	2x(0.5)C	black, red	
CF211.004	2x(2x(2x0.14))	(brown/green)/(yellow/violet), (grey/pink)/(red/black)	
	(4x0.14)C	yellow-black/red-black/green-black/blue-black	
	(4x0.5)	brown-green/white-green/blue/white	
CF211.006	3x(2x0.14)C	green/yellow, black/brown, red/orange	
	(4x0.14)	grey/blue/white-yellow/white-black	
	(4x0.25)	brown-yellow/brown-grey/green-black/green-red	
	(2x0.5)	brown-red, brown-blue	
CF211.009	4x(2x0.25)	brown/green, blue/violet, grey/pink, red/black	
	2x0.5	white, brown	
CF211.010	4x(2x0.25)	brown/green, blue/violet, grey/pink, red/black	
	2x1.0	white, brown	
CF211.011	4x(2x0.34)	black/brown, red/orange, green/yellow, blue/violet	
	4x0.5	black-white, red-white, yellow-white, blue-white	



Example image



igus 36-month chainflex cable guarantee and service life calculator based on 2 billion test cycles per year





# Data sheet

## chainflex® CF211



Measuring system cable (Class 4.2.2.1) ● For medium duty applications ● PVC outer jacket  
 ● Shielded ● Oil-resistant ● Flame retardant

### Design table

Part No.	Core group	Colour code	Core design
CF211.014	4x(2x0.25)C	white/brown, green/yellow, grey/pink, blue/red	
	(2x0.5)	black no. 1/black no. 2	
CF211.015	4x(2x0.14)	brown/green, yellow/violet, grey/pink, red/black	
	4x0.5	blue, white, brown-green, white-green	
CF211.016	3x(2x0.25)C	white/brown, green/yellow, grey/pink	
	4x(2x0.14)	red/black, brown/green, yellow/violet, grey/pink	
CF211.017	(4x0.14)C	blue-black/yellow-black/red-black/green-black	
	4x1.0	white-green, brown-green, blue, white	
	2x(2x0.25)	red/black, grey/pink	
CF211.018	2x0.5	white, brown	
	3x(2x0.25)C	brown/green, grey/pink, red/black	
CF211.019	(3x0.25)	blue/violet/yellow	
	2x1.0	white, brown	
	(2x0.25)	white/brown	
CF211.022	5x0.5	green, yellow, grey, pink, blue	



Example image



igus 36-month chainflex cable guarantee and service life calculator based on 2 billion test cycles per year



# Data sheet

## chainflex® CF211



Measuring system cable (Class 4.2.2.1) ● For medium duty applications ● PVC outer jacket  
● Shielded ● Oil-resistant ● Flame retardant

### Design table

Part No.	Core group	Colour code	Core design
CF211.024	(4x0.14)	yellow/grey/violet/pink	
	2x(2x0.34)	white-green/white, brown-green/blue	
CF211.027	5x(2x0.14)	brown/green, yellow/grey, white/violet, red/black, pink/blue	
	2x0.5	white-green, white-red	
CF211.028	2x(2x0.15)	green/yellow, pink/blue	
	(2x0.38)	red/black	
CF211.032	3x(2x0.14)C	green/black, yellow/black, red/black	
	(3x0.14)C	grey/pink/black	
CF211.033	4x(2x0.14)C	yellow/black, red/black, blue/black, green/black	
	2x(1.0)C	white, brown	
CF211.036	5x(2x0.25)	white/brown, green/yellow, grey/pink, blue/red, black/violet	
CF211.037	6x(2x0.25)	white/brown, green/yellow, grey/pink, blue/red, black/violet, grey-pink/red-blue	



Textirahmen\_



# Data sheet

## chainflex® CF211



Measuring system cable (Class 4.2.2.1) ● For medium duty applications ● PVC outer jacket  
 ● Shielded ● Oil-resistant ● Flame retardant



Textirahmen\_

Part No.	Core group	Colour code	Core design
CF211.038	3x(2x0.14)	white/brown, green/yellow, grey/pink	
	(2x0.34)	blue/red	
CF211.039	(4x(2x0.14)C	green/yellow, grey/pink, blue/red, black/violet	
	2x(0.5)C	white, brown	
CF211.041	2x(2x0.18)	white/brown, black/violet	
	5x0.5	blue, violet, green, yellow, grey	
CF211.042	3x(2x0.18)	white/black, red/white, black/red	
	6x0.5	black no. 1, black no. 2, black no. 3, red no. 4, red no. 5, red no. 6	



igus 36-month chainflex cable guarantee and service life calculator based on 2 billion test cycles per year

