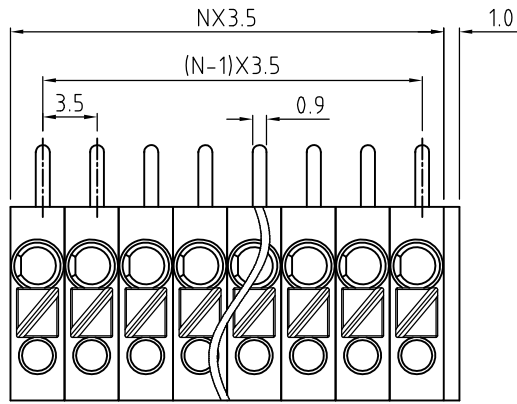
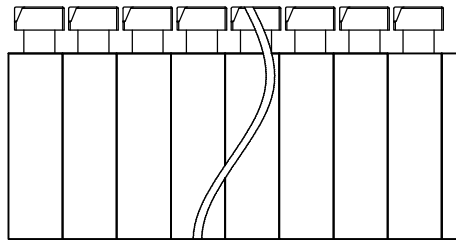


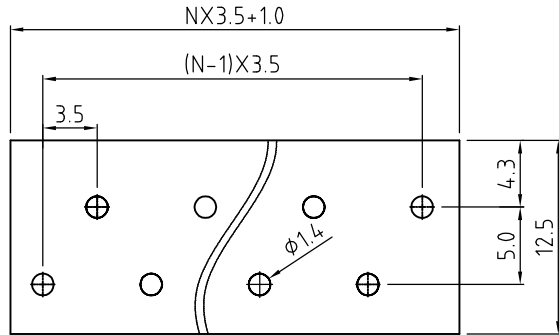
Transfer or duplication of this document as well as the utilisation or communication of its content are not permitted unless express consent is granted. Violations give rise to claims for damages. All rights reserved in case of patent, utility model or design patent registrations.



N=Number of contacts



P.C.B. LAYOUT



Technical Data:

Electrical

Pitch: 3.5MM

Voltage rating: 300V

Current rating: 10 Amps

Contact resistance: 20mΩ(max)

Withstanding Voltage: 2500VAC(1min) Test time=60sec/1pcs

Wire Range:14-22AWG

Wire strip length: 7-8MM

Mechanical:

Operating temperature: -40°C to +105°C

Soldering temperature:

Temperature= 250°C±10°C

5 seconds max

Safety approval:

RoHS Compliance

Part No.:

**OSTHXXX2281**

No. of Poles

02 2 Poles

03 3 Poles

... ..

24 24 Poles

COLOR

0: Black

2: Red

3: Orange

4: Yellow

5: Green

6: Blue

8: Grey (Standard)

Nonstandard colors

Mins could apply

5	Terminal	Copper Alloy	Tin plated	1×N
4	Spring clamp	Stainless steel		1×N
3	Lever	PA66 UL94V-0		1×N
2	Cover	PA66 UL94V-0		1
1	Body	PA66 UL94V-0		1×N
ITEM	NAME OF PART	MATERIAL	NOTES	Q"TY
DWG.	DATE	UNITS: MM	SHEET: 1 OF 1	Tolerance
CHK.	DATE	SCALE: NONE 3:1 (.)	REV.: A	X. ±0.50
APP.	DATE	TITLE: OSTHX SERIES 3.5MM 180° INTERLACE CONTACT (WIRE INLET)		X.X ±0.30
		PART NO. OSTHXXX2281		X.XX ±0.10
		DWG NO. OSTHXXX2281.DWG		X° ±1°

REV	△	DESCRIPTION	CHK.	DATE



ON-SHORE TECHNOLOGY, INC.