

Features

- Standard Vz Tolerance is $\pm 2\%$
- 200mW Power Dissipation
- Halogen Free. "Green" Device (Note 1)
- Moisture Sensitivity Level 1
- Epoxy Meets UL 94 V-0 Flammability Rating
- Lead Free Finish/RoHS Compliant ("P" Suffix Designates RoHS Compliant. See Ordering Information)

Maximum Ratings

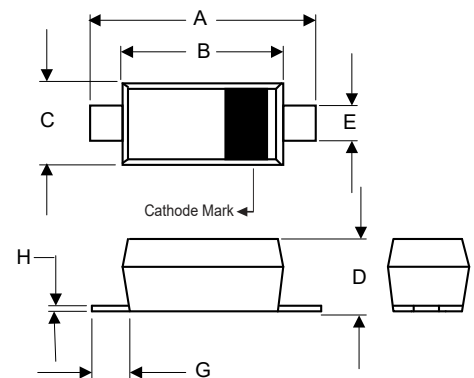
- Operating Junction Temperature Range: -55°C to $+150^{\circ}\text{C}$
- Storage Temperature Range: -55°C to $+150^{\circ}\text{C}$
- Thermal Resistance : 625°C/W Junction To Ambient

Parameter	Symbol	Rating	Unit
Power Dissipation	P_D	200	mW
Maximum Forward Voltage	VF	0.9V	$I_F=10\text{mA}$

Note: 1. Halogen free "Green" products are defined as those which contain <900ppm bromine, <900ppm chlorine (<1500ppm total Br + Cl) and <1000ppm antimony compounds.

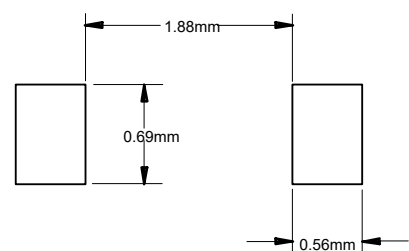
**200 mW
Zener Diode
2.4 to 75 Volts**

SOD-323FL



DIM	INCHES		MM		NOTE
	MIN	MAX	MIN	MAX	
A	0.090	0.107	2.30	2.70	
B	0.063	0.078	1.60	1.95	
C	0.045	0.053	1.15	1.35	
D	0.024	0.035	0.60	0.90	
E	0.010	0.016	0.25	0.40	
G	0.016		0.40		TYP.
H	0.002	0.008	0.05	0.21	

SUGGESTED SOLDER PAD LAYOUT



Electrical Characteristics @ 25°C Unless Otherwise Specified

MCC Part Number	Zener Voltage ⁽²⁾			Maximum Zener Impedance		Maximum Zener Impedance		Maximum Reverse Current		Marking Code
	V _Z @ I _{ZT}			Z _{ZT}	I _{ZT}	Z _{ZK}	I _{ZK}	I _R	V _R	
	Min.(V)	Nom(V)	Max.(V)	Ω	mA	Ω	mA	μA	V	
BZT52B2V4LS	2.45	2.53	2.61	100	5	1000	0.5	120	1.0	2.4
BZT52B2V7LS	2.71	2.80	2.89	110	5	1000	0.5	100	1.0	2.7
BZT52B3V0LS	3.03	3.12	3.20	120	5	1000	0.5	50	1.0	3.0
BZT52B3V3LS	3.34	3.43	3.51	120	5	1000	0.5	20	1.0	3.3
BZT52B3V6LS	3.53	3.60	3.67	100	5	1000	1	10	1.0	3.6
BZT52B3V9LS	3.82	3.90	3.98	100	5	1000	1	5	1.0	3.9
BZT52B4V3LS	4.21	4.30	4.39	100	5	1000	1	5	1.0	4.3
BZT52B4V7LS	4.61	4.70	4.79	100	5	800	1	2	1.0	4.7
BZT52B5V6LS	5.49	5.60	5.71	60	5	400	1	1	1.0	5.6
BZT52B6V2LS	6.08	6.20	6.32	60	5	150	1	1	2.0	6.2
BZT52B6V8LS	6.66	6.80	6.94	40	5	80	1	0.5	3.0	6.8
BZT52B7V5LS	7.35	7.50	7.65	30	5	60	1	0.5	5.0	7.5
BZT52B8V2LS	8.04	8.20	8.36	30	5	60	1	0.5	6.1	8.2
BZT52B9V1LS	8.92	9.10	9.28	30	5	60	1	0.5	6.8	9.1
BZT52B10LS	9.80	10.0	10.20	30	5	70	1	0.1	7.5	10.
BZT52B11LS	10.78	11.0	11.22	30	5	70	1	0.1	8.2	11.
BZT52B12LS	11.76	12.0	12.24	30	5	90	1	0.1	9.0	12.
BZT52B13LS	12.74	13.0	13.26	40	5	110	1	0.1	9.7	13.
BZT52B15LS	14.70	15.0	15.30	45	5	110	1	0.1	11	15.
BZT52B16LS	15.68	16.0	16.32	50	5	170	1	0.1	12	16.
BZT52B18LS	17.64	18.0	18.36	65	5	170	1	0.1	14	18.
BZT52B20LS	19.60	20.0	20.40	85	5	220	1	0.1	15	20.
BZT52B22LS	21.56	22.0	22.44	100	5	220	1	0.1	17	22.
BZT52B24LS	23.52	24.0	24.48	120	5	220	1	0.1	18	24.
BZT52B27LS	26.46	27.0	27.54	150	5	220	1	0.1	20	27.
BZT52B30LS	29.40	30.0	30.60	200	5	220	1	0.1	22	30.
BZT52B33LS	32.34	33.0	33.66	250	5	250	1	0.1	24	33.
BZT52B36LS	35.28	36.0	36.72	300	5	300	1	0.1	27	36.
BZT52B39LS	38.22	39.0	39.78	130	5	350	0.5	0.1	27.3	39.
BZT52B43LS	42.14	43.0	43.86	130	5	350	0.5	0.1	29.4	43.
BZT52B47LS	45.83	47.0	48.17	170	5	1000	0.25	0.1	36	47.
BZT52B51LS	49.73	51.0	52.27	180	5	1300	0.25	0.1	39	51.
BZT52B56LS	54.60	56.0	57.40	200	5	1400	0.25	0.1	43	56.
BZT52B62LS	60.45	62.0	63.55	225	5	1400	0.25	0.1	47	62.
BZT52B68LS	66.30	68.0	69.70	240	5	1600	0.25	0.1	52	68.
BZT52B75LS	73.13	75.0	76.87	265	5	1700	0.25	0.1	56	75.

Note : 2.Pulse width = 10 ms

Curve Characteristics

Fig. 1 - Power Derating Curve

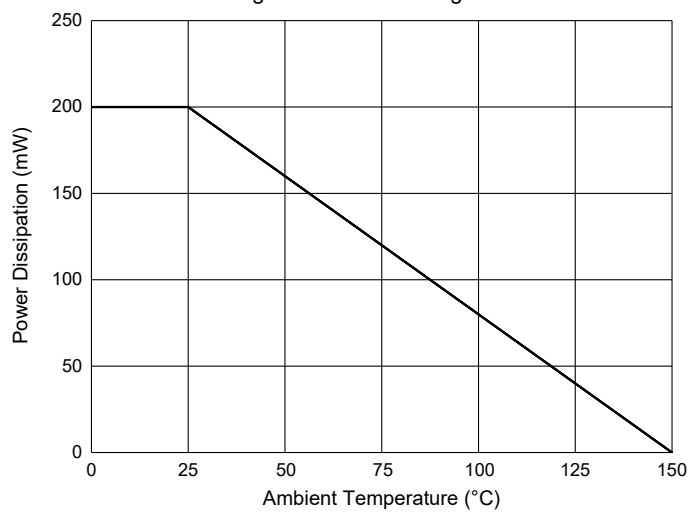
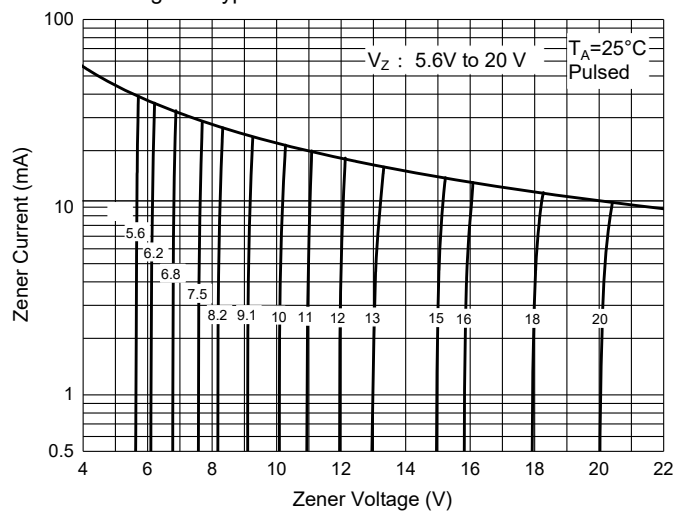


Fig. 2 - Typical Zener Breakdown Characteristics



Ordering Information

Device	Packing
Part Number-TP	Tape&Reel:3Kpcs/Reel

IMPORTANT NOTICE

Micro Commercial Components Corp. reserves the right to make changes without further notice to any product herein to make corrections, modifications , enhancements , improvements , or other changes . **Micro Commercial Components Corp** . does not assume any liability arising out of the application or use of any product described herein; neither does it convey any license under its patent rights ,nor the rights of others . The user of products in such applications shall assume all risks of such use and will agree to hold **Micro Commercial Components Corp** . and all the companies whose products are represented on our website, harmless against all damages. **Micro Commercial Components Corp.** products are sold subject to the general terms and conditions of commercial sale, as published at <https://www.mccsemi.com/Home/TermsAndConditions>.

LIFE SUPPORT

MCC's products are not authorized for use as critical components in life support devices or systems without the express written approval of Micro Commercial Components Corporation.

CUSTOMER AWARENESS

Counterfeiting of semiconductor parts is a growing problem in the industry. Micro Commercial Components (MCC) is taking strong measures to protect ourselves and our customers from the proliferation of counterfeit parts. MCC strongly encourages customers to purchase MCC parts either directly from MCC or from Authorized MCC Distributors who are listed by country on our web page cited below. Products customers buy either from MCC directly or from Authorized MCC Distributors are genuine parts, have full traceability, meet MCC's quality standards for handling and storage. **MCC will not provide any warranty coverage or other assistance for parts bought from Unauthorized Sources.** MCC is committed to combat this global problem and encourage our customers to do their part in stopping this practice by buying direct or from authorized distributors.