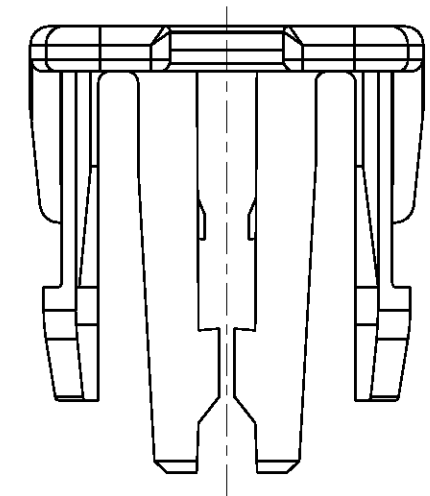
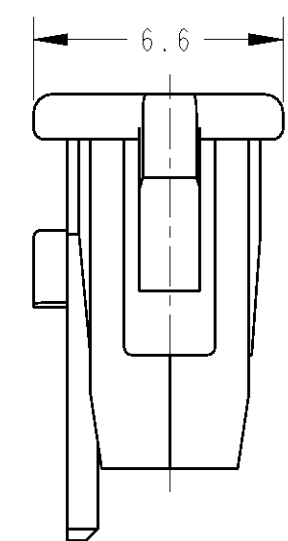
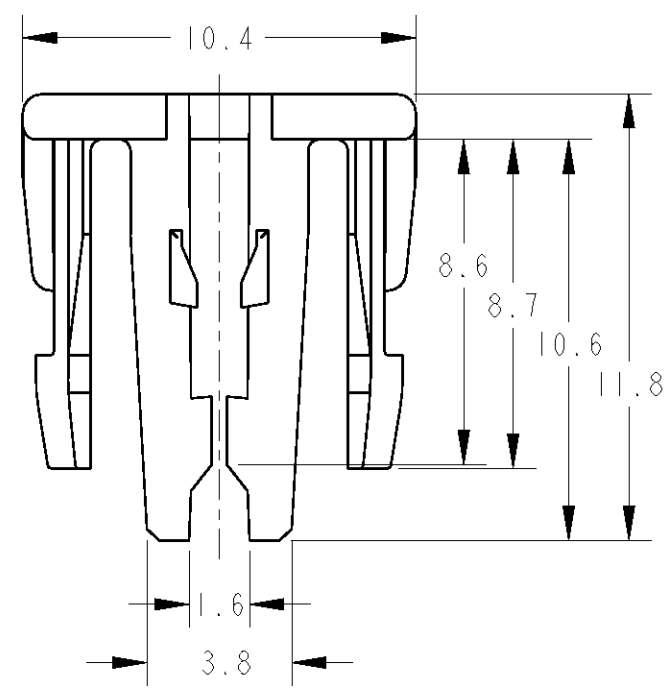
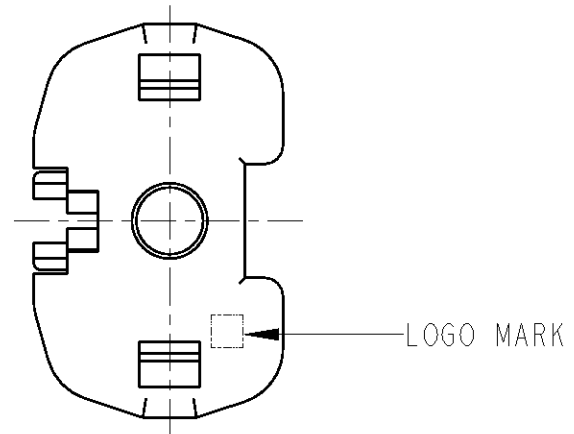


THIS DRAWING IS UNPUBLISHED. RELEASED FOR PUBLICATION 20
 © COPYRIGHT 20 BY TYCO ELECTRONICS CORPORATION. ALL RIGHTS RESERVED.

LOC	DIST	REVISIONS						
		P	LTR	DESCRIPTION	ECN	DATE	DWN	APVD
J	-		0	RELEASED	FJA0-0785-04	05NOV2004	AO	HY
			A	REVISED	ECR-10-007503	19APR2010	TS	KB



1. THIS PRODUCT SHOULD BE USED WITH THE IIDIA SQUIB CONNECTOR COMPACT TYPE PLUG HOUSING (P/N:1612121). THE APPLICABLE SHORT CIRCUIT RING FOR THIS PRODUCT IS P/N 699638, 1473369, 1376766.
 2. INSTRUCTION SHEET: 411-78033

1. 本製品は、IIDIA SQUIB CONNECTOR COMPACT TYPE PLUG HOUSING (P/N:1612121) に装着して使用する。
 本製品に適用可能なショートサーキットリングは、P/N 699638、1473369、1376766である。
 2. 取扱説明書: 411-78033

BLACK	1827120-1
COLOR	PART NUMBER

THIS DRAWING IS A CONTROLLED DOCUMENT FOR TYCO ELECTRONICS CORPORATION. IT IS SUBJECT TO CHANGE AND THE CONTROLLING ENGINEERING ORGANIZATION SHOULD BE CONTACTED FOR THE LATEST REVISION.		DWN A. OKADA 05NOV2004	Tyco Electronics Corporation Kawasaki, Japan													
DIMENSIONS: 単位: 概 mm		CHK T. HAYASHI 05NOV2004														
TOLERANCES UNLESS OTHERWISE SPECIFIED: 一般公差 ±0.2		APVD H. YAMAGAMI 05NOV2004	NAME 名称 IIDIA SQUIB CONNECTOR COMPACT TYPE BUTTON													
<table border="1"> <tr><td>0 PLC</td><td>±</td></tr> <tr><td>1 PLC</td><td>±0.1</td></tr> <tr><td>2 PLC</td><td>±0.01</td></tr> <tr><td>3 PLC</td><td>±0.001</td></tr> <tr><td>4 PLC</td><td>±0.0001</td></tr> <tr><td>ANGLES</td><td>±1.00'</td></tr> </table>		0 PLC	±	1 PLC	±0.1	2 PLC	±0.01	3 PLC	±0.001	4 PLC	±0.0001	ANGLES	±1.00'	PRODUCT SPEC 製品規格 108-5679	SIZE A3	
0 PLC	±															
1 PLC	±0.1															
2 PLC	±0.01															
3 PLC	±0.001															
4 PLC	±0.0001															
ANGLES	±1.00'															
MATERIAL 材料 PBT G30		APPLICATION SPEC 取付適用規格 -	CAGE CODE 00779	DRAWING NO 番号 C=1827120												
FINISH 仕上 SEE TABLE		WEIGHT 0.2 g	RESTRICTED TO -													
CUSTOMER DRAWING			SCALE 尺度 5:1	SHEET 1 OF 1 REV A												