

CKCM25JB0J104M060AA

TDK Item Description : CKCM25JB0J104MT****



Application & Main Feature

Commercial Grade (2 in 1 Array)

Series

CKCM25



Dimensions

L	1.37mm +/-0.15mm
W	1.00mm +/-0.15mm
T	0.60mm +/-0.1mm
C	0.36mm Nom.
P	0.64mm Nom.

Temperature Characteristic

JB (-25 to 85 degC +/-10%)

Rated Voltage

0J (6.3Vdc)

Capacitance

100nF

Capacitance Tolerance

M (+/-20%)

Dissipation Factor

5% Max.

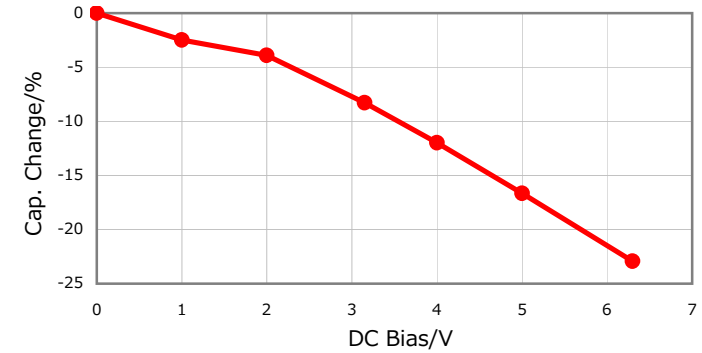
Insulation Resistance

1Gohm Min.

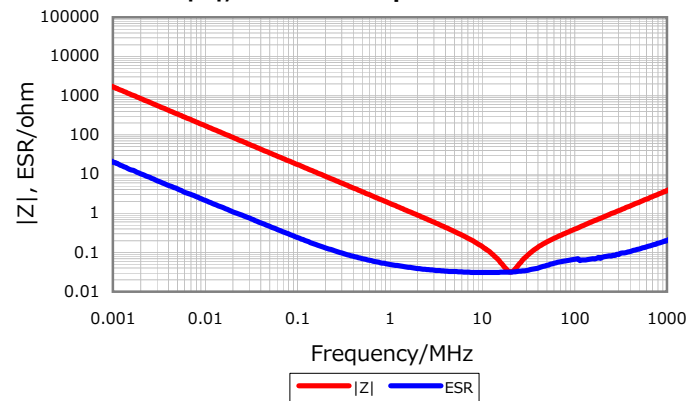
AEC-Q200

Not Applicable

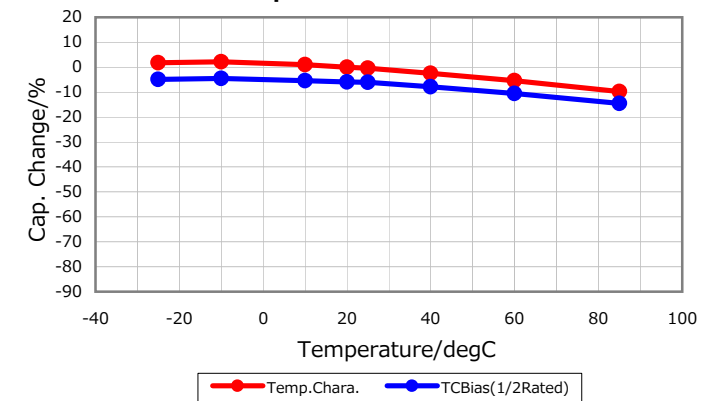
DC Bias Characteristic



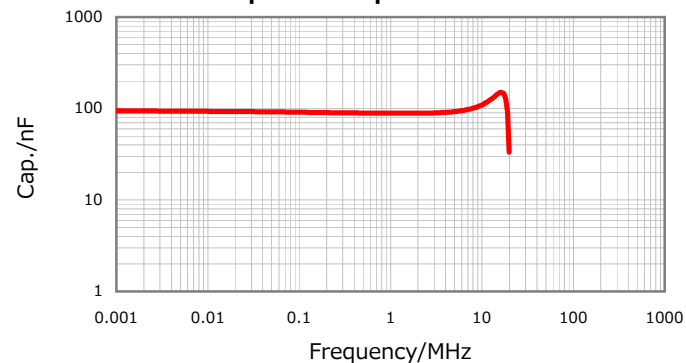
|Z|, ESR vs. Freq. Characteristics



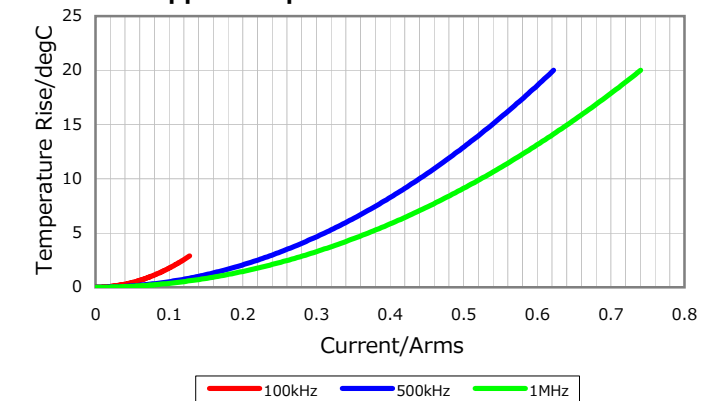
Temperature Characteristics



Cap. vs. Freq. Characteristic



Ripple Temperature Rise Characteristics



Characterization Sheet (Multilayer Ceramic Chip Capacitors)



All specifications are subject to change without notice.

January 4, 2016