

MICRO SWITCH

FREEPORT ILLINOIS, U.S.A
A DIVISION OF HONEYWELL
FED. MFG. CODE 91928

SWITCH-BASIC

CATALOG LISTING
V3L-3288

CQ-X2760

S

V3L-3288

M

DRAWING
NUMBER

8

ISSUE
84

REPLACES

RELEASE NO. PR-14942

CHECK

CHECK

3/2

KAG

4 AUG 86

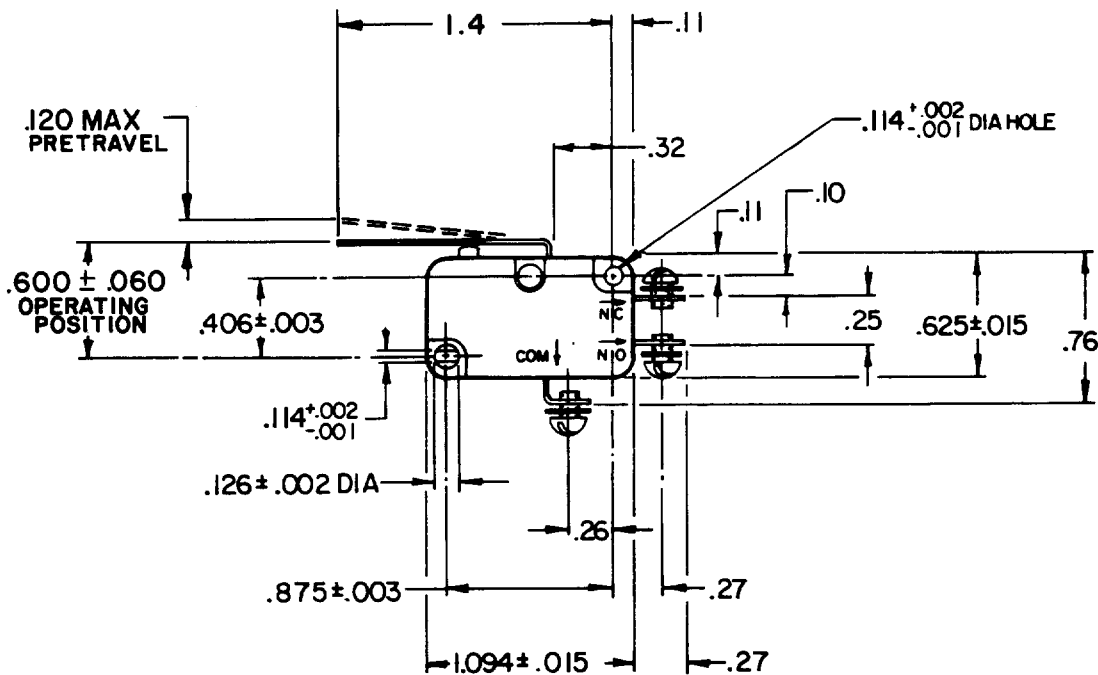
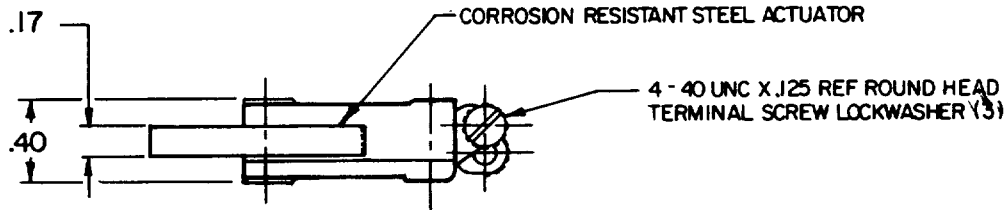
CHECK

1 AUG 86

DRAWN

LJF

FO-52848-A

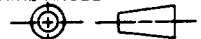


NOTES

1 - (3) VP-10320 SCREWS AND (3) VP-14672 WASHERS
FURNISHED UNASSEMBLED IN BULK

THIS DRAWING COVERS A PROPRIETARY ITEM AND IS THE PROPERTY OF MICRO SWITCH, A DIVISION OF HONEYWELL. THIS DRAWING IS NOT TO BE COPIED OR USED WITHOUT THE APPROVAL OF MICRO SWITCH.

THIRD ANGLE PROJECTION



CHARACTERISTICS

OPERATING FORCE-----88 GRAM MAX
RELEASE TRAVEL----- .017 MIN
RELEASE FORCE----- 6 GRAM MIN
DIFFERENTIAL TRAVEL-----.032 MAX
OVERTRAVEL-----.090 MIN

ELECTRICAL DATA

CONTACT ARRANGEMENT
S P D T

L83
15.1A 1/2HP 125 OR 250 VAC
1/2A 125 VDC, 1/4A 250 VDC
5A 125 VAC "L"



SCALE FULL

DO NOT SCALE PRINT

TOLERANCES

APPLY TO DESIGN UNITS. CONVERSIONS ARE ONLY FOR REFERENCE. UNLESS NOTED, TOLERANCES ARE ±

DIM.	TOL.		DIM.	TOL.	
	mm	mm/in		in	mm/in
NO PLACES	X	1/64	XX	0.0103	
ONE PLACE	X,X	0.4/016	XX	0.387/016	
TWO PLACES	X,XX	0.16/008	XX	0.137/006	
THREE PLACES	X,XX		XXX		
ANGLES					

SI METRIC

US CUSTOMARY

DESIGN UNITS

WEIGHT