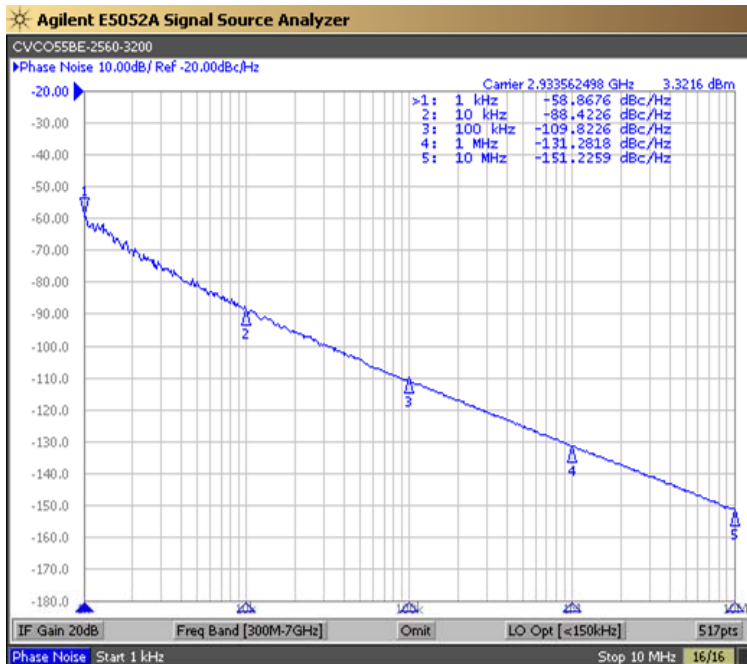


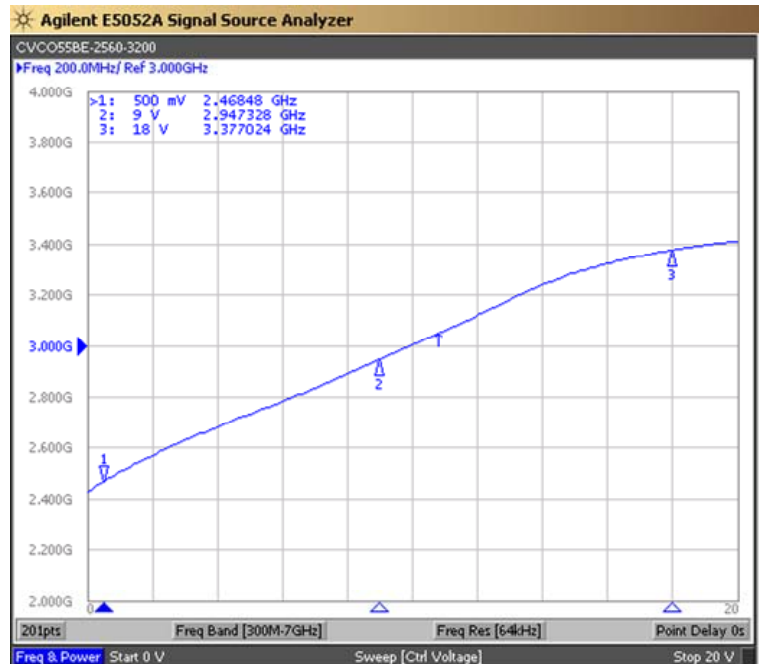


PERFORMANCE SPECIFICATION	MIN	TYP	MAX	UNITS
Lower Frequency:			2560	MHz
Upper Frequency:	3200			MHz
Tuning Voltage:	0.5		18.0	VDC
Supply Voltage:	9.5	10.0	10.5	VDC
Output Power:	0	+5.0	+10.0	dBm
Supply Current:			25	mA
Harmonic Suppression (2 nd Harmonic):		-25	-20	dBc
Pushing:			5.0	MHz/V
Pulling, all Phases:			20.0	MHz pk-pk
Tuning Sensitivity:		110		MHz/V
Phase Noise @ 10kHz offset:		-90	-86	dBc/Hz
Phase Noise @ 100kHz offset:		-110	-106	dBc/Hz
Load Impedance:		50		Ω
Input Capacitance:			50	pF
Operating Temperature Range:	-40		+85	$^{\circ}\text{C}$
Storage Temperature Range:	-45		+90	$^{\circ}\text{C}$

Phase Noise (1 Hz BW, Typical)



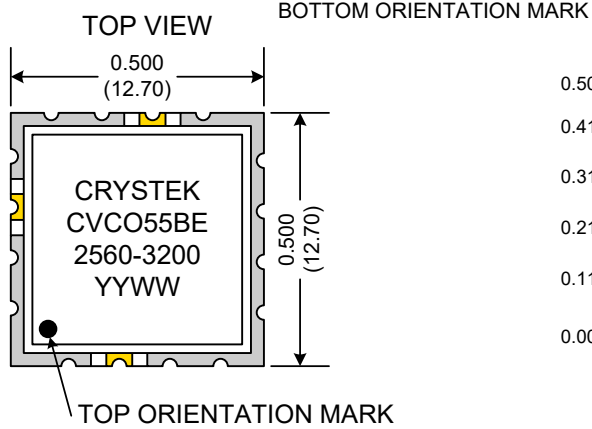
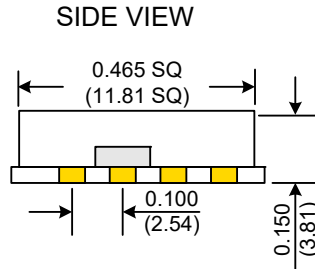
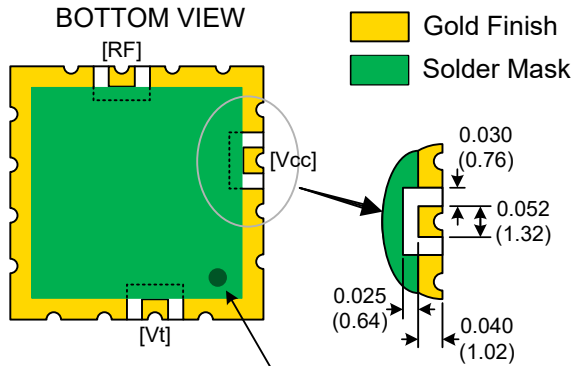
Tuning Curve (Typical)



Product Control:

Crystek Part Number:	CVCO55BE-2560-3200	Release Date:	03-Aug-2018
Revision Level:	G	Responsible:	C. Vales

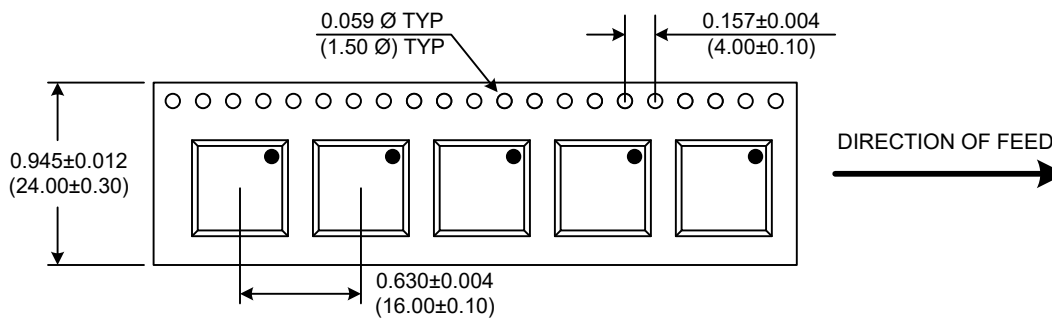




Pad	Connection
2	Vt
10	RF-OUTPUT
14	Vcc
Others	GROUND

- Unless otherwise specified, Dimensions are in: $\frac{IN}{(mm)}$
- Pad Location Dimensions are in: Inches

TAPE AND REEL



Drawing not to scale

Product Control:

Crystek Part Number:	CVCO55BE-2560-3200	Release Date:	03-Aug-2018
Revision Level:	G	Responsible:	C. Vales

Specification is subject to change without notice