

## SUMMARY



*Image is for illustrative purpose only*

### # Wires

Low	6
High	0
Coax	0
Triax	0
Quad	0
Fiber	0
Fluidic	0

### Download

[Request a quote](#)

[Catalog](#)

Series	1K
Termination type	Male solder
IP rating	68
Cable Ø	0.00 - 0.00 mm
Matching parts	FGL.1K.306.CLLC50
Status	
Alternative part	

## TECHNICAL DETAILS

### Mechanics

Shell Style/Model	EG*: Fixed receptacle, nut fixing
Keying	2 keys (gamma=75, plug: female contacts, receptacle: male contacts)
Housing Material	Brass (chrome plated) shell and collet nut, nickel plated brass latch sleeve and mid pieces
Cable Fixing	∅ 0 - 0 mm
Variant	

### Performance

Configuration	1K.306 : 6 Low Voltage
Insulator	L: PEEK (UL 94 / V-0/3.2, depends on material thickness)
Rated Current	7 Amps

### Specifications

Contact Type: Solder
Max. Matings: 5000
Contact Dia.: 0.7 mm (0.028in)
Bucket Dia.: 0.8 mm (0.031in)
Max. Stranded Conductor: 0.34 mm <sup>2</sup> (AWG 22)
Max. Conductor: 0.34 mm <sup>2</sup> (AWG 22)

R (max): 6.1 mOhm  
 Vtest (contact-shell): 1200 V (AC), 1700 V (DC)  
 Vtest (contact-contact): 1050 V (AC), 1490 V (DC)

## Others

Endurance (Shell): 5000 mating cycles  
 Temp (min / max): -55°C / +200°C  
 Humidity (max): <=95% [at 60 deg C / 140 F]  
 Vibration: 15 g [10 Hz - 2000 Hz]  
 Shock Resistance: 100 g [ 6 ms]  
 Salt Spray Corrosion: >1000 hr  
 Climatical Category: 50/175/21  
 Shielding (min): 95 dB (10 MHz)  
 Shielding (min): 80 dB (1 GHz)  
 IP Rating: 68

## DRAWINGS

### Draws



### Dimensions





















	A	B	E	L	M	N	S1	S3	e
mm.	20	21.5	9	27	4.5	25.1	14.5	19	M16x1.0
in.	0,79	0,85	0,35	1,06	0,18	0,99	0,57	0,75	

## RECOMMENDED BY LEMO

### Tools

None

## Cables

CMN.06.T22.055PGCE	PVC	GREY	
CMN.06.T22.055PGZE		Grey	
CMN.06.T22.055PNCE	PVC	Black	
CMN.06.T22.055PNZE			
CMN.06.T26.037QGZE	TPR (medical)	Grey	
CMN.06.T28.031PGCE	PVC	GREY	
CMN.06.T28.031PGZE		Grey	
CMN.06.T28.031PNCE	PVC	Black	
CMN.06.T28.031PNZE			
CMN.06.T28.042QBCE	TPR (medical)		
CMN.06.T28.044PGCE	PVC	GREY	
CMN.06.T28.044PGZE		Grey	
CMN.06.T28.044PNCE	PVC	Black	
CMN.06.T28.044PNZE			
006 280	PVC	Black	
012 080	PVC	Grey	
060 260	PTFE	White	
106 220	PVC	Black	
106 240	PTFE	White	
160 140	PVC	Grey	
160 240	PVC	Black	
160 260	PVC	Black	
260 250	PVC	Grey	