
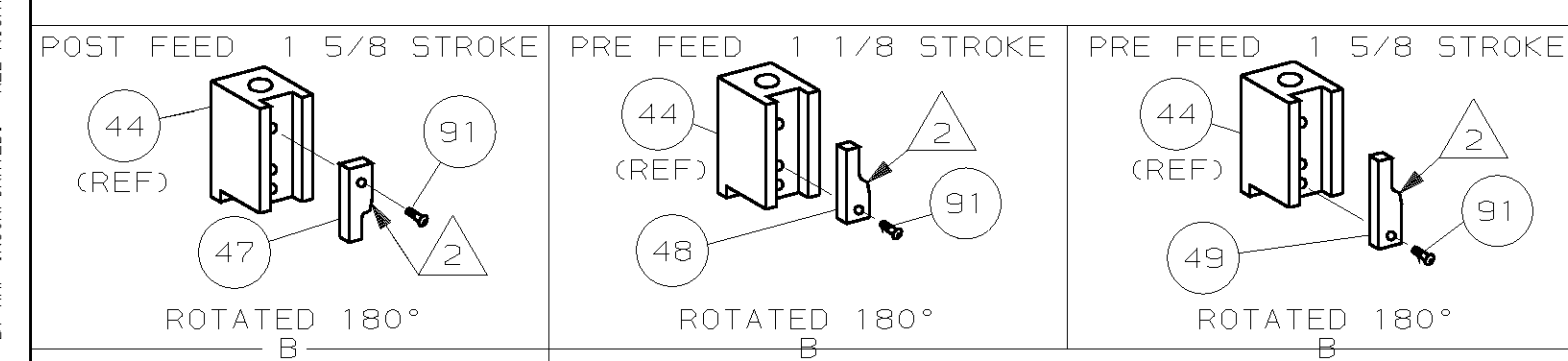
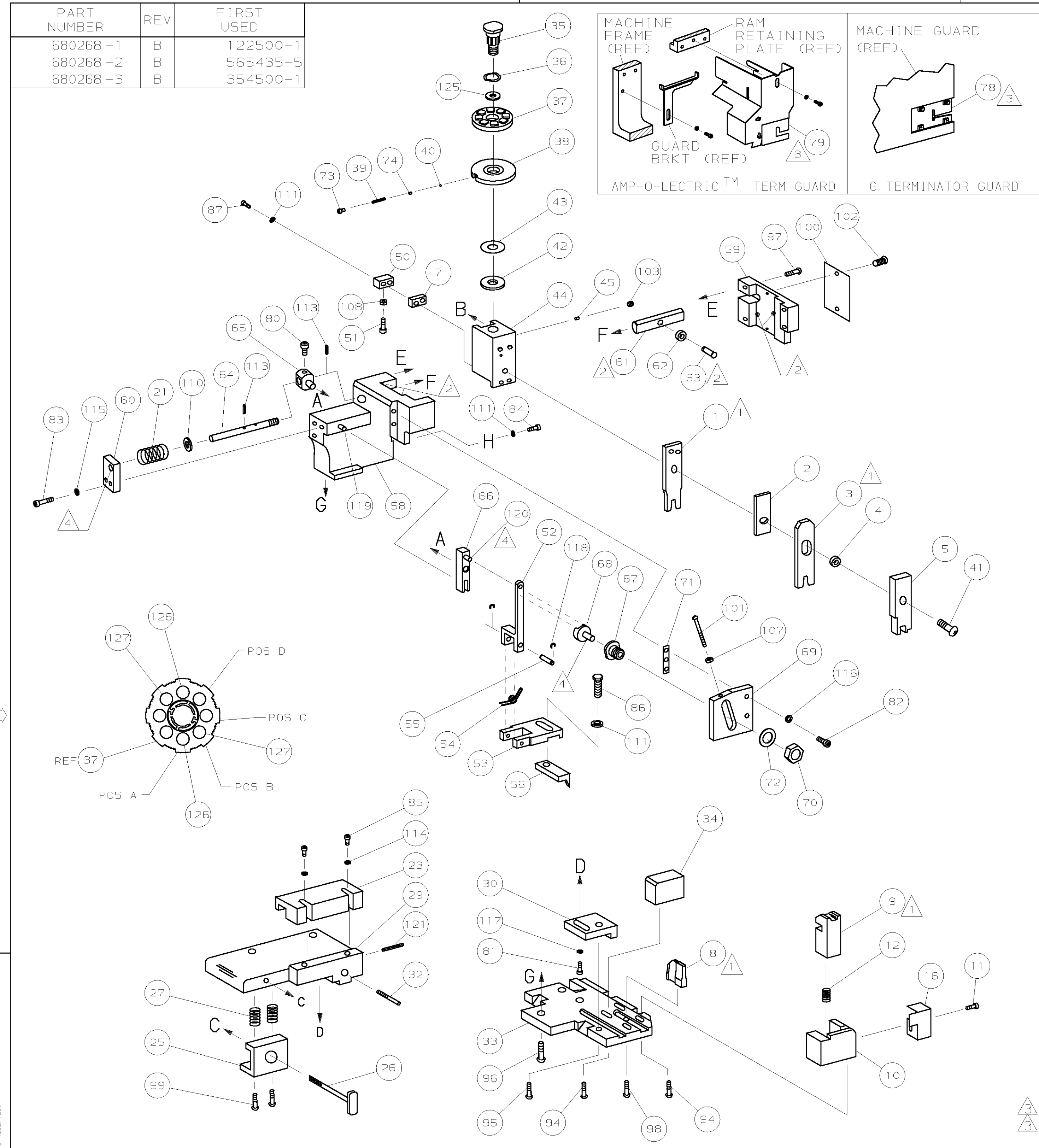


PART NUMBER	REV	FIRST USED
680268-1	B	122500-1
680268-2	B	565435-5
680268-3	B	354500-1



- 1 RECOMMENDED SPARE PARTS.
- 2 GREASE LIGHTLY.
- 3 GUARD MUST BE IN PLACE WHEN OPERATING APPLICATOR IN A BENCH MACHINE.
- 4 LUBRICATE DAILY USING NO. 20 MACHINE OIL.
- 5. ITEMS WITH QTY OF REF SPECIFIED (EXCEPT ITEMS 78 AND 79) ARE USED ON ITEM 46.

TERMINAL NAME: TERMINAL		CRIMPING DATA			
AMP P/N	MFG P/N	PAD LTR	CRIMP HEIGHT	WIRE SIZE	
356051-1	19205994	A	.101 ±.002 [2.57 ±0.05mm]	6 mm ²	
		B	.094 ±.002 [2.39 ±0.05mm]	4 mm ²	
		C	NOT	USED	
		D	NOT	USED	
WIRE	SIZE	TYPE	RANGE		
	.180 [4.57mm]	F	4mm ² - 6mm ²		
INSUL	SIZE	TYPE	RANGE		
	.300 [7.62mm]	F			
WIRE STRIP LENGTH	TERM APPL SPEC	FEED	APPL INSTRUCTION	SET UP GAGE	LAYOUT
-	NONE	1.143	408-8040	458637-1	L1738

QTY	REF	U/M	DWG SIZE	PART NO	DESCRIPTION	ITEM NO	
129						129	
128						128	
2	2	2	-	C	3-354778-9	PIN, WIRE DISC (.2690)B	127
2	2	2	-	C	2-354778-5	PIN, WIRE DISC (.2620)A	126
1	1	1	-	A	986950-1	WASHER, FLAT PRECISION	125
1	1	1	-	A	217238-1	DOCUMENTATION PACKAGE	124
1	1	1	-	-	4088040	SF APPL INST 408-8040	123
						122	
1	1	1	-	A	4-21028-0	PIN, SLT SPR (ø.093x.75)ST GDF PL	121
1	1	1	-	A	1-21030-1	PIN, DOWEL (ø.187x.50)LEVER	120
1	1	1	-	A	1-21030-6	PIN, DOWEL (ø.187x1.25)HOUSING	119
2	2	2	-	A	21045-3	RING, RET "C" (ø.187)FD FING PIN	118
2	2	2	-	A	21024-5	WASHER, LOCK (#10)ADJ BLOCK	117
2	2	2	-	A	21024-5	WASHER, LOCK (#10)ADJ PLATE	116
2	2	2	-	A	21024-5	WASHER, LOCK (#10)FEED GDE ROD	115
2	2	2	-	A	21024-2	WASHER, LOCK (#4)FRONT STP GUIDE	114
2	2	2	-	A	5-21028-1	PIN, SLT SPR (ø.125x.50)ADJ ROD	113
						112	
4	4	4	-	A	21024-4	WASHER, LOCK (#8) STRIPPER	111
1	1	1	-	A	21899-4	WASHER, FLAT (ø5/16) SCREW ADJ	110
						109	
1	1	1	-	A	21018-5	NUT, HEX (NO. 6)HOLDDOWN	108
1	1	1	-	A	21018-5	NUT, HEX (6-32)FEED ADJ	107
						106	
						105	
						104	
1	1	1	-	A	21009-2	SCR, SKT 5ET (1/4-20x.25 LW)RAM	103
2	2	2	-	A	21017-2	SCR, DRIVE (#2x.19) ID PLATE	102
1	1	1	-	A	6-23715-5	SCR, PAN HD (6-32x1.50)FEED ADJ	101
1	1	1	-	B	461264-1	PLATE, IDENTIFICATION	100
2	2	2	-	A	3-21002-0	SCR, BHC (10-32x.88)DRAG	99
1	1	1	-	A	22733-8	SCR, BHC (8-32x.38 LW)ANVIL	98
2	2	2	-	A	2-21002-9	SCR, BHC (10-32x.75)CAP	97
3	3	3	-	A	2-22733-8	SCR, BHC (1/4-20x.62)HOUSING	96
1	1	1	-	A	2-21002-7	SCR, BHC (10-32x.50)56 ADJ BLOCK	95
4	4	4	-	A	2-21002-2	SCR, BHC (8-32x.50)TERM H DWN	94
						93	
						92	
1	1	1	-	A	1-21002-7	SCR, BHC (6-32x.38)CAM	91
						90	
						89	
						88	
2	2	2	-	A	2-21000-8	SCR, SHC (8-32x.62)DEP-HOLD	87
1	1	1	-	A	2-22603-0	SCR, HEX HD (8-32x.31)FEED FINGER	86
2	2	2	-	A	1-21000-6	SCR, SHC (4-40x.62)F ST GUIDE	85
1	1	1	-	A	2-21000-7	SCR, SHC (8-32x.50)STRIPPER	84
2	2	2	-	A	3-21000-7	SCR, SHC (10-32x.75)FEED ROD GD	83
2	2	2	-	A	3-21000-6	SCR, SHC (10-32x.62)FD ADJ BLK	82
1	1	1	-	A	3-21000-4	SCR, SHC (10-32x.38)56 ADJ BL	81
1	1	1	-	A	3-21000-4	SCR, SHC (10-32x.38)PIVOT BLK	80
-	REF	-	-	B	455749-1	GUARD, WINDOW	79
REF	-	-	-	B	679532-1	INSERT, GUARD	78
						77	
						76	
						75	
1	1	1	-	A	690603-1	SPRING, ASSIST	74
1	1	1	-	A	23030-1	SCR, SHC (6-32x.25 SL)INS DISC	73
1	1	1	-	A	458109-1	WASHER, SPECIAL	72
1	1	1	-	A	690517-1	SPACER	71
-3	-2	-1	U/M	DWG SIZE	PART NO	DESCRIPTION	ITEM NO

QTY	REF	U/M	DWG SIZE	PART NO	DESCRIPTION	ITEM NO	
1	1	1	-	B	22594-8	NUT, HEX (1/2-20)	70
1	1	1	-	B	240628-1	PLATE, ADJUSTMENT	69
1	1	1	-	B	240626-1	SHAFT, PIVOT	68
1	1	1	-	B	240633-1	BUSHING	67
1	1	1	-	A	455680-1	LEVER, INTERMEDIATE	66
1	1	1	-	B	240629-1	BLOCK, PIVOT	65
1	1	1	-	A	240632-2	SCREW, ADJ FEED ROD	64
1	1	1	-	B	240659-3	PIN, CAM ROLLER	63
1	1	1	-	B	240658-1	ROLLER, CAM	62
1	1	1	-	B	454398-2	ROD, FEED	61
1	1	1	-	A	454178-1	GUIDE, FEED ROD	60
1	1	1	-	C	454220-1	CAP, RAM	59
1	1	1	-	D	454485-1	HOUSING	58
						57	
1	1	1	-	B	1-694433-6	PAWL, FEED	56
1	1	1	-	B	240624-1	PIN, FEED FINGER	55
1	1	1	-	B	691499-1	SPRING, FEED FINGER	54
1	1	1	-	B	690541-1	HOLDER, FEED FINGER	53
1	1	1	-	A	455679-3	LEVER, TERMINAL FEED ARM	52
1	1	1	-	A	811242-2	BUMPER, HOLDDOWN	51
1	1	1	-	A	690753-1	SPACER, TONKER	50
1	-	-	-	B	690602-6	CAM, PRE-FEED 1 5/8 ST	49
-	1	-	-	B	690602-5	CAM, PRE-FEED 1 1/8 ST	48
-	-	1	-	B	690501-4	CAM, POST-FEED 1 5/8 ST	47
						46	
1	1	1	-	A	690191-1	PLUG, NYLON	45
1	1	1	-	C	455673-1	RAM	44
1	1	1	-	A	690125-1	WASHER, LAMINATED	43
1	1	1	-	A	690124-9	WASHER, RAM	42
1	1	1	-	A	690686-2	BOLT, CRIMPER (5/16x1.00)	41
1	1	1	-	A	23241-6	BALL, STEEL	40
1	1	1	-	A	690170-1	SPRING, COMPRESSION	39
1	1	1	-	C	690142-1	DISC, INSULATION	38
1	1	1	-	D	354777-1	WIRE DISC, PLASTIC	37
1	1	1	-	A	22480-5	WASHER, SPRING	36
1	1	1	-	B	690212-1	POST, RAM	35
1	1	1	-	B	690786-3	SUPPORT, TERMINAL	34
1	1	1	-	D	455675-1	PLATE, BASE	33
1	1	1	-	A	690432-3	SCREW, ADJUSTMENT	32
						31	
1	1	1	-	B	455689-1	BLOCK, STRIP GUIDE ADJ	30
1	1	1	-	C	455671-1	PLATE, STRIP GUIDE	29
						28	
2	2	2	-	A	1-22284-0	SPRING, DRAG	27
1	1	1	-	B	690546-1	LEVER, DRAG RELEASE	26
1	1	1	-	B	240792-1	DRAG, TERMINAL	25
						24	
1	1	1	-	A	679651-4	GUIDE, STRIP (FRONT)	23
1	1	1	-	B	690472-2	STRIPPER	22
1	1	1	-	A	4-22284-9	SPRING, FEED RETURN	21
						20	
						19	
						18	
						17	
1	1	1	-	B	318563-1	GUARD, CHIP, FRONT	16
						15	
						14	
						13	
1	1	1	-	A	5-22280-0	SPRING, SHEAR	12
1	1	1	-	B	690461-2	STOP, SHEAR	11
1	1	1	-	C	1-690459-0	HOLDER, SHEAR (FRONT)	10
1	1	1	-	C	454276-7	SHEAR, FLOAT (FRONT)	9
1	1	1	-	C	318088-6	ANVIL	8
1	1	1	-	C	2-240641-4	SPACER, DEPRESSOR (REAR)	7
						6	
1	1	1	-	C	122399-1	DEPRESSOR, SHEAR (FRONT)	5
1	1	1	-	B	1-238011-2	SPACER, BLOCK CRIMPER	4
1	1	1	-	C	2-683453-5	CRIMPER, INSULATION	3
1	1	1	-	C	1-455888-2	SPACER, CRIMPER	2
1	1	1	-	C	4-458141-5	CRIMPER, WIRE	1
-3	-2	-1	U/M	DWG SIZE	PART NO	DESCRIPTION	ITEM NO

THIS DRAWING IS UNRELEASED. BY AMP INCORPORATED. ALL RIGHTS RESERVED.

RELEASABLE FOR PUBLICATION.

LOC A LEADMAKER & BENCH MACHINE

AMP 1756 REV 3-92 14-APR-04 12:48:54 US016926

AMP Incorporated Harrisburg, PA 17105-3608

DR B. HIGMAN 3/12/96 APP T. ELBIN 3/12/96
 CHK 3/12/96 REL 5/22/96
 C. ERISMAN B. MORGAN

NAME SIDE FEED HDM APPLICATOR MACHINE REF MINI APPL
 SCALE D DWG NO 680268 SHEET 1 OF 1 REV B1

REVISION RECORD

REV	DATE	DESCRIPTION
B1	ECN 0150-0459-04	TE 4-04
B	0150-6941-96	CE 6/96
A	REVISED	CE 5/96

REMOVE BURRS, BREAK SHARP EDGES R.015 MAX

CUSTOMER AND ASSEMBLY DRAWING