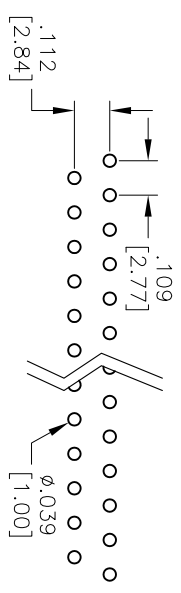
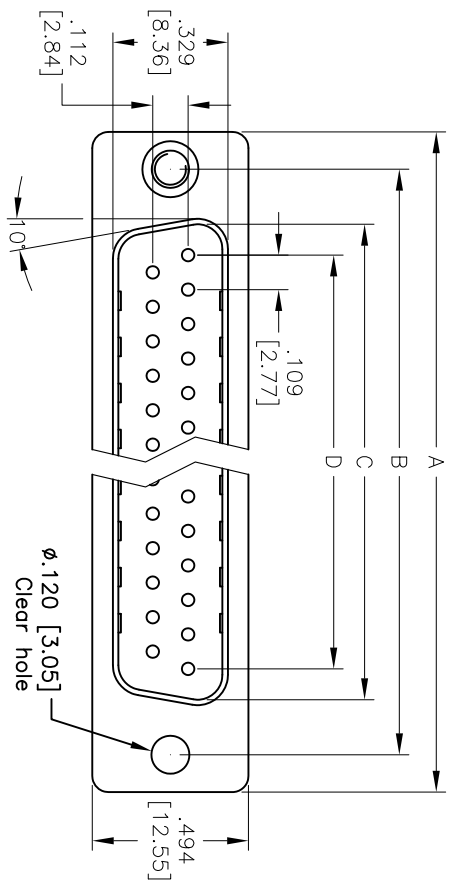
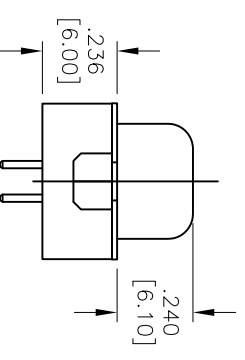
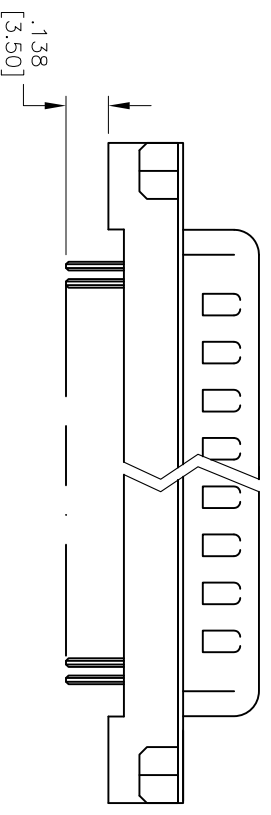


APPROVED: \_\_\_\_\_  
 DATE: \_\_\_\_\_ TITLE: \_\_\_\_\_

Rev	AWO #	Description	Date	Appr
-		RELEASED	2/14/07	
A		REDRAW	9/14/11	



Recommended PCB Layout



DXXX	NO. OF CONTACTS	DIMENSIONS			
		A	B	C	D
DE09	9	1.213 [30.81]	.984 [24.99]	.666 [16.92]	.436 [11.08]
DA15	15	1.541 [39.14]	1.312 [33.32]	1.004 [25.50]	.763 [19.39]
DB25	25	2.088 [53.04]	1.852 [47.04]	1.534 [38.96]	1.309 [33.24]
DC37	37	2.729 [69.32]	2.500 [63.50]	2.182 [55.42]	1.963 [49.86]

**SPECIFICATIONS:**  
 Material: Insulator: PBT, glass reinforced, rated UL 94V-0  
 Insulator color: Black  
 Contacts: Copper alloy  
 Shell: SPCC  
 Plating: Gold flash over Nickel underplate overall  
 Electrical: Operating voltage: 250 VAC max  
 Current rating: 1 Amps max  
 Contact resistance: 20 mohms max  
 Insulation resistance: 1,000 Mohms min  
 Dielectric withstanding voltage: 1,000 VAC for 1 minute  
 Operating temperature: -65°C to +125°C  
 Environmental: Lead free, RoHS compliant

**ADAM TECH**  
 909 Railway Avenue, Union, NJ 07083  
 Phone: 908-687-5000 Fax: 908-687-5710

TITLE: D-SUB PLUG, FLUSH MOUNT  
 STRAIGHT PCB TAIL

UNLESS OTHERWISE SPECIFIED ALL DIMENSIONS ARE IN INCHES [MM] TOLERANCES: EXCEPT AS NOTED INCHES Holes ±.10 ØXX ±.015 .XX ±.020 .XXX ±.015	APPROVALS	DATE	SIZE	PART NO.	REV.
DRAWN	SS	2/14/07	X	DXXX-PA-M1	A
CHECKED					
APPROVED					

