

# Customer Information Sheet

DRAWING No.: M80-753XXXX

IF IN DOUBT - ASK



NOT TO SCALE

THIRD ANGLE PROJECTION

ALL DIMENSIONS IN mm

**SPECIFICATIONS:**

**MATERIAL:**  
 MOULDING = GLASS FILLED PPS UL94V-0, BLACK  
 CONTACTS = PHOSPHOR BRONZE  
 LATCHES = BERYLLIUM COPPER

**FINISH:**  
**CONTACTS:**  
 22 = 0.75µm GOLD ON CONTACT AREA.  
 3.0µm 90/10 TIN/LEAD ON TAILS  
 42 = 0.75µm GOLD ON CONTACT AREA.  
 3.0µm 100% TIN OVER NICKEL ON TAILS  
 45 = 0.75µm GOLD  
 LATCH = 1.25µm NICKEL

**ELECTRICAL:**  
 CURRENT RATING (25°C) = 3.0A MAX.  
 CURRENT RATING (85°C) = 2.2A MAX.  
 WORKING VOLTAGE = 800V AC/DC  
 VOLTAGE PROOF = 1200V AC/DC  
**CONTACT RESISTANCE:**  
 INITIAL = 20mΩ MAX.  
 AFTER CONDITIONING = 25mΩ MAX.  
**INSULATION RESISTANCE:**  
 INITIAL = 1000MΩ MIN.  
 AFTER CONDITIONING = 100MΩ MIN.

**MECHANICAL:**  
 DURABILITY = 500 OPERATIONS  
**ENVIRONMENTAL:**  
 TEMPERATURE RANGE = -55°C TO +125°C  
**PACKING:** TUBE

FOR COMPLETE SPECIFICATION, SEE COMPONENT SPECIFICATION C005XXX (LATEST ISSUE)

**ORDER CODE:**

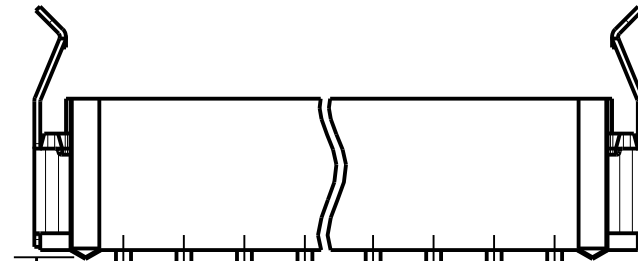
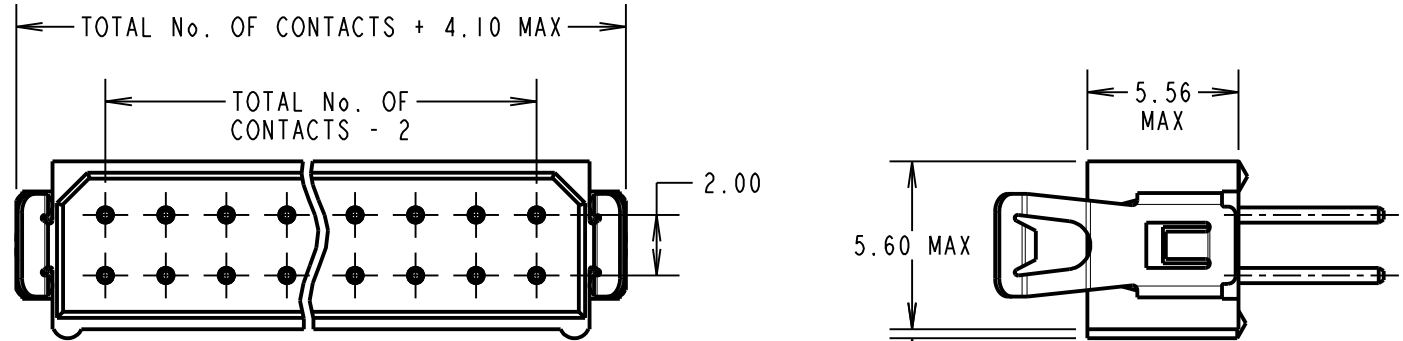
**M80-753XXXX**

**TOTAL No. OF CONTACTS:**

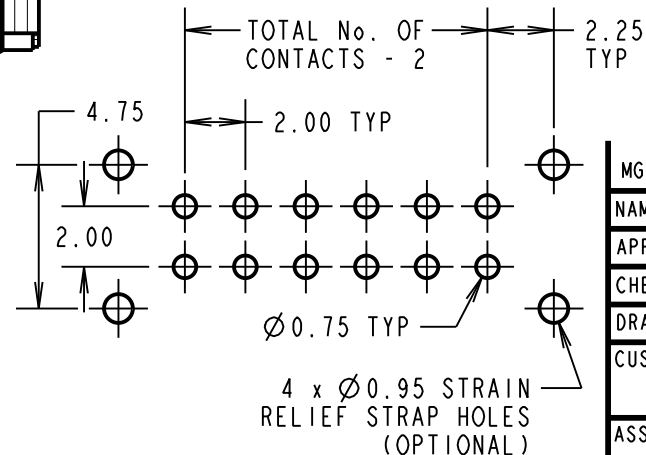
04, 06, 08, 10, 12, 14,  
 16, 18, 20, 26, 34, 44

**FINISH:**

22 - GOLD ON CONTACT AREA  
 TIN/LEAD ON TAILS  
 42 - GOLD ON CONTACT AREA  
 100% TIN ON TAILS  
 45 - GOLD



**RECOMMENDED PCB LAYOUT  
 TOLERANCE ±0.05mm**



**NOTES:**

- 2-OFF STRAIN RELIEF STRAPS M80-0030006 MAY BE USED WITH THIS CONNECTOR.

MGP	6	01.12.21	31135
NAME	ISS.	DATE	CN/CO
APPROVED: MGP			
CHECKED: MR			
DRAWN: J BROOKES			
CUSTOMER REF.:			
ASSEMBLY DRG:			

**HARWIN**

www.harwin.com  
 technical@harwin.com

THIS DRAWING AND ANY INFORMATION OR DESCRIPTIVE MATTER SET OUT HEREON ARE CONFIDENTIAL AND COPYRIGHT PROPERTY OF THE HARWIN GROUP AND MUST NOT BE DISCLOSED, LOANED, COPIED OR USED FOR MANUFACTURING, TENDERING OR FOR ANY OTHER PURPOSE WITHOUT THEIR WRITTEN PERMISSION.

**TOLERANCES**  
 X. = ±1mm  
 X.X = ±0.50mm  
 X.XX = ±0.20mm  
 X.XXX = ±0.01mm  
 ANGLES = ±5°  
 UNLESS STATED

**MATERIAL:**  
 SEE ABOVE  
**FINISH:** SEE ABOVE  
**S/AREA:** mm<sup>2</sup>

**TITLE:** DATAMATE DIL VERTICAL MALE PC TAIL ASSEMBLY - LATCHED

**DRAWING NUMBER:** M80-753XXXX

SHT  
 2 OF 2