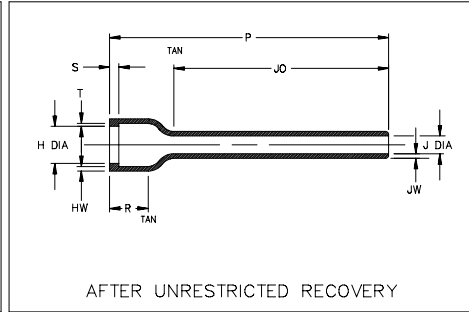
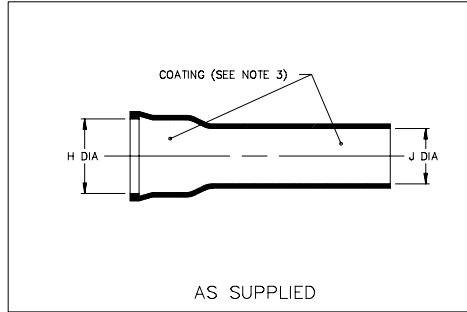


Thermofit<sup>®</sup> Molded Parts  
 Specification Control Drawing  
 Limited Distribution

Part Number : 202F2XX-XX-10  
 Description : Boot, Straight, With Lip

NOTES

- All dimensions are in  $\frac{\text{inches}}{[\text{millimeters}]}$
- Dimensions appearing in table are as follows:
  - a - As Supplied
  - b - After Unrestricted Recovery
- Coating is optional. As supplied dimensions appearing in table are for uncoated parts. When coating is added, entry diameters will be reduced by .06 max.
- "S" & "T" dimensions apply to a minimum of 240' of the circumference.



| PART NUMBER   | H              |                | J              |               | P<br>±10%      | R<br>Ref       | J0<br>Ref      | HW<br>+.06/- .03 | JW<br>±.03   | S<br>+.06/- .03 | T<br>±.03    |
|---------------|----------------|----------------|----------------|---------------|----------------|----------------|----------------|------------------|--------------|-----------------|--------------|
|               | Min<br>a       | Max<br>b       | Min<br>a       | Max<br>b      |                |                |                |                  |              |                 |              |
|               | 202F232-XX-10  | 1.22<br>[31,0] | .73<br>[18,5]  | .96<br>[24,4] | .35<br>[8,9]   | 3.00<br>[76,2] | .48<br>[12,2]  | 1.98<br>[50,3]   | .07<br>[1,8] | .06<br>[1,5]    | .07<br>[1,8] |
| 202F242-XX-10 | 1.40<br>[35,6] | .87<br>[22,1]  | 1.13<br>[28,7] | .40<br>[10,2] | 2.50<br>[63,5] | .48<br>[12,2]  | 1.37<br>[34,8] | .07<br>[1,8]     | .06<br>[1,5] | .07<br>[1,8]    | .05<br>[1,3] |
| 202F253-XX-10 | 1.53<br>[38,9] | 1.11<br>[28,2] | 1.24<br>[31,5] | .43<br>[10,9] | 2.50<br>[63,5] | .55<br>[14,0]  | 1.10<br>[27,9] | .07<br>[1,8]     | .06<br>[1,5] | .07<br>[1,8]    | .07<br>[1,8] |
| 202F263-XX-10 | 1.78<br>[45,2] | 1.27<br>[32,3] | 1.51<br>[38,4] | .50<br>[12,7] | 2.50<br>[63,5] | .60<br>[15,2]  | .92<br>[23,4]  | .07<br>[1,8]     | .06<br>[1,5] | .07<br>[1,8]    | .07<br>[1,8] |

**If this document is printed it becomes uncontrolled.  
 Check for the latest revision.**



RAYCHEM CORPORATION  
 300 CONSTITUTION DRIVE  
 MENLO PARK, CALIFORNIA 94025

Revision : D  
 Date : 5/8/96

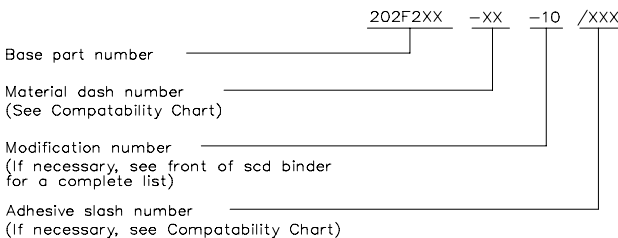
Part Number : 202F2XX-XX-10  
 Description : Boot, Straight, With Lip

Thermofit<sup>®</sup> Molded Parts  
 Specification Control Drawing  
 Limited Distribution

Part Number : 202F2XX-XX-10  
 Description : Boot, Straight, With Lip

| COMPATABILITY CHART |                      |         |                   |               |                     |
|---------------------|----------------------|---------|-------------------|---------------|---------------------|
| MATERIAL DASH NO.   | MATERIAL DESCRIPTION | RT SPEC | COATING SLASH NO. | COATING S NO. | COATING DESCRIPTION |
| -50                 | Flexible, VPB        | RT-1313 | N/A               |               |                     |
| -51                 | Flexible, EPB        | RT-1321 | /164              | S-1124        | Adhesive            |
| -71                 | Flexible, Polyolefin | RT-1316 | /180              | S-1030-1      | Adhesive            |
|                     |                      |         |                   |               |                     |
|                     |                      |         |                   |               |                     |

ORDERING INFORMATION



THIS DRAWING IS SUBJECT TO CHANGE WITHOUT NOTICE; CONSULT YOUR  
 NEAREST FIELD REPRESENTATIVE FOR CURRENT REVISION



RAYCHEM CORPORATION  
 300 CONSTITUTION DRIVE  
 MENLO PARK, CALIFORNIA 94025

Revision : D  
 Date : 5/8/96

Part Number : 202F2XX-XX-10  
 Description : Boot, Straight, With Lip