

# HIGH-SPEED LOW-PROFILE OPEN-PIN-FIELD

## SPECIFICATIONS

For complete specifications and recommended PCB layouts see [www.samtec.com?LPAM](http://www.samtec.com?LPAM)

**Insulator Material:**  
Black LCP

**Terminal Material:**  
Copper Alloy

**Plating:**

Au or Sn over  
50 μm (1.27 μm) Ni

**Current Rating:**

2.2 A per pin  
(8 adjacent pins powered)

**Working Voltage:**

250 VAC

**RoHS Compliant:**

Yes

**Lead-Free Solderable:**

Yes

## RECOGNITIONS

For complete scope of recognitions see [www.samtec.com/quality](http://www.samtec.com/quality)



**Mates with:**

LPAF

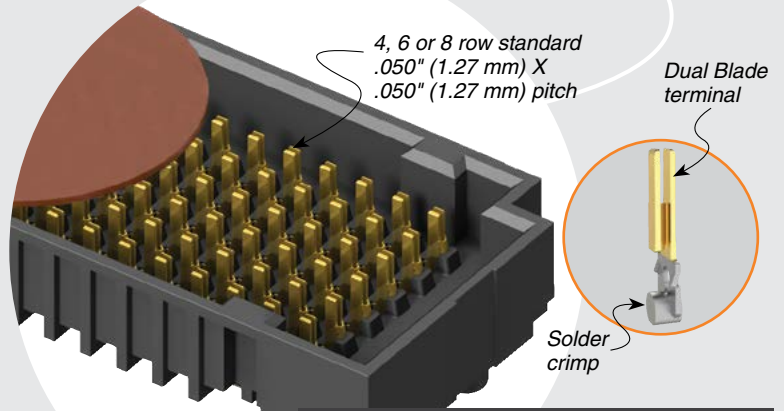
**Standoffs:**

JSO, SO

## POWER/SIGNAL APPLICATION



Compatible with UMPT/UMPS for flexible two-piece power/signal solutions



4, 6 or 8 row standard  
.050" (1.27 mm) X  
.050" (1.27 mm) pitch

Dual Blade terminal

Solder crimp

4 mm, 4.5 mm  
and 5 mm stack heights

## HIGH-SPEED CHANNEL PERFORMANCE

LPAM/LPAF @ 5 mm Mated Stack Height  
Rating based on Samtec reference channel.  
For full SI performance data visit [Samtec.com](http://Samtec.com)  
or contact [SIG@samtec.com](mailto:SIG@samtec.com)

PAM 4

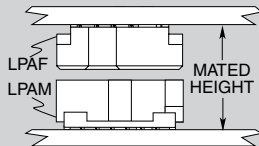
56  
Gbps

## ALSO AVAILABLE (MOQ Required)

- Tin-Lead Solder Charge
- Other pins/row and row counts
- Other Gold plating options

<b>LPAM</b>	<b>NO. PINS PER ROW</b>	<b>LEAD STYLE</b>	<b>PLATING OPTION</b>	<b>NO. OF ROWS</b>	<b>SOLDER TYPE</b>	<b>K</b>	<b>TR</b>
	-10, -20, -30, -40, -50 (-08 rows only)	-01.0 = (1.0 mm) .039" -01.5 = (1.5 mm) .060"	-L = 10 μm (0.25 μm) Gold on contact area, Matte Tin on solder tail	-04 = Four Rows -06 = Six Rows -08 = Eight Rows	-2 = Lead-Free Solder Crimp	-K = Polyimide film Pick & Place Pad	-TR = Tape & Reel

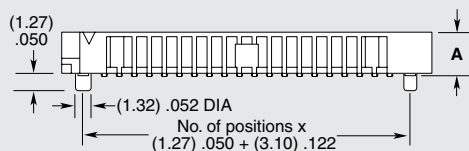
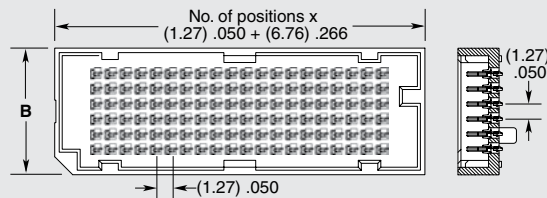
## MATED HEIGHT



MATED HEIGHT*		
LPAM LEAD STYLE	LPAF LEAD STYLE	
	-03.0	-03.5
-01.0	(4.00) .157	(4.50) .177
-01.5	(4.50) .177	(5.00) .197

\*Processing conditions will affect mated height.

NO. OF ROWS	B
-04	(8.18) .322
-06	(10.72) .422
-08	(13.26) .522



LEAD STYLE	A
-01.0	(3.68) .145
-01.5	(4.19) .165

**Notes:**

Patent Pending

Some sizes, styles and options are non-standard, non-returnable.

Due to technical progress, all designs, specifications and components are subject to change without notice.

[WWW.SAMTEC.COM](http://WWW.SAMTEC.COM)

All parts within this catalog are built to Samtec's specifications.

Customer specific requirements must be approved by Samtec and identified in a Samtec customer-specific drawing to apply.