

(1.00 mm) .0394" PITCH • DOUBLE ROW DISCRETE WIRE TERMINAL

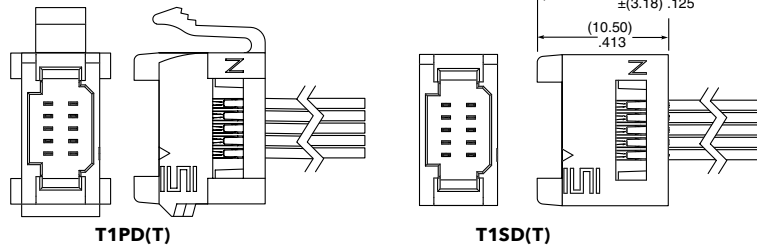


SERIES	NO. OF POSITIONS	WIRE GAUGE	PLATING OPTION	ASSEMBLED LENGTH	PANEL OPTION	PINOUT																										
T1SD = Double Row Non-Panel Mount PVC Cable T1PD = Double Row Panel Mount PVC Cable T1SDT = Double Row Non-Panel Mount Blue *Teflon® Cable T1PDT = Double Row Panel Mount Blue* Teflon® Cable	-02 thru -10 (Per Row)	-28 = 28 AWG -28C = 28 AWG Color Coded Cable (T1SD & T1PD only) -30 = 30 AWG -30C = 30 AWG Color Coded Cable (T1SD & T1PD only)	-GF = 3 μ" (0.07 μm) Gold on contact and tail <table border="1"> <thead> <tr> <th colspan="2">-28C, -30C CABLE COLOR CODING</th> </tr> <tr> <th>PIN</th> <th>COLOR</th> </tr> </thead> <tbody> <tr><td>1</td><td>BROWN</td></tr> <tr><td>2</td><td>RED</td></tr> <tr><td>3</td><td>ORANGE</td></tr> <tr><td>4</td><td>YELLOW</td></tr> <tr><td>5</td><td>GREEN</td></tr> <tr><td>6</td><td>BLUE</td></tr> <tr><td>7</td><td>VIOLET</td></tr> <tr><td>8</td><td>GRAY</td></tr> <tr><td>9</td><td>WHITE</td></tr> <tr><td>10</td><td>BLACK</td></tr> <tr><td>ETC</td><td>REPEAT</td></tr> </tbody> </table>	-28C, -30C CABLE COLOR CODING		PIN	COLOR	1	BROWN	2	RED	3	ORANGE	4	YELLOW	5	GREEN	6	BLUE	7	VIOLET	8	GRAY	9	WHITE	10	BLACK	ETC	REPEAT	"XX.X" = Assembled Length in Inches (45.7 mm) 01.8" min.	(Leave blank for non-panel mount) -A = Fits .033" (0.84 mm), .062" (1.57 mm) and .090" (2.29 mm) Thick Panels	(Leave blank for single ended assembly) -D1 = Double Ended down (Not available with T1PD or T1PDT) -D3 = Double Ended up (Not available with T1PD or T1PDT) -T1 = Transfer to socket down -T3 = Transfer to socket up
-28C, -30C CABLE COLOR CODING																																
PIN	COLOR																															
1	BROWN																															
2	RED																															
3	ORANGE																															
4	YELLOW																															
5	GREEN																															
6	BLUE																															
7	VIOLET																															
8	GRAY																															
9	WHITE																															
10	BLACK																															
ETC	REPEAT																															

T1SD(T), T1PD(T)
Cable Mates:
S1SD, S1SDT

SPECIFICATIONS


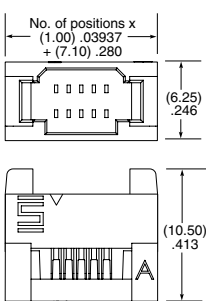

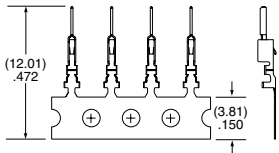
Insulator Material: Nylon, White
Contact Material: Phosphor Bronze
Plating: Au over 50 μ" (1.27 μm) Ni
Operating Temp Range: -10 °C to +80 °C (PVC)
 -40 °C to +125 °C (Teflon®)
Wire: 28 or 30 AWG



*DuPont™ Teflon® is a registered trademark of the E. I. du Pont de Nemours and Company or its affiliates.

Note: Teflon® cable is intended for crimp only. Contact Samtec for solderable cable applications.

View complete specifications at: samtec.com?T1SD, samtec.com?T1SDT, samtec.com?T1PD & samtec.com?T1PDT

SERIES	NO. OF POSITIONS	PANEL THICKNESS	SERIES	01	PLATING
IDT1 = Double Row Body IDP1 = Double Row Panel Mount Body	-02 thru -10 (per row)	(Leave blank for IDT1) -A = Fits 0.84 mm, 1.57 mm & 2.29 mm Thick Panels	TC37R = Contact, Full Reel (25,000 Parts per Reel) TC37M = Contact, Mini Reel (1,000 - 5,000 Parts per Reel)		-GF = 3 μ" (0.07 μm) Gold contact and tail
					

Note: Some lengths, styles and options are non-standard, non-returnable.

TOOLING

Hand Tool: CAT-HT-1137-2830-12 Mini Applicator: CAT-MC-309-2830-XX-01

View complete specifications at: samtec.com?IDT1, samtec.com?IDP1, samtec.com?TC37R & samtec.com?TC37M